



US00D691854S

(12) **United States Design Patent**
Dabney-Wiggs

(10) **Patent No.:** **US D691,854 S**

(45) **Date of Patent:** **** Oct. 22, 2013**

(54) **FOOD TRAY**

(71) Applicant: **Michele Dabney-Wiggs**, Newport Beach, CA (US)

(72) Inventor: **Michele Dabney-Wiggs**, Newport Beach, CA (US)

(73) Assignee: **Michele Dabney-Wiggs**, Newport Beach, CA (US)

(**) Term: **14 Years**

(21) Appl. No.: **29/446,434**

(22) Filed: **Feb. 22, 2013**

(51) **LOC (9) Cl.** **07-01**

(52) **U.S. Cl.**
USPC **D7/551.1**

(58) **Field of Classification Search**
USPC D7/551.1, 553.1, 553.2–554.1,
D7/586–587, 554.3; D9/424–425, 432;
220/23.83, 500, 507, 528–529, 212;
206/139, 223, 427, 557, 562–564, 541
See application file for complete search history.

(56) **References Cited**

U.S. PATENT DOCUMENTS

D256,313 S * 8/1980 Chapman D7/326
D269,245 S * 6/1983 Fabjancic D7/326
D400,373 S * 11/1998 Thoesen D6/469
D433,580 S * 11/2000 Jarke et al. D6/406.5

D450,130 S * 11/2001 Goldstein D24/227
D530,982 S * 10/2006 Faktorovich D7/549
D572,536 S * 7/2008 Cox D7/553.1
D573,407 S * 7/2008 Cox D7/553.1
D573,408 S * 7/2008 Lovett D7/553.2
D575,585 S * 8/2008 Geens D7/553.2
D592,014 S * 5/2009 Bizzell et al. D7/553.4
D600,503 S * 9/2009 Ragsdale et al. D7/553.4
D606,885 S * 12/2009 Olsson D9/761
D610,876 S * 3/2010 Busby D7/555
D615,821 S * 5/2010 Stamper D7/541
D651,047 S * 12/2011 Johnson et al. D7/553.1

* cited by examiner

Primary Examiner — Kelley Donnelly

(74) *Attorney, Agent, or Firm* — Haynes and Boone, LLP

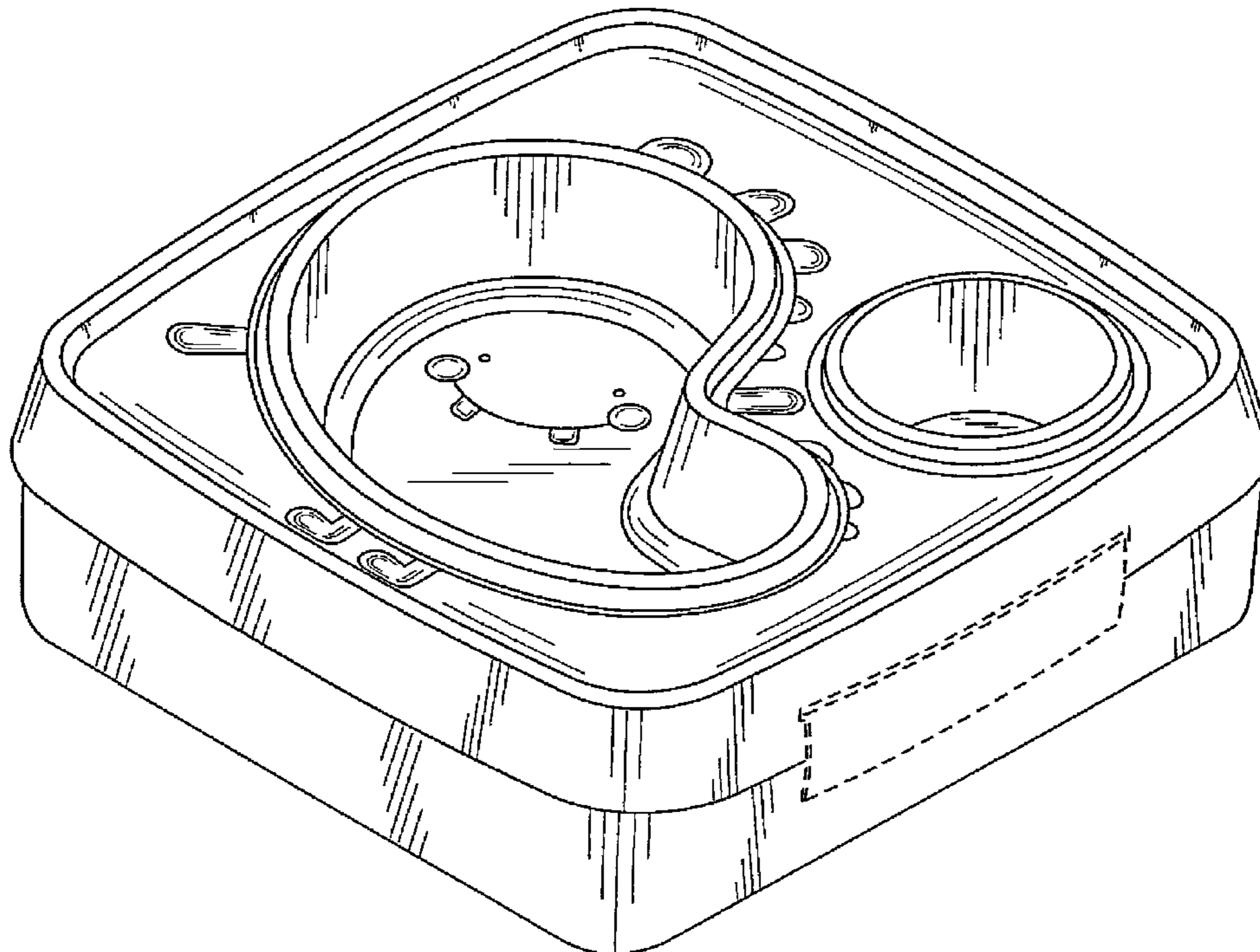
(57) **CLAIM**

The ornamental design for a food tray, as shown and described.

DESCRIPTION

FIG. 1 is a front perspective view of a food tray showing the new design;
FIG. 2 is a top side elevational view thereof;
FIG. 3 is a bottom side elevational view thereof;
FIG. 4 is a right side elevational view thereof;
FIG. 5 is a left side elevational view thereof;
FIG. 6 is a top side elevational view thereof; and,
FIG. 7 is a bottom side elevational view thereof.
The broken lines are for the purpose of illustrating the environment of the design only and form no part of the claimed design.

1 Claim, 5 Drawing Sheets



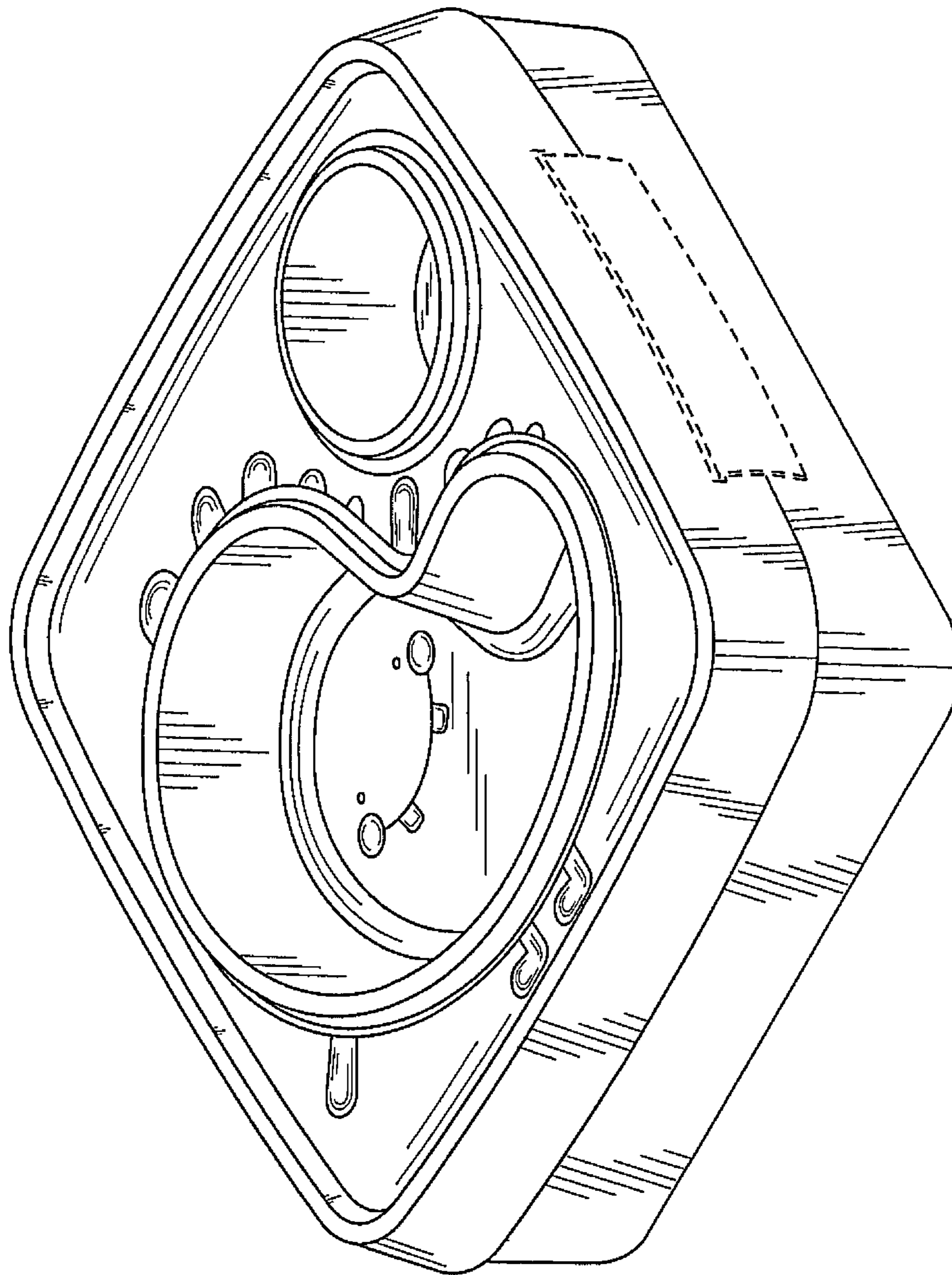


FIG. 1

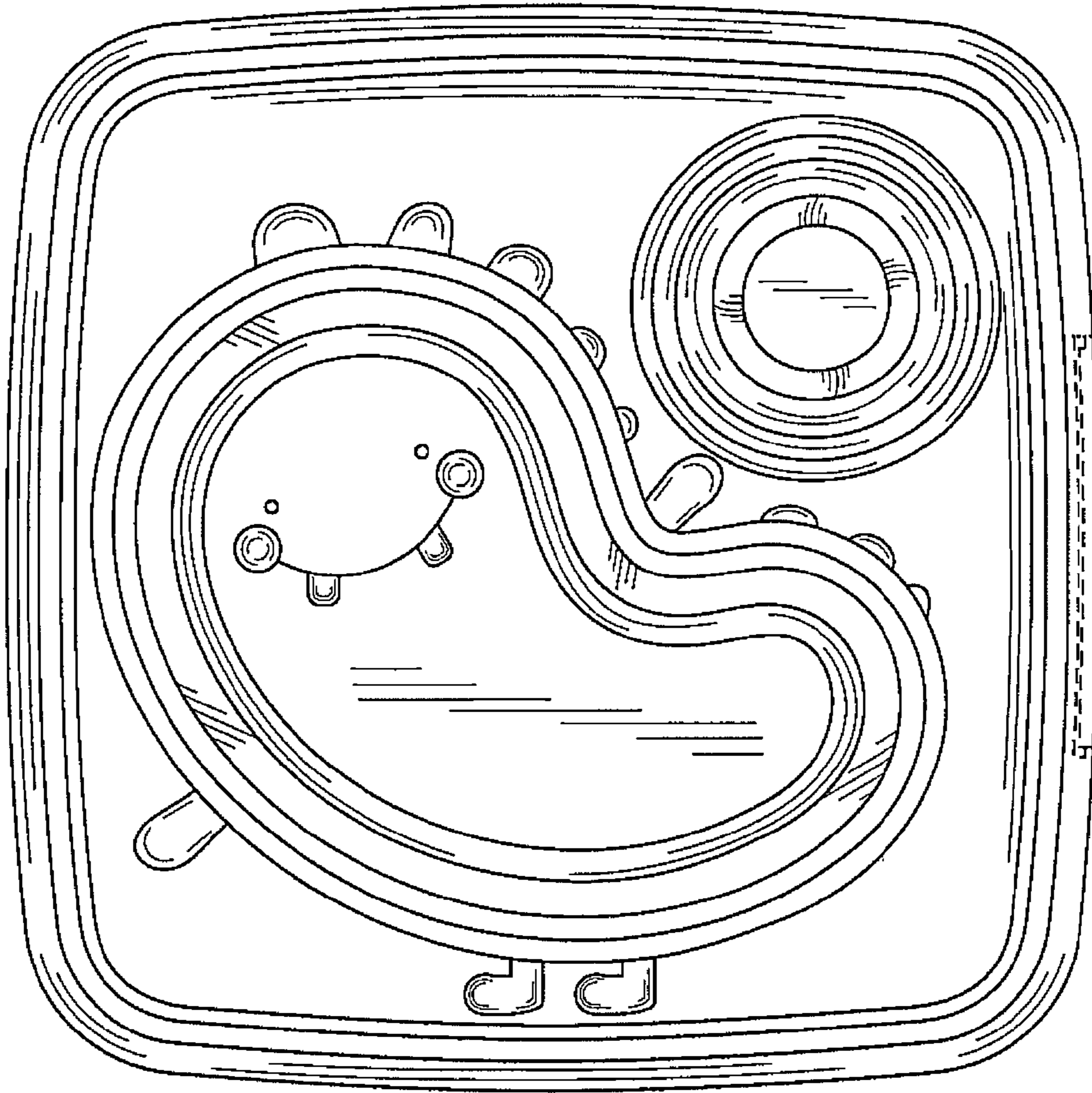


FIG. 2

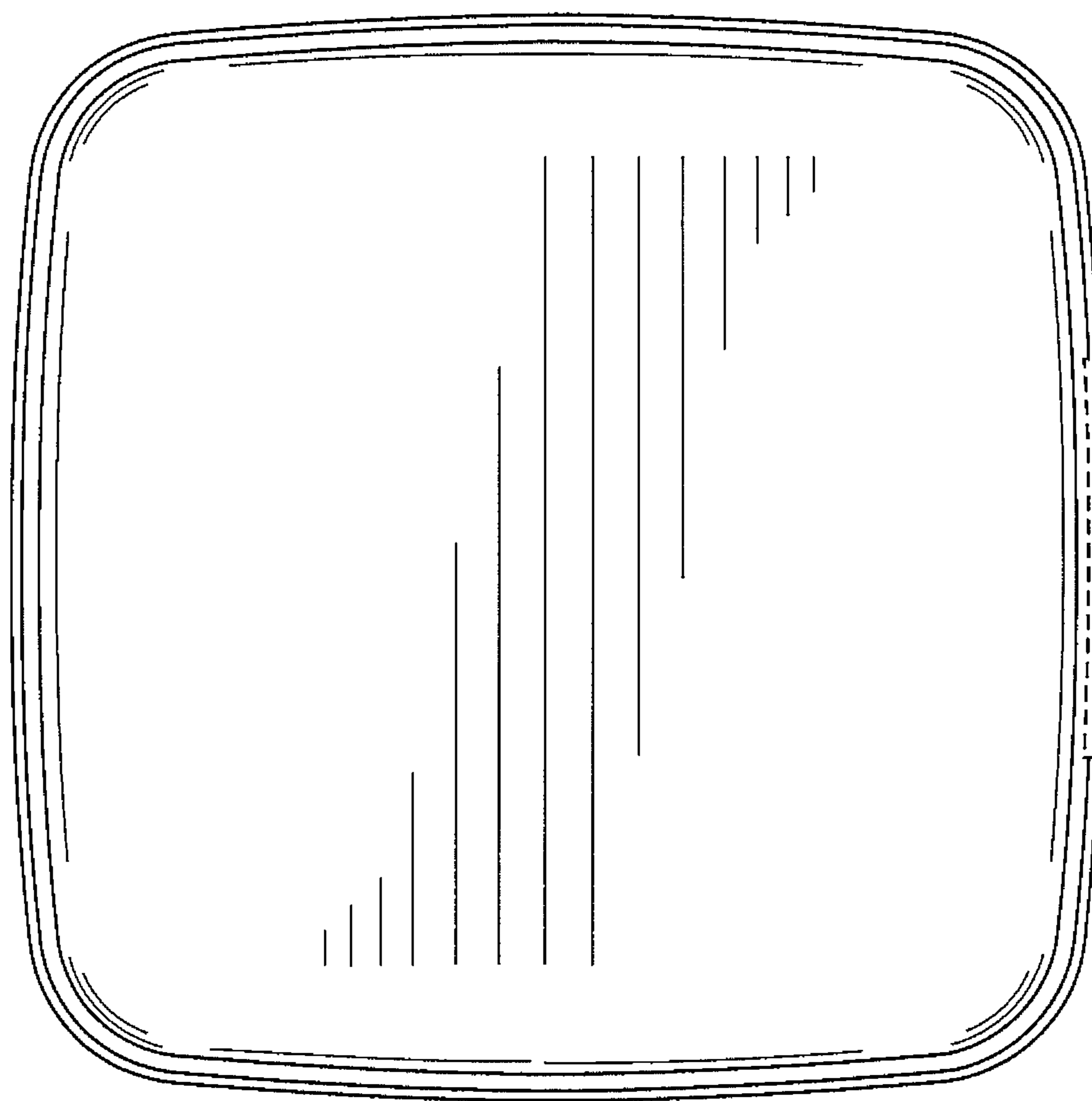


FIG. 3

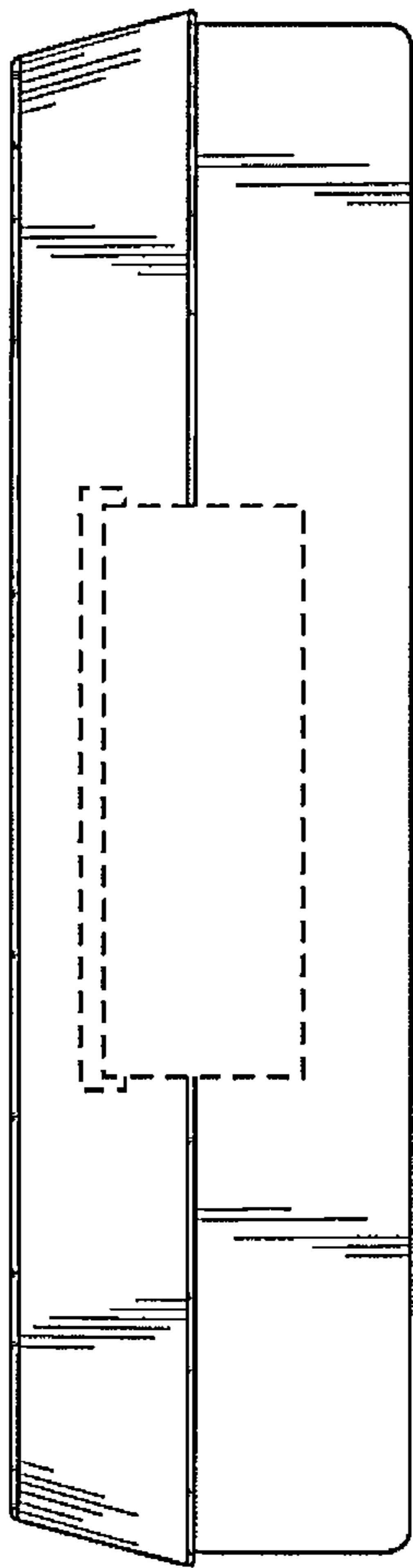


FIG. 4

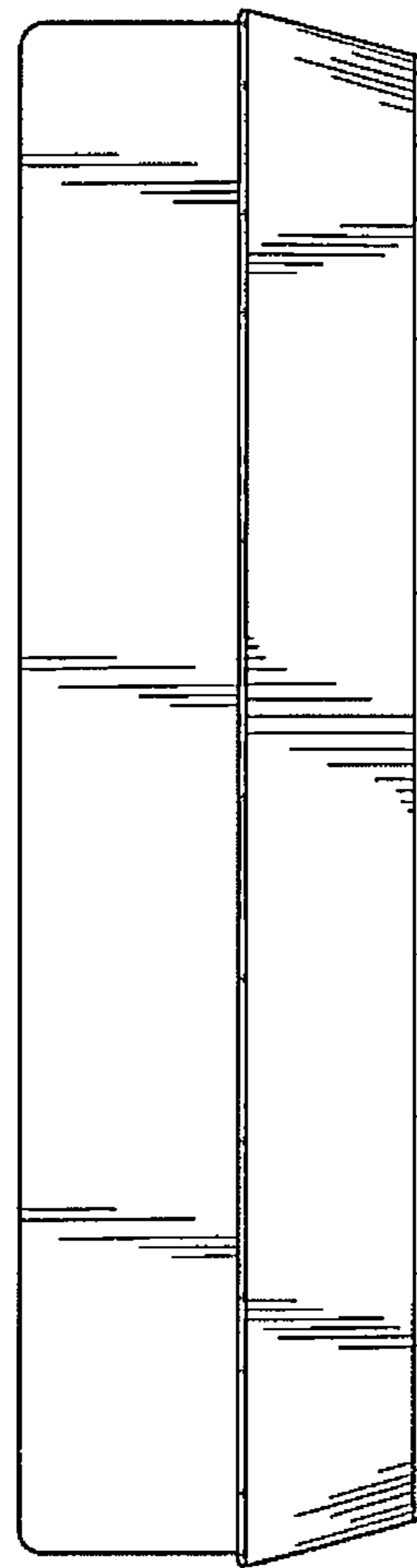


FIG. 5

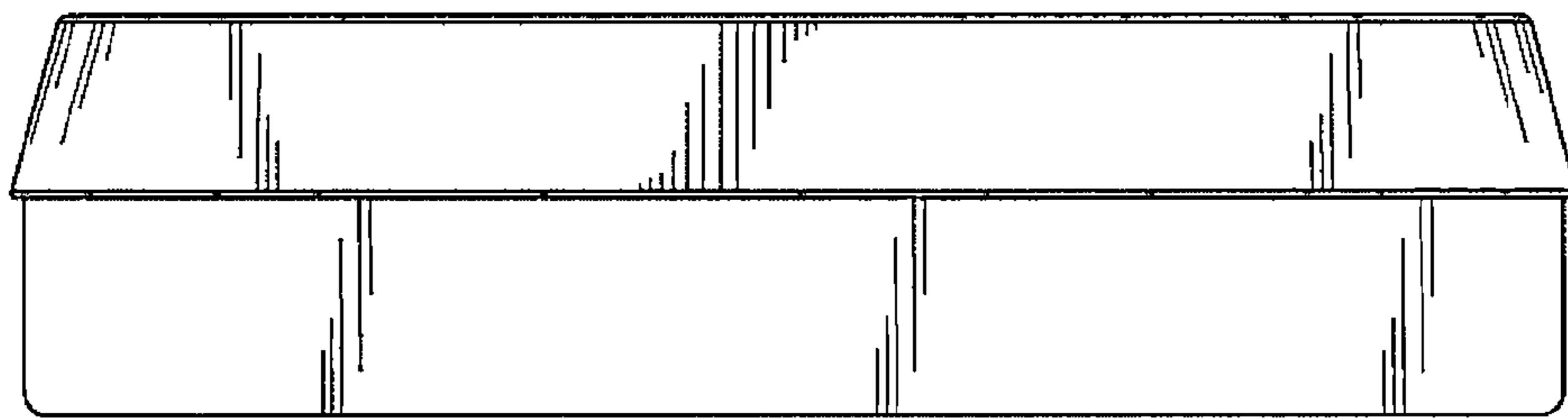


FIG. 6

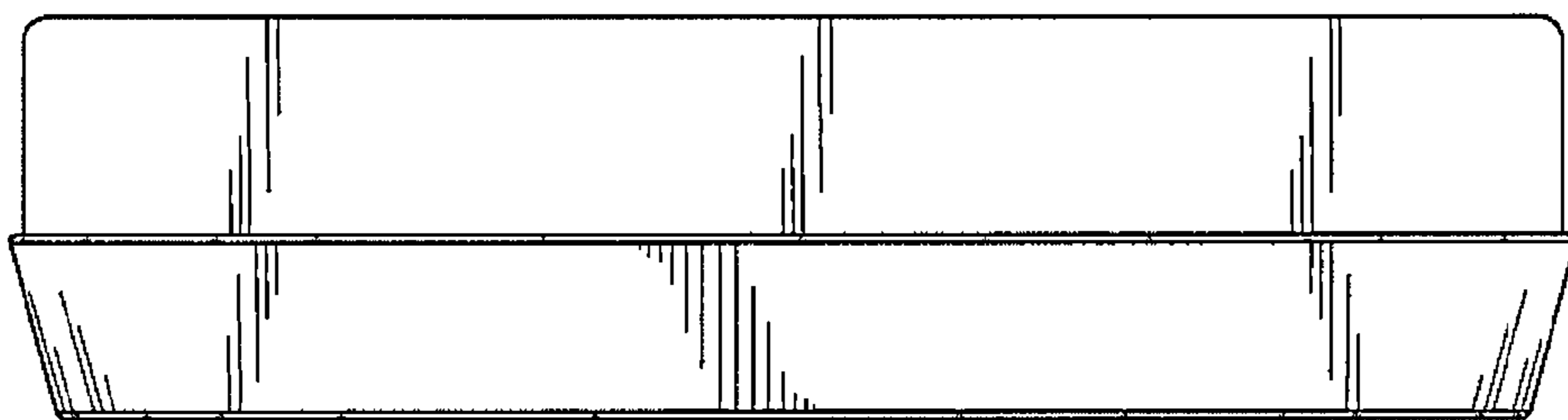


FIG. 7