



US00D691847S

(12) **United States Design Patent**
Beckman

(10) **Patent No.:** **US D691,847 S**

(45) **Date of Patent:** **** Oct. 22, 2013**

(54) **BEVERAGE CONTAINER LID**

(75) Inventor: **Michael Carl Beckman**, Seattle, WA
(US)

(73) Assignee: **Pacific Market International, LLC**,
Seattle, WA (US)

(**) Term: **14 Years**

(21) Appl. No.: **29/425,852**

(22) Filed: **Jun. 27, 2012**

(51) **LOC (9) Cl.** **07-02**

(52) **U.S. Cl.**
USPC **D7/392.1**

(58) **Field of Classification Search**
USPC D7/391, 392, 392.1, 510, 511, 629,
D7/900; D9/425, 434, 435, 438, 443, 444,
D9/445-447, 449, 451-454; 215/271, 318,
215/319, 354, 364; 220/253, 254.1, 254.3,
220/260, 712-714, 719, 780, 781, 834
See application file for complete search history.

(56) **References Cited**

U.S. PATENT DOCUMENTS

D247,475 S *	3/1978	Newman	D9/447
D356,499 S *	3/1995	Cautereels et al.	D9/449
5,704,510 A *	1/1998	Feltman et al.	220/293
D433,596 S *	11/2000	Price	D7/392.1
D436,294 S *	1/2001	Marck	D7/511
D462,579 S *	9/2002	Janky	D7/536
D466,371 S *	12/2002	Parker	D7/510
D485,759 S *	1/2004	Janky et al.	D9/449
D493,332 S *	7/2004	Bin	D7/510
D522,860 S *	6/2006	LaFortune	D9/449

D535,877 S *	1/2007	Tanninen et al.	D9/438
D567,657 S *	4/2008	Hall et al.	D9/454
D627,192 S *	11/2010	Gilbert et al.	D7/392.1
D631,284 S *	1/2011	Fuller	D7/392.1
D667,263 S *	9/2012	Gilbert et al.	D7/392.1
D674,663 S *	1/2013	Cahen	D7/510
2002/0011494 A1 *	1/2002	Lukacevic	220/713

OTHER PUBLICATIONS

U.S. Appl. No. 29/419,216, filed Apr. 26, 2012, Beckman.
U.S. Appl. No. 29/419,218, filed Apr. 26, 2012, Beckman.

* cited by examiner

Primary Examiner — Susan E Krakower

(74) *Attorney, Agent, or Firm* — Davis Wright Tremaine
LLP; George C. Rondeau, Jr.

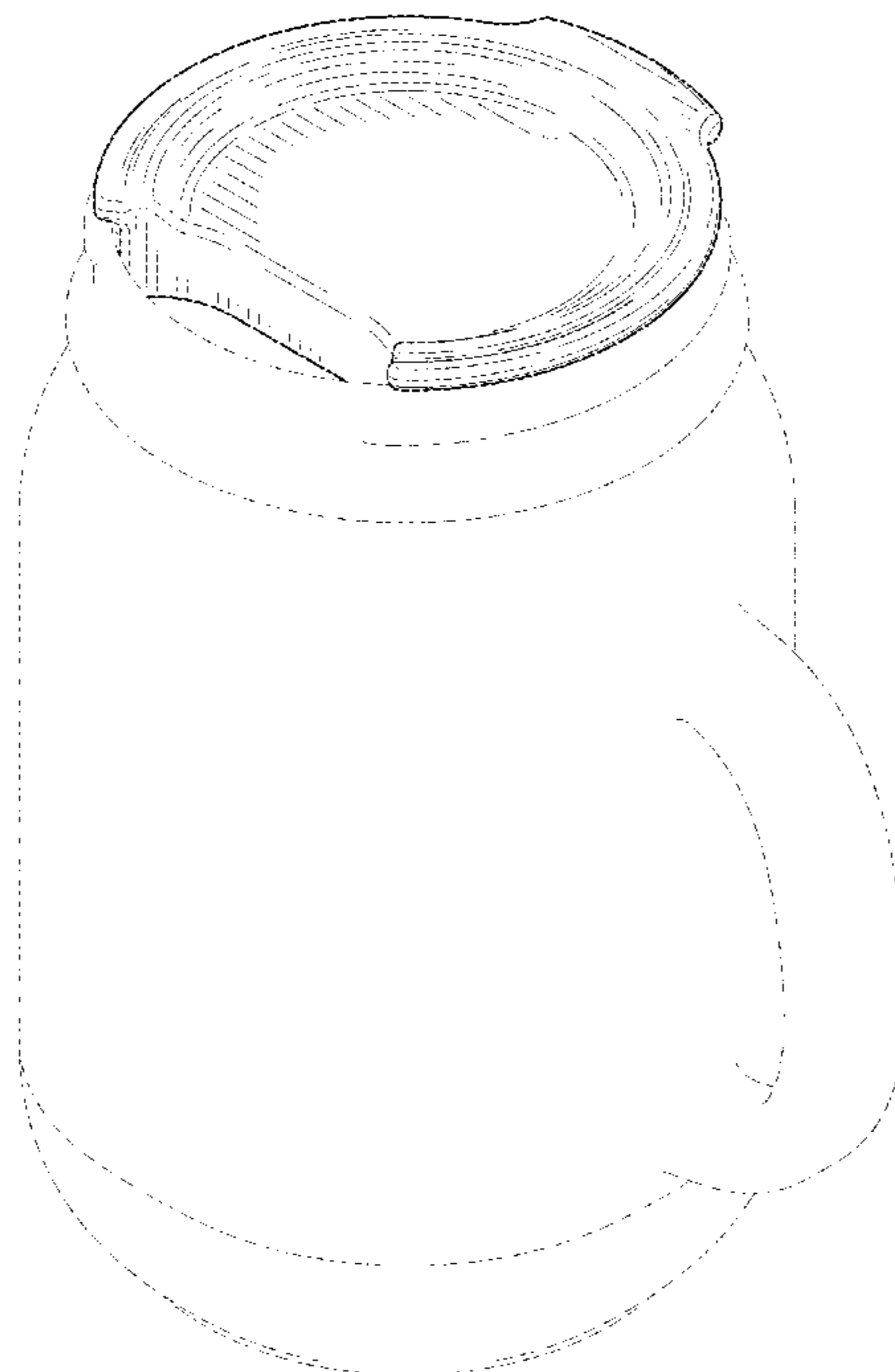
(57) **CLAIM**

The ornamental design for a beverage container lid, as shown
and described.

DESCRIPTION

FIG. 1 is a top front perspective view of a beverage container
lid showing my new design mounted on a beverage container.
FIG. 2 is a top front perspective view of the beverage con-
tainer lid showing my new design.
FIG. 3 is a top plan view thereof.
FIG. 4 is a front elevational view thereof.
FIG. 5 is a left side elevational view thereof.
FIG. 6 is a right side elevational view thereof.
FIG. 7 is a rear elevational view thereof; and,
FIG. 8 is a bottom plan view thereof.
The broken lines represent portions of the beverage container
lid that form no part of the claim.

1 Claim, 5 Drawing Sheets



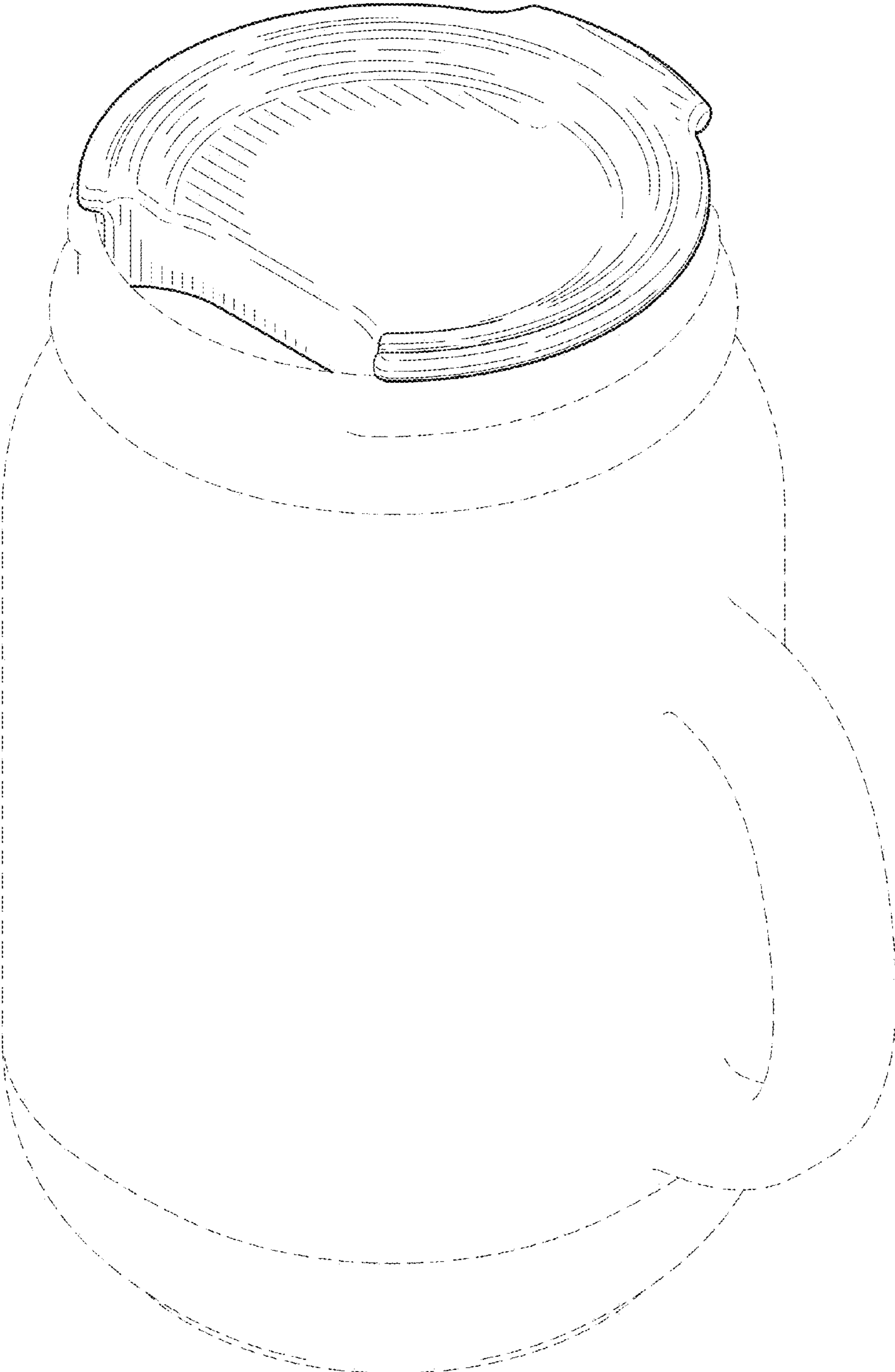


FIG.1

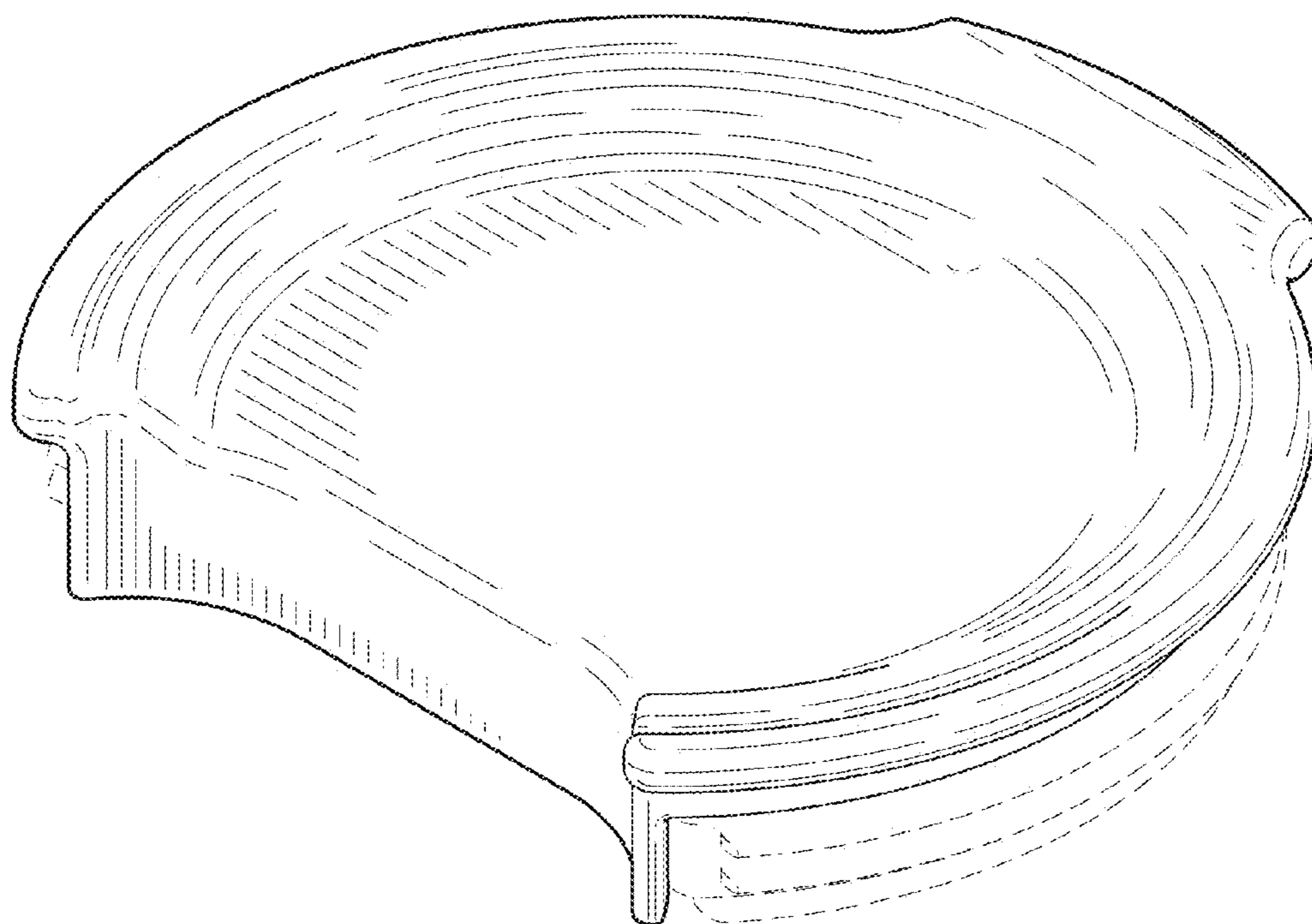


FIG. 2

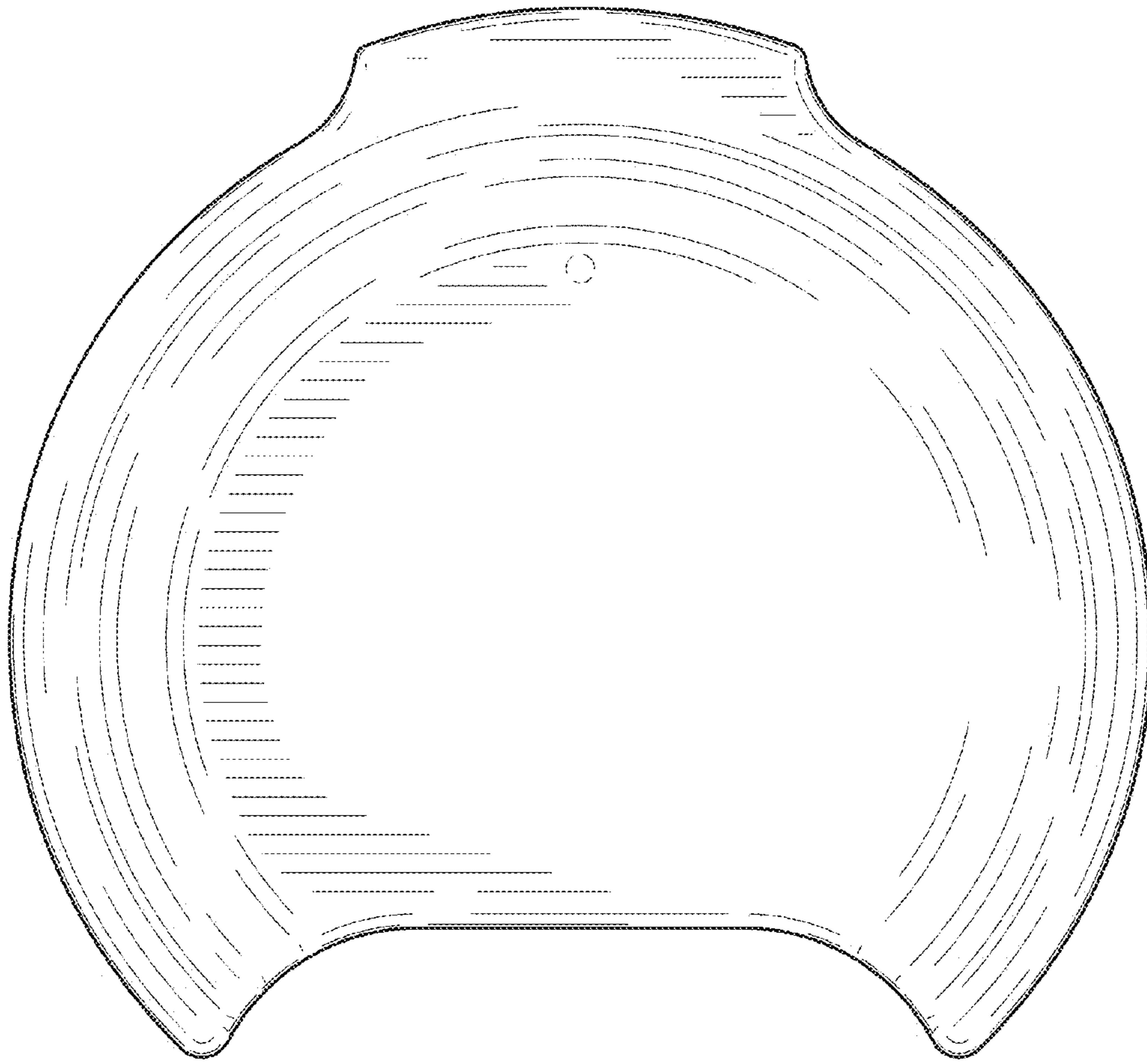


FIG. 3

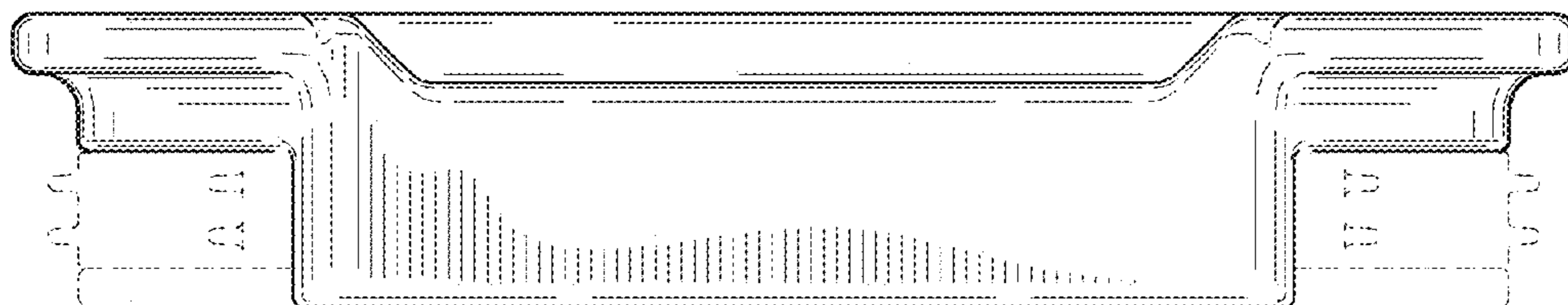


FIG. 4

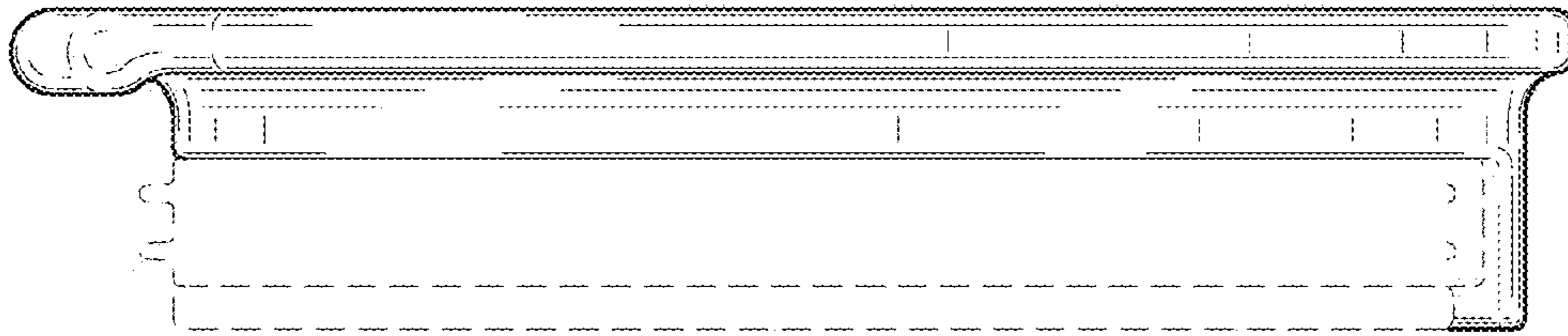


FIG. 5




FIG. 6




FIG. 7

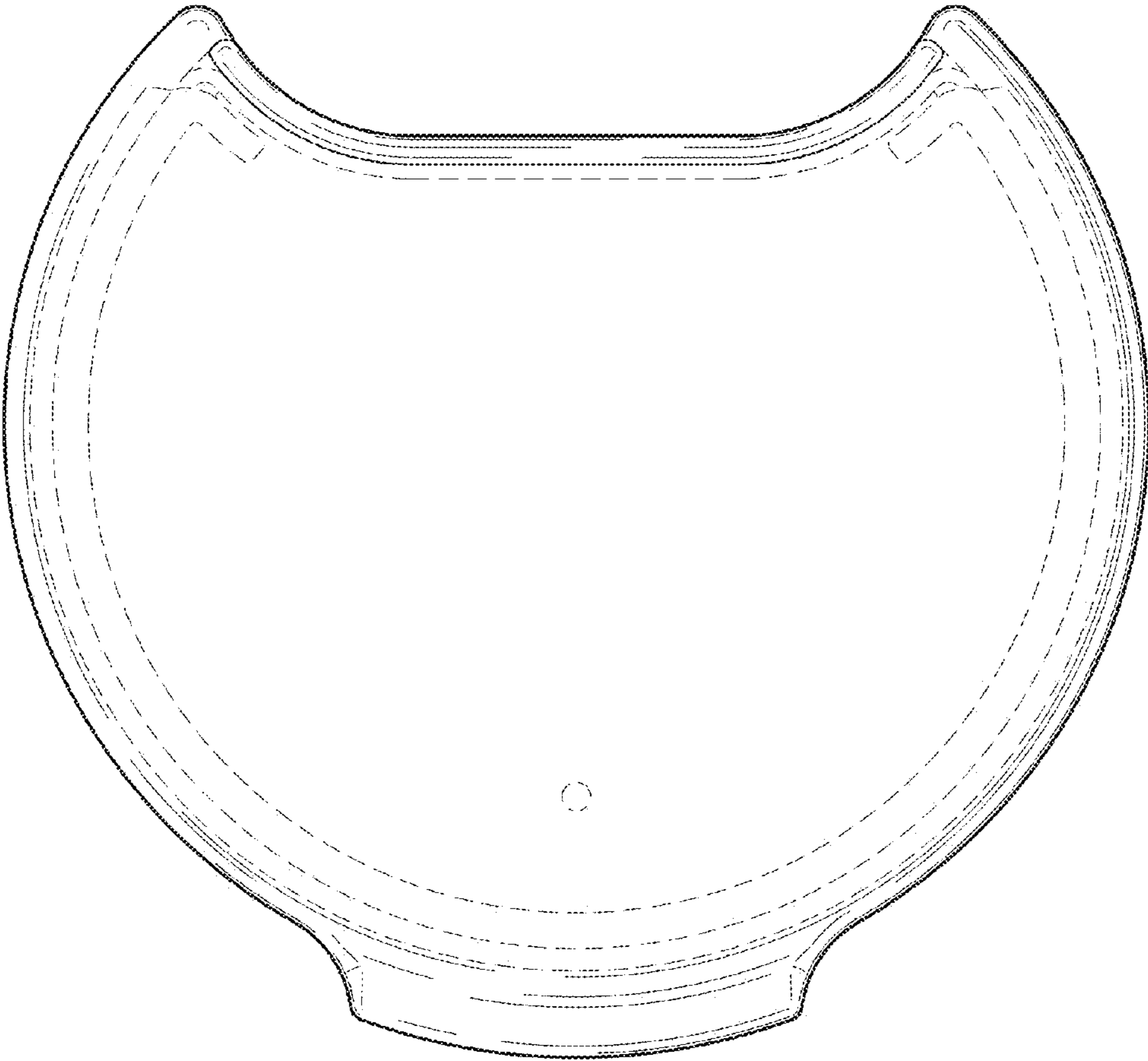


FIG. 8