



US00D691812S

(12) **United States Design Patent**  
**Roncati et al.**

(10) **Patent No.:** **US D691,812 S**  
(45) **Date of Patent:** **\*\* Oct. 22, 2013**

(54) **BRUSH**

(76) Inventors: **Marisa Roncati**, Ferrara (IT); **Lorenzo Vanini**, San Fedele Intelvi (IT)

(\*\*) Term: **14 Years**

(21) Appl. No.: **29/422,826**

(22) Filed: **May 24, 2012**

(30) **Foreign Application Priority Data**

Nov. 24, 2011 (EM) ..... 001952458-0001  
Nov. 24, 2011 (EM) ..... 001952458-0002  
Nov. 24, 2011 (EM) ..... 001952458-0003

(51) **LOC (9) Cl.** ..... **04-02**

(52) **U.S. Cl.**  
USPC ..... **D4/128**

(58) **Field of Classification Search**  
USPC ..... D4/128, 136; D28/7; 15/27, 186-188,  
15/207.2; 132/216-218, 226, 262, 317,  
132/901; 401/121, 122, 126, 127, 129  
See application file for complete search history.

(56) **References Cited**

**U.S. PATENT DOCUMENTS**

D122,019 S \* 8/1940 Hahn ..... D4/128  
5,638,568 A \* 6/1997 Dumler et al. .... 15/167.1  
D426,069 S \* 6/2000 Chen ..... D4/128  
D474,033 S \* 5/2003 Westlund ..... D4/128  
D573,348 S \* 7/2008 Dumler et al. .... D4/128  
D593,330 S \* 6/2009 Berhault ..... D4/128  
D632,485 S \* 2/2011 Bigio ..... D4/128  
D640,833 S \* 6/2011 Kang ..... D28/68  
D652,628 S \* 1/2012 Thierer ..... D4/128

D657,144 S \* 4/2012 Autie ..... D4/131  
D677,904 S \* 3/2013 Hammer ..... D4/128  
D682,556 S \* 5/2013 Uresti et al. .... D4/128  
2007/0033760 A1 \* 2/2007 Dumler ..... 15/187

\* cited by examiner

*Primary Examiner* — Austin Murphy

(74) *Attorney, Agent, or Firm* — Themis Law

(57) **CLAIM**

The ornamental design for a brush, as shown and described.

**DESCRIPTION**

FIG. 1 is a front perspective view showing a first embodiment of our new design;

FIG. 2 is a side elevational view thereof;

FIG. 3 is a front elevational view thereof;

FIG. 4 is a rear elevational view thereof;

FIG. 5 is a rear perspective view thereof;

FIG. 6 is a front perspective view showing a second embodiment of our new design;

FIG. 7 is a side elevational view thereof;

FIG. 8 is a front elevational view thereof;

FIG. 9 is a rear elevational view thereof;

FIG. 10 is a rear perspective view thereof;

FIG. 11 is a front perspective view showing a third embodiment of our new design;

FIG. 12 is a side elevational view thereof;



FIG. 13 is a front elevational view thereof;


FIG. 14 is a rear elevational view thereof; and,

FIG. 15 is a rear perspective view thereof.

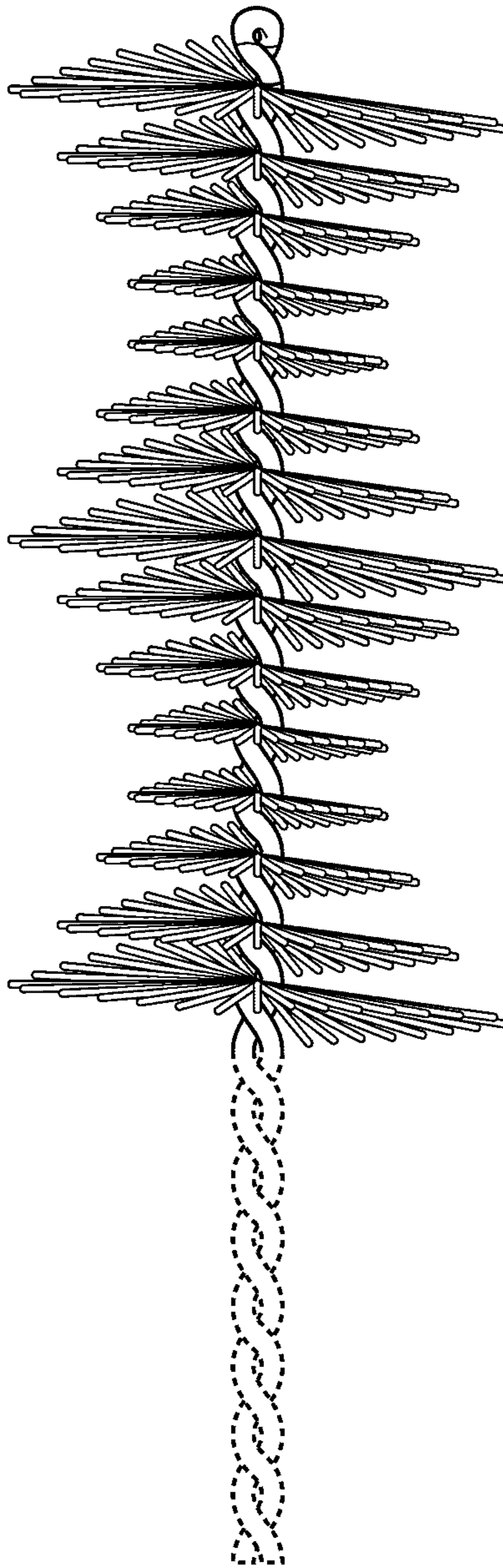
The handle of the brush is shown in broken lines for illustrative purposes only and forms no part of the claimed design.

**1 Claim, 12 Drawing Sheets**

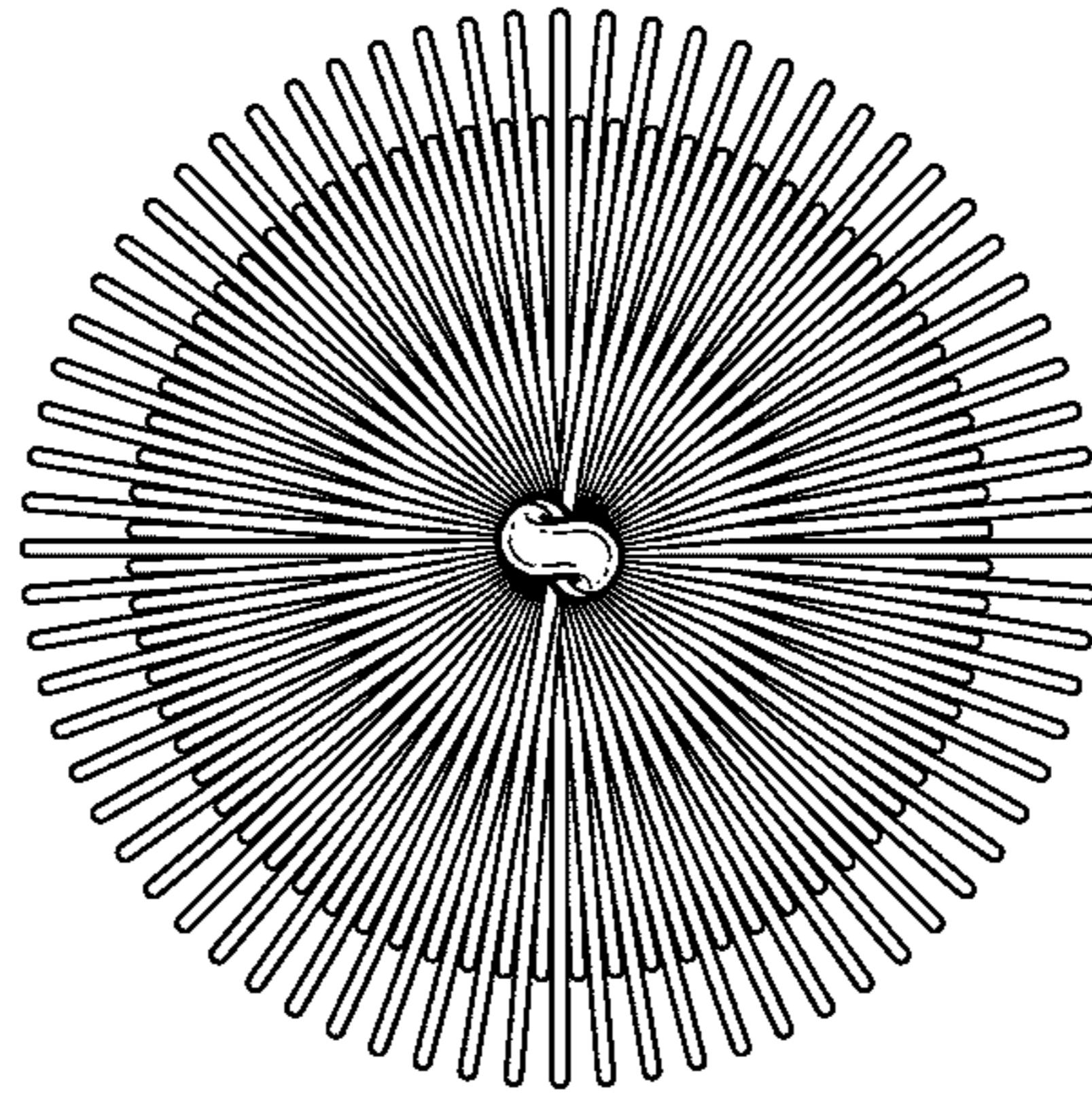





**FIG. 1**




**FIG. 2**



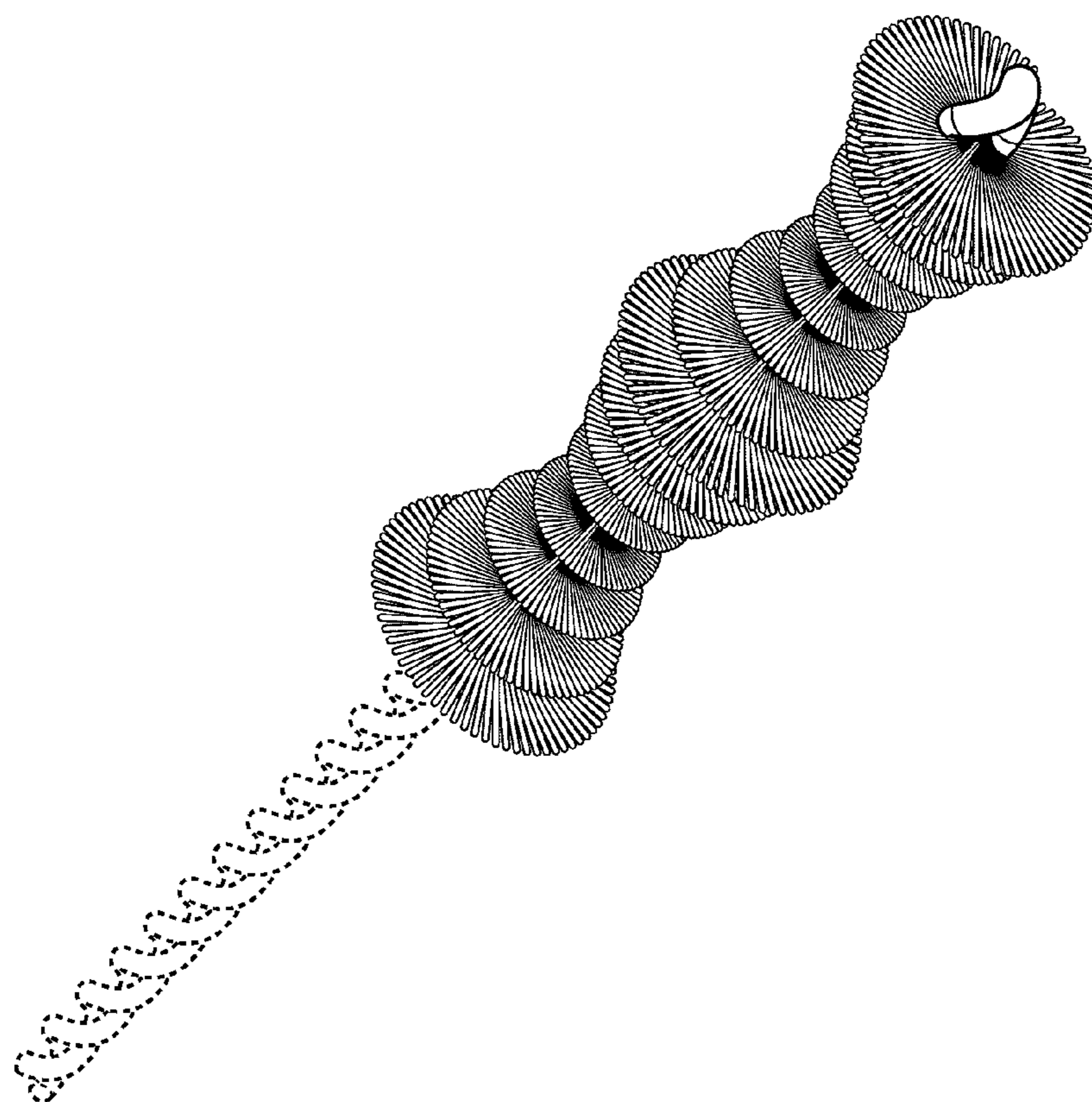
**FIG. 3**



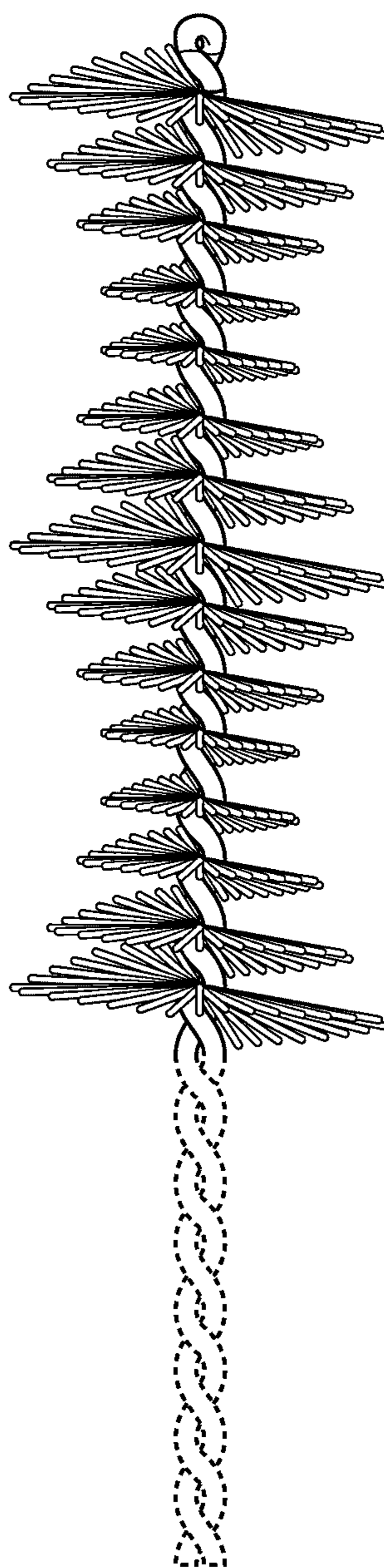
**FIG. 4**




**FIG. 5**




**FIG. 6**



**FIG. 7**




**FIG. 8**




**FIG. 9**

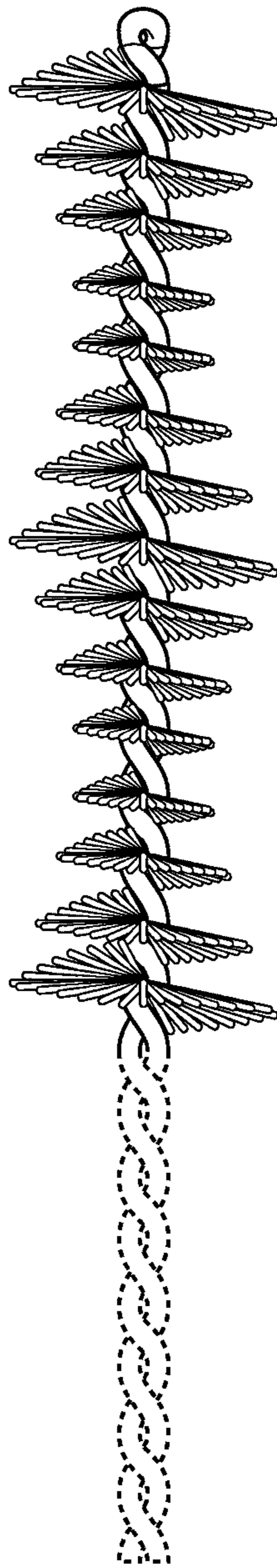





**FIG. 10**




**FIG. 11**



**FIG. 12**



**FIG. 13**



**FIG. 14**



**FIG. 15**