



US00D691755S

(12) **United States Design Patent**  
**Lai**

(10) **Patent No.:** **US D691,755 S**  
(45) **Date of Patent:** **\*\* Oct. 15, 2013**

(54) **EXTERIOR SURFACE CONFIGURATION OF  
A VEHICLE LAMP**

(71) Applicant: **Litek Enterprise Co., Ltd.**, Tainan  
(TW)

(72) Inventor: **Ching-Tsung Lai**, Tainan (TW)

(73) Assignee: **Litek Enterprise Co., Ltd.**, Tainan  
(TW)

(\*\*) Term: **14 Years**

(21) Appl. No.: **29/449,188**

(22) Filed: **Mar. 14, 2013**

(51) **LOC (9) Cl.** ..... **26-06**

(52) **U.S. Cl.**  
USPC ..... **D26/28**

(58) **Field of Classification Search**  
USPC ..... D26/28-36; 362/459-468, 475-478,  
362/485-487

See application file for complete search history.

(56) **References Cited**

U.S. PATENT DOCUMENTS

D538,956	S	*	3/2007	Ishii	.....	D26/28
D544,614	S	*	6/2007	Markefka	.....	D26/28
D561,358	S	*	2/2008	Tachibana	.....	D26/28
D570,007	S	*	5/2008	Hsu	.....	D26/28
D582,587	S	*	12/2008	Yang	.....	D26/28
D593,232	S	*	5/2009	Koman et al.	.....	D26/28
D635,694	S	*	4/2011	Yang et al.	.....	D26/28

\* cited by examiner

*Primary Examiner* — Marcus Jackson

(74) *Attorney, Agent, or Firm* — Muncy, Geissler, Olds & Lowe, PLLC

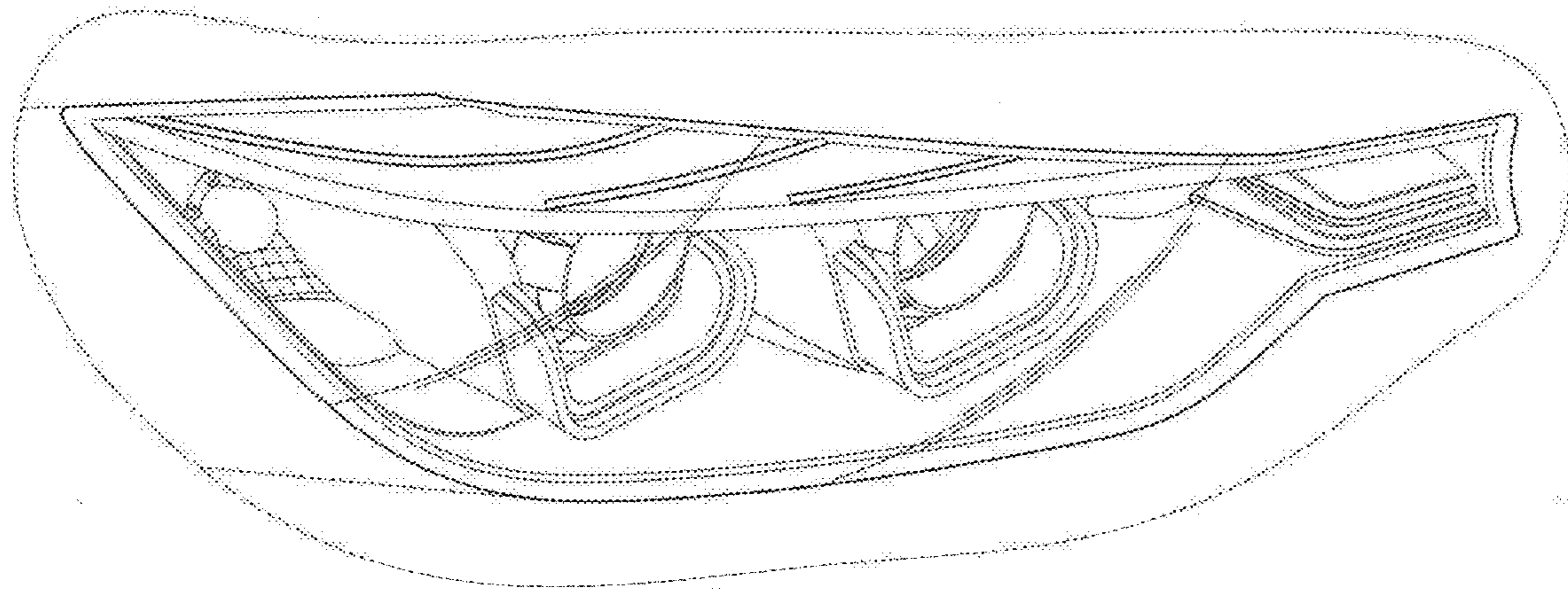
(57) **CLAIM**

I claim, the ornamental design for an exterior surface configuration of a vehicle lamp, as shown and described.

**DESCRIPTION**

FIG. 1 is a perspective view of an exterior surface configuration of a vehicle lamp showing my present design; FIG. 2 is a front view thereof; FIG. 3 is a left view thereof; and, FIG. 4 is a top plan view thereof. The broken line showing of the front edge portion of the vehicle is included for the purpose of illustrating only and forms no part of the claimed design.

**1 Claim, 4 Drawing Sheets**



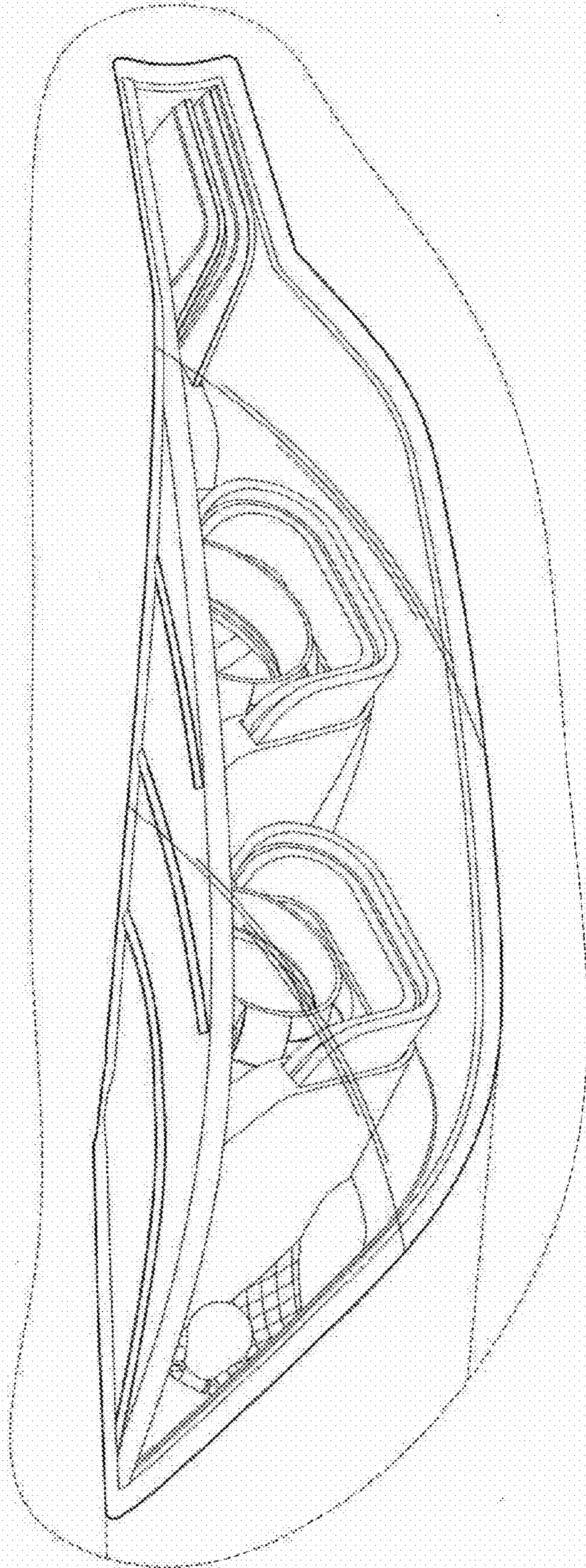


FIG. 1



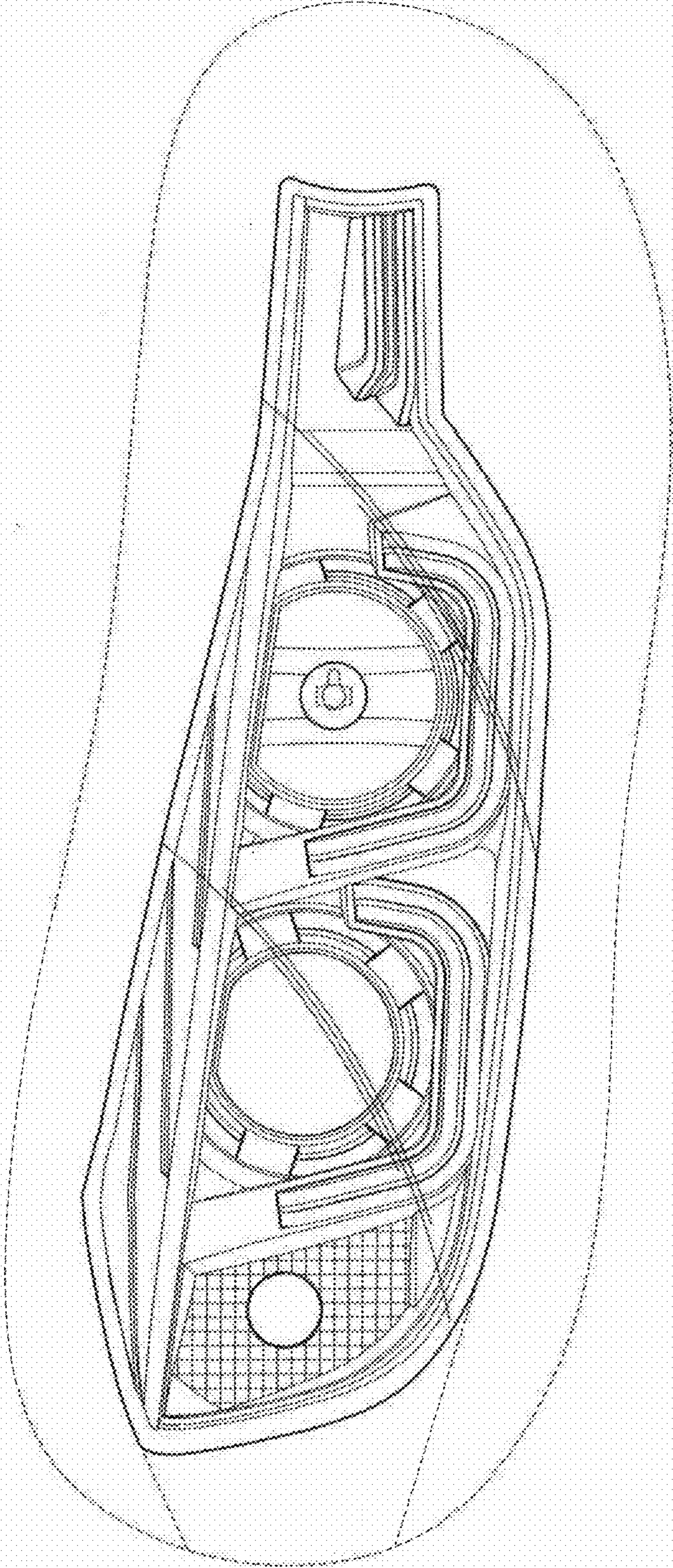


FIG. 2

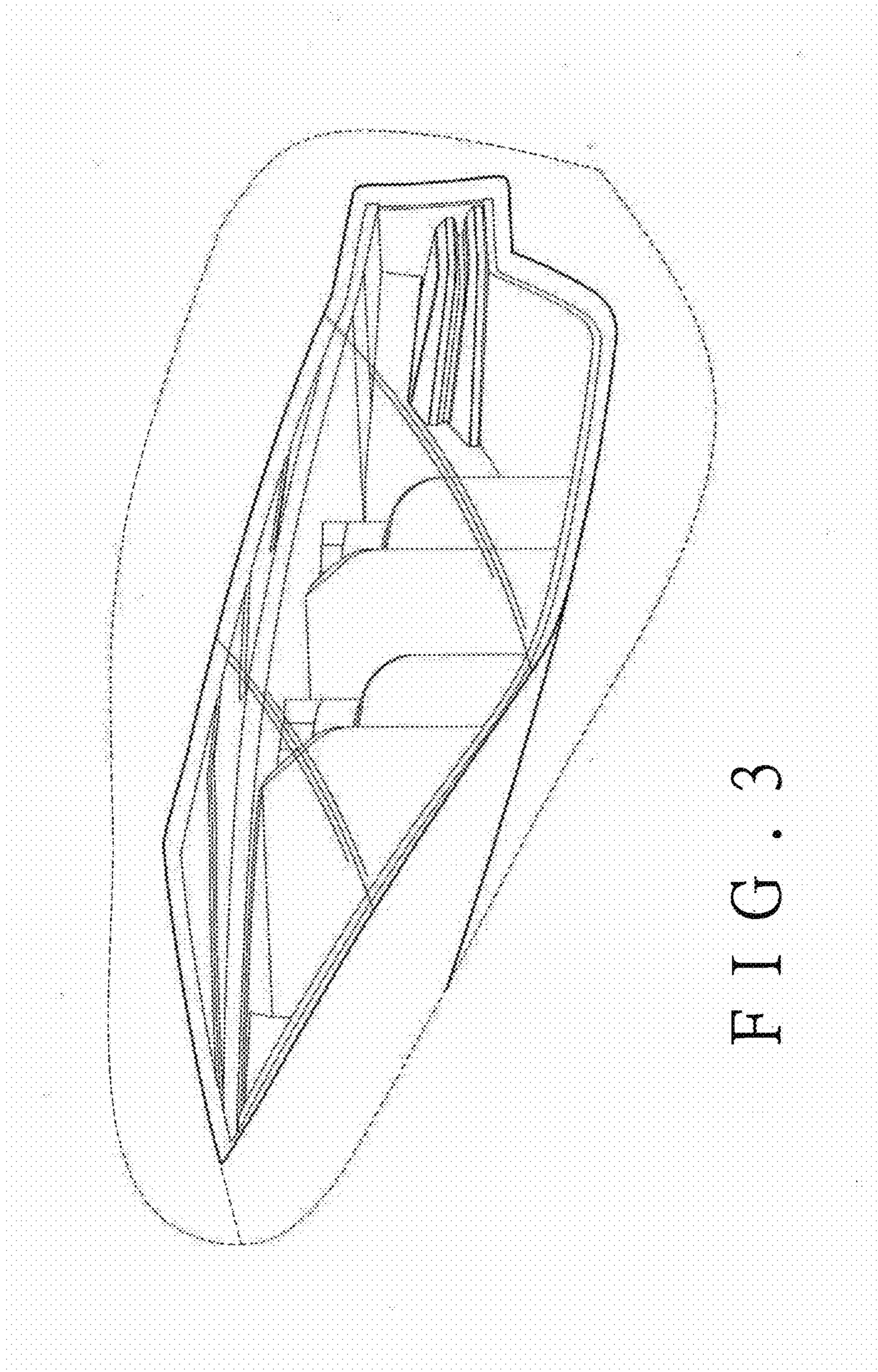


FIG. 3



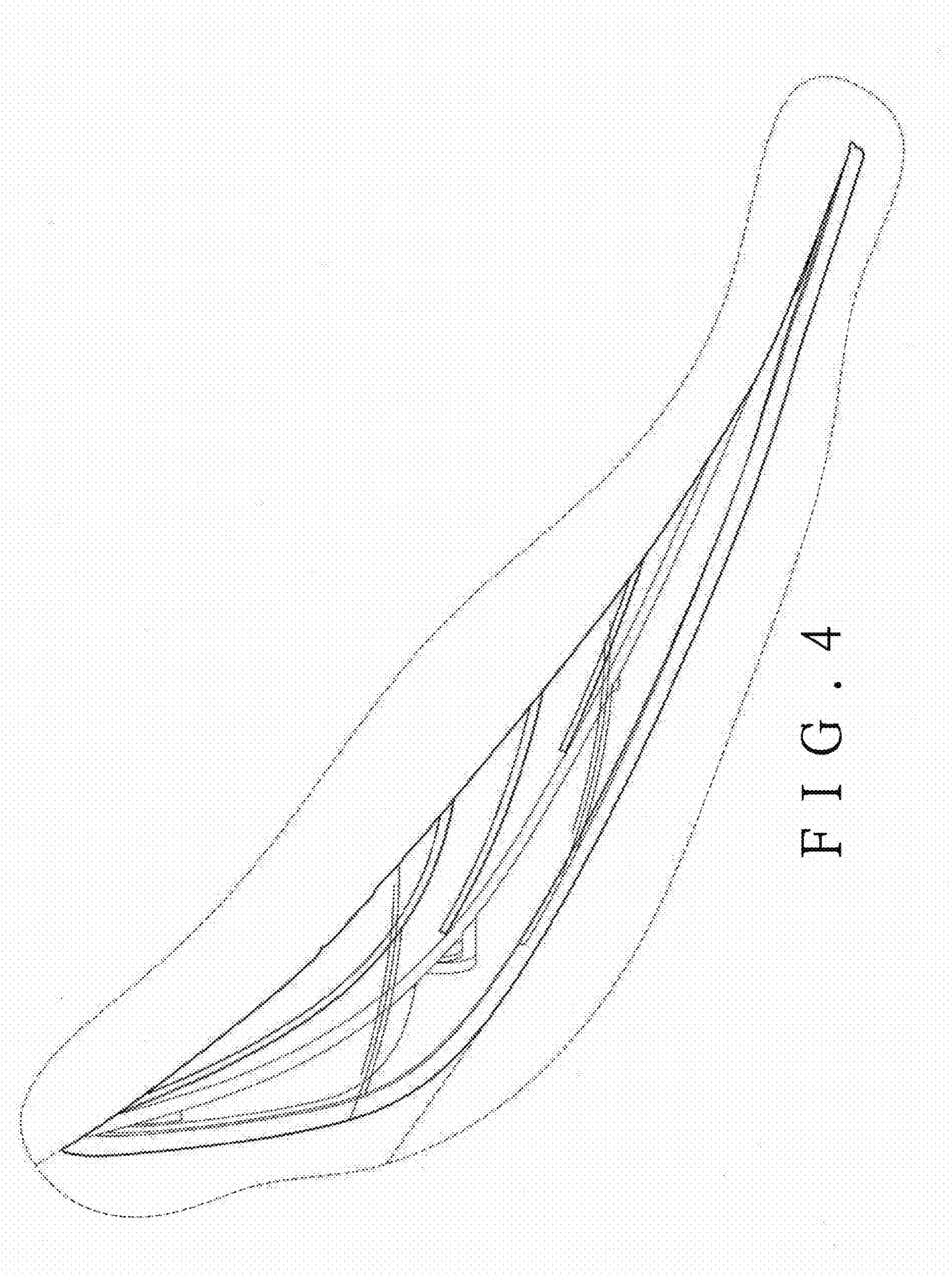


FIG. 4