

US00D691727S

(12) **United States Design Patent**
Lim

(10) **Patent No.:** **US D691,727 S**
(45) **Date of Patent:** **** Oct. 15, 2013**

(54) **ORTHO PLIERS HANDLE**
(71) Applicant: **Jang H. Lim**, McHenry, IL (US)
(72) Inventor: **Jang H. Lim**, McHenry, IL (US)
(73) Assignee: **Dental USA, Inc.**, McHenry, IL (US)

(**) Term: **14 Years**

(21) Appl. No.: **29/452,504**

(22) Filed: **Apr. 17, 2013**

(51) **LOC (9) Cl.** **28-03**

(52) **U.S. Cl.**
USPC **D24/171**

(58) **Field of Classification Search**
USPC D24/220, 221, 216, 224, 231, 232, 197,
D24/110, 133; D23/209, 365; D7/679, 682,
D7/372-374, 383, 384, 597, 400, 191, 545,
D7/509, 316, 565, 667, 317, 587; 241/168,
241/169, 169.1-169.2, 199.11, 273.2, 286,
241/262, 136, 30; D15/5; 604/708;
134/158; 366/15, 110, 209, 211, 212,
366/214, 218, 337; 606/90; D8/52; D28/55,
D28/60

See application file for complete search history.

(56) **References Cited**

U.S. PATENT DOCUMENTS

5,616,143 A * 4/1997 Schlapfer et al. 606/86 A
7,431,723 B2 * 10/2008 Hazebrouck 606/99
D589,615 S * 3/2009 Doenges et al. D24/146

D592,747 S * 5/2009 Weiler et al. D24/143
D596,293 S * 7/2009 Gao D24/152
D597,811 S * 8/2009 Yu D8/52
D608,616 S * 1/2010 Demers et al. D8/107
7,806,901 B2 * 10/2010 Stad et al. 606/99
D642,678 S * 8/2011 Dockstader et al. D24/133

OTHER PUBLICATIONS

<http://www.ekal.pk/large/974.html>. *
<http://www.balticnordic.com/nail-nippers-45-front-cutter-with-double-spring-cuticle-nippe...> *

* cited by examiner

Primary Examiner — Robert M Spear
Assistant Examiner — Rhea Shields
(74) *Attorney, Agent, or Firm* — Bishop Diehl & Lee, Ltd.

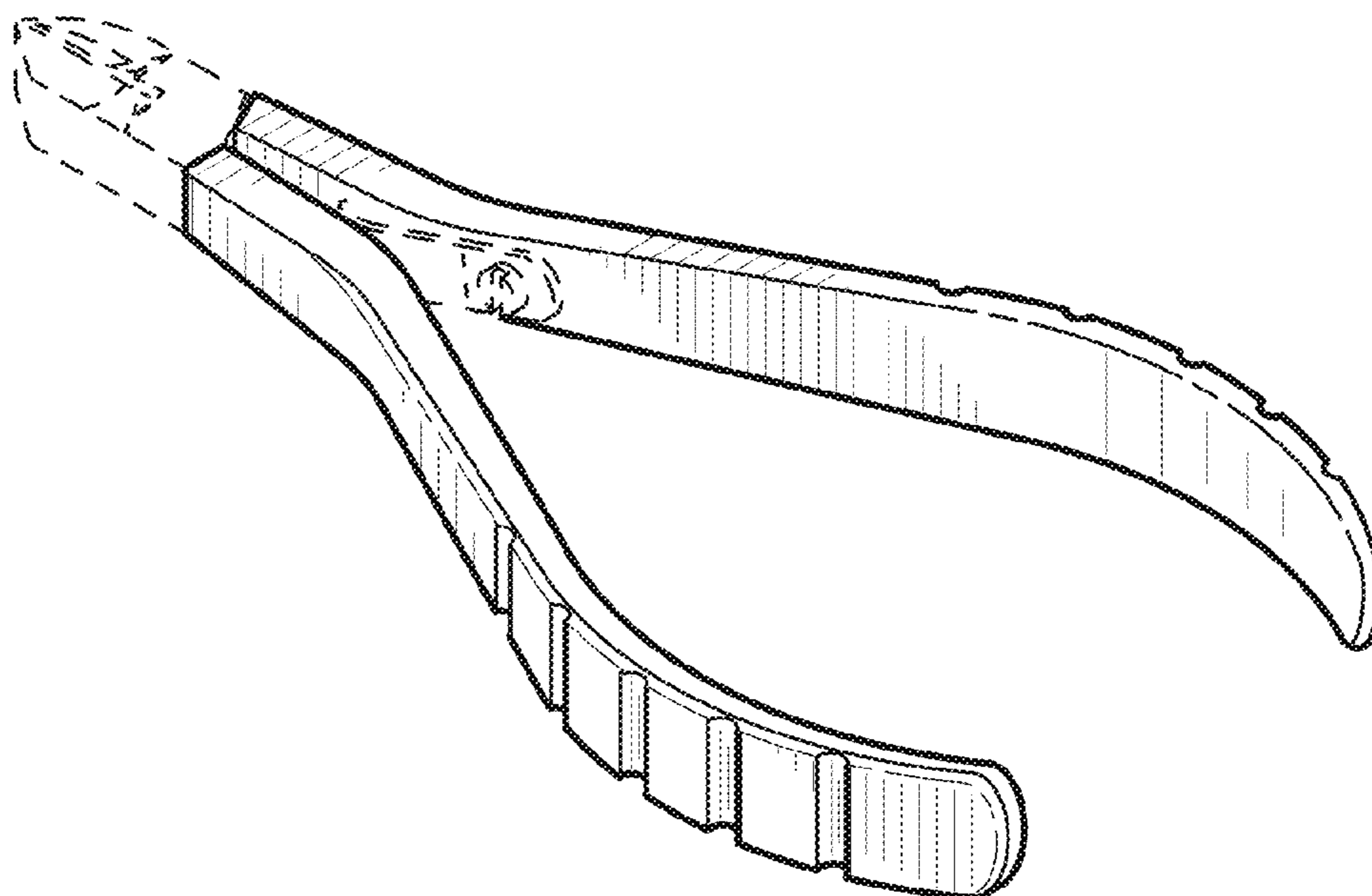
(57) **CLAIM**

The ornamental design for an ortho pliers handle, as shown and described.

DESCRIPTION

FIG. 1 is an elevated isometric view of an ortho pliers handle; FIG. 2 is a bottom side view thereof; FIG. 3 is a right side view thereof; FIG. 4 is a top side view thereof; FIG. 5 is a left side view thereof; FIG. 6 is a front side view thereof; and, FIG. 7 is a rear side view thereof. The broken lines shown in the figures are for illustrative purposes only and form no part of the claimed design.

1 Claim, 3 Drawing Sheets



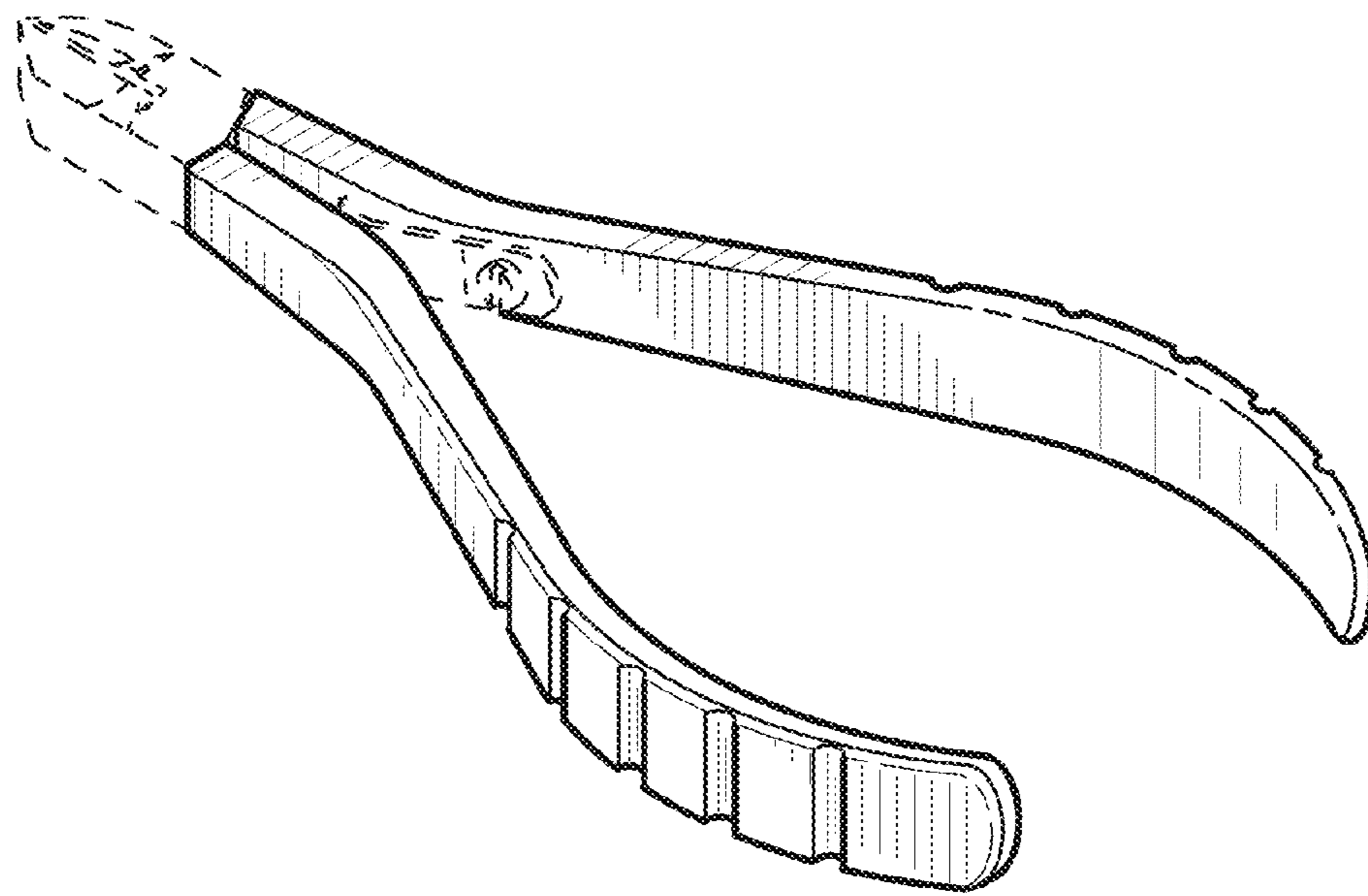


FIG. 1

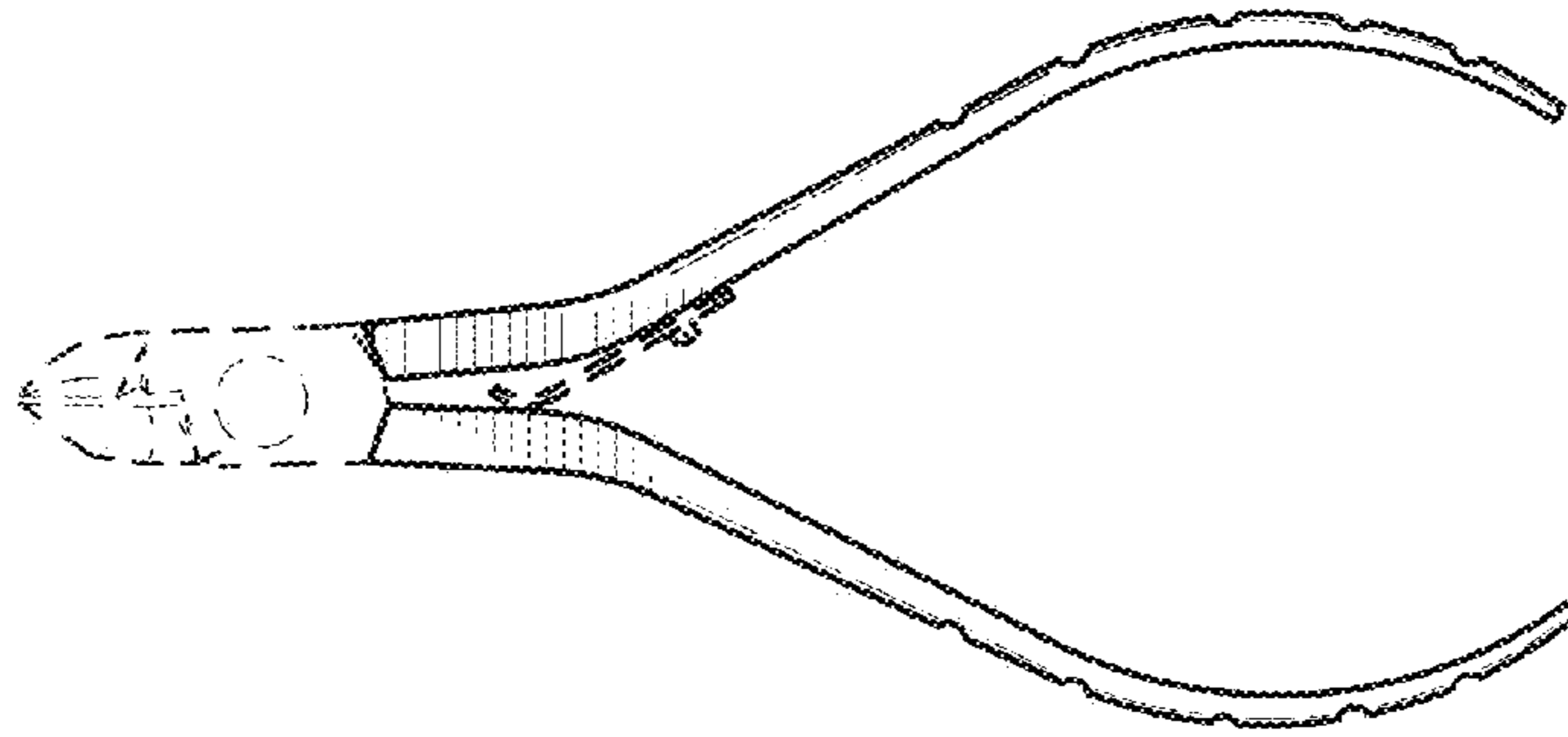


FIG. 2



FIG. 3

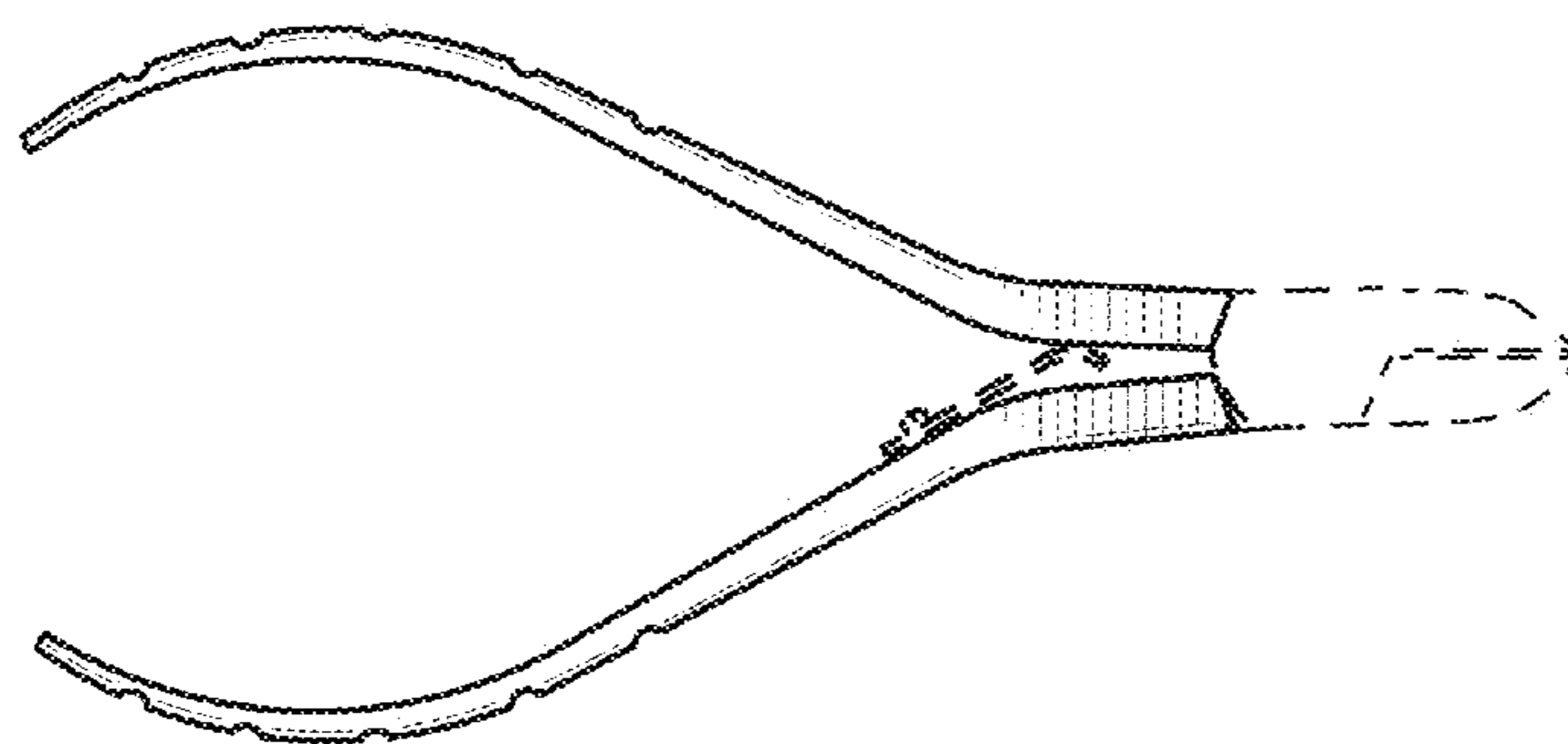


FIG. 4



FIG. 5

FIG. 6

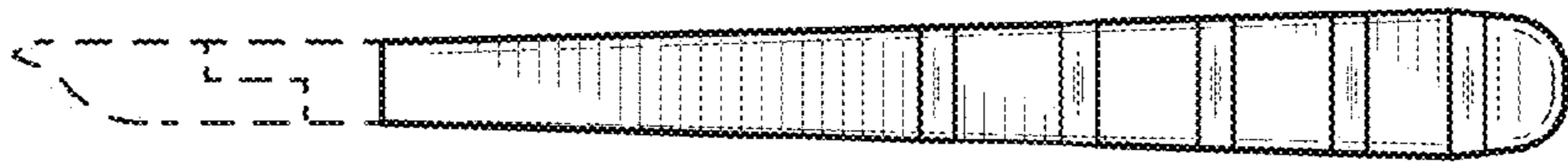
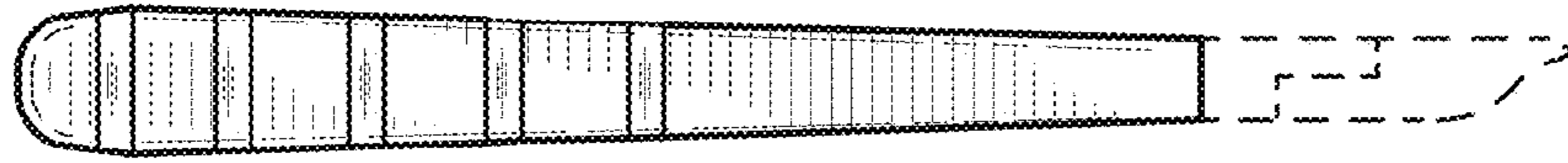


FIG. 7