

US00D691721S

(12) **United States Design Patent**
Scheibel et al.

(10) **Patent No.:** **US D691,721 S**

(45) **Date of Patent:** **** Oct. 15, 2013**

(54) **MEDICAL PUNCH**

(75) Inventors: **Markus Scheibel**, Berlin (DE); **Sascha Berberich**, Tuttlingen (DE)

(73) Assignee: **Karl Storz GmbH & Co. KG**, Tuttlingen (DE)

(**) Term: **14 Years**

(21) Appl. No.: **29/426,125**

(22) Filed: **Jun. 29, 2012**

(30) **Foreign Application Priority Data**

Dec. 29, 2011 (EM) 001969718-0011

(51) **LOC (9) Cl.** **26-02**

(52) **U.S. Cl.**
USPC **D24/146**

(58) **Field of Classification Search**
USPC D24/146, 147, 133, 143-144, 148;
600/564; 606/167, 170, 172, 174, 142, 184,
606/205-208

See application file for complete search history.

(56) **References Cited**

U.S. PATENT DOCUMENTS

1,032,897	A *	7/1912	Hamilton	407/29.1
1,704,992	A *	3/1929	Sanders	606/147
4,597,385	A *	7/1986	Watson	600/564
D289,883	S *	5/1987	Penaluna	D8/52
4,712,545	A *	12/1987	Honkanen	606/184
5,112,346	A *	5/1992	Hiltebrandt et al.	606/170
5,389,104	A *	2/1995	Hahnen et al.	606/174
5,439,471	A *	8/1995	Kerr	606/174
5,531,756	A *	7/1996	Larose	606/184
5,542,432	A *	8/1996	Slater et al.	600/564
5,603,724	A *	2/1997	O'Connor	606/207
5,643,307	A *	7/1997	Turkel et al.	606/184
5,755,723	A *	5/1998	Lombardo	606/170
5,906,629	A *	5/1999	Oren et al.	606/205

D548,836	S *	8/2007	Lang et al.	D24/146
D590,944	S *	4/2009	Watanabe	D24/143
D620,593	S *	7/2010	Tran et al.	D24/144
D634,427	S *	3/2011	Nishimura	D24/148
D640,790	S *	6/2011	Nishimura	D24/146
D646,784	S *	10/2011	Solingen et al.	D24/147
D651,310	S *	12/2011	Claypool et al.	D24/133
8,096,956	B2 *	1/2012	George et al.	600/564
D668,337	S *	10/2012	Schurg	D24/144
D669,177	S *	10/2012	Castelnuovo et al.	D24/143
8,282,669	B2 *	10/2012	Gerber et al.	606/205
8,382,789	B2 *	2/2013	Weber et al.	606/205
D677,386	S *	3/2013	Bisleri et al.	D24/148

* cited by examiner

Primary Examiner — Ian Simmons

Assistant Examiner — Carissa C Fitts

(74) *Attorney, Agent, or Firm* — Muncy, Geissler, Olds & Lowe, PLLC

(57) **CLAIM**

The ornamental design for a medical punch, as shown and described.

DESCRIPTION

FIG. 1 is a left side elevational view of a medical punch according to the invention.

FIG. 2 is a right side elevational view of the medical punch of FIG. 1.

FIG. 3 is a front elevational view of the medical punch of FIG. 1.

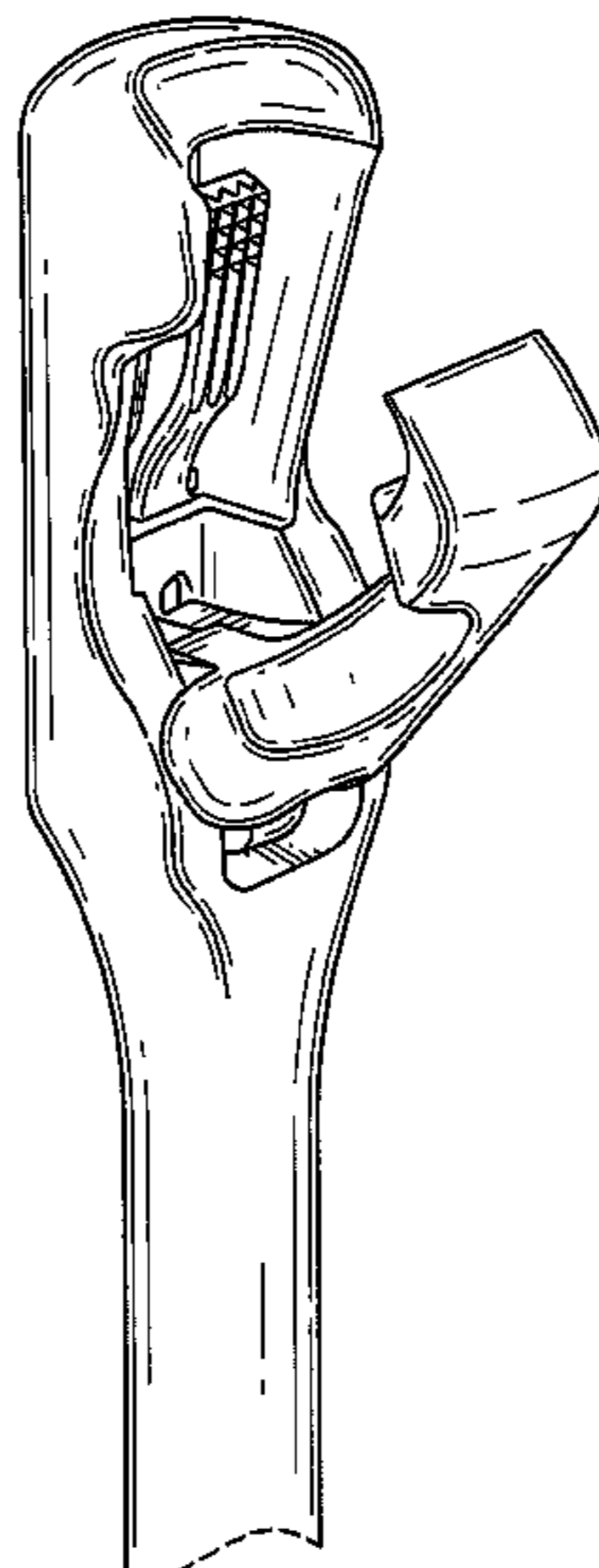
FIG. 4 is a rear elevational view of the medical punch of FIG. 1.

FIG. 5 is a top perspective view of the medical punch of FIG. 1.

FIG. 6 is a bottom perspective view of the medical punch of FIG. 1; and,

FIG. 7 is a three quarter view of the medical punch of FIG. 1. The dashed lines show a boundary of the claim and form no part of the claimed design.

1 Claim, 7 Drawing Sheets



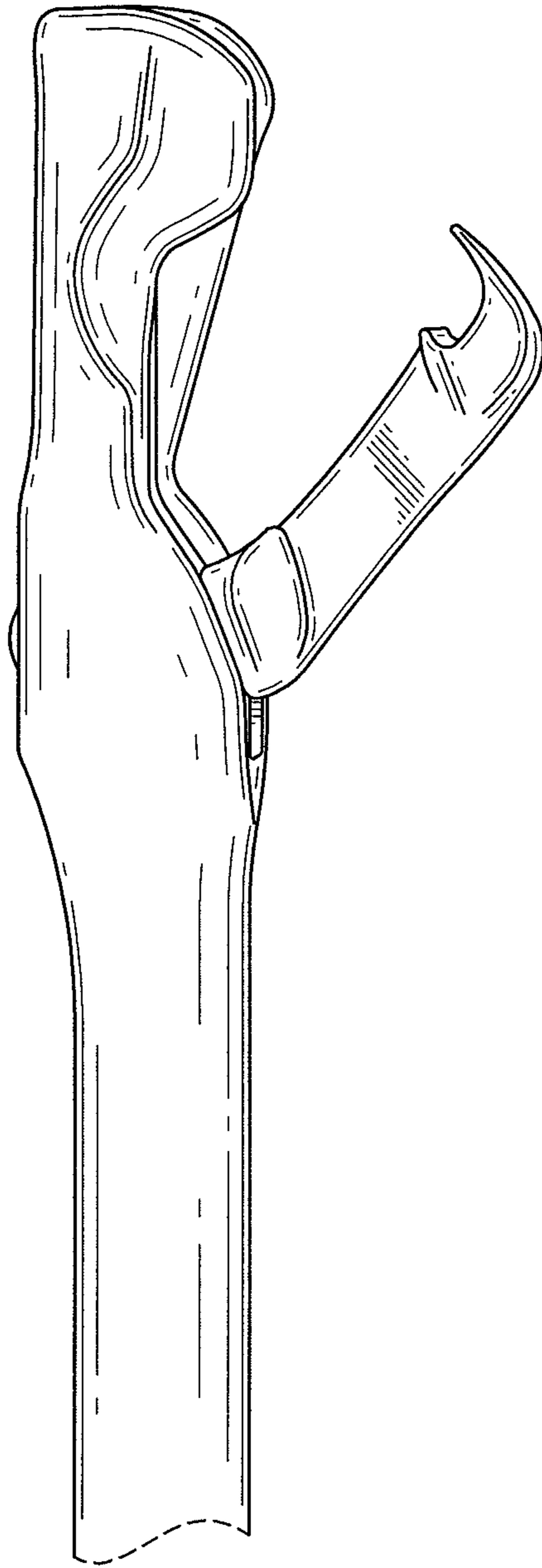


FIG.1



FIG.2

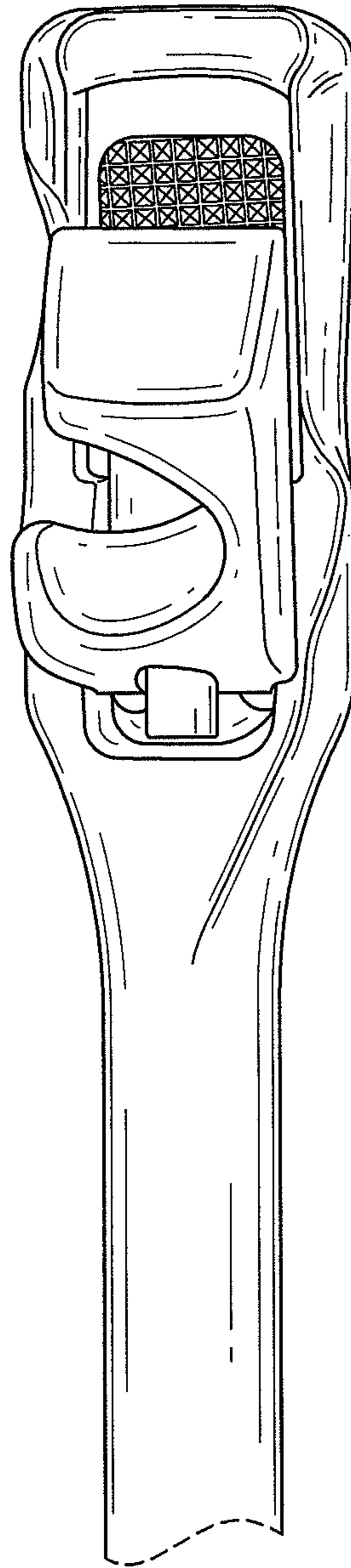


FIG.3

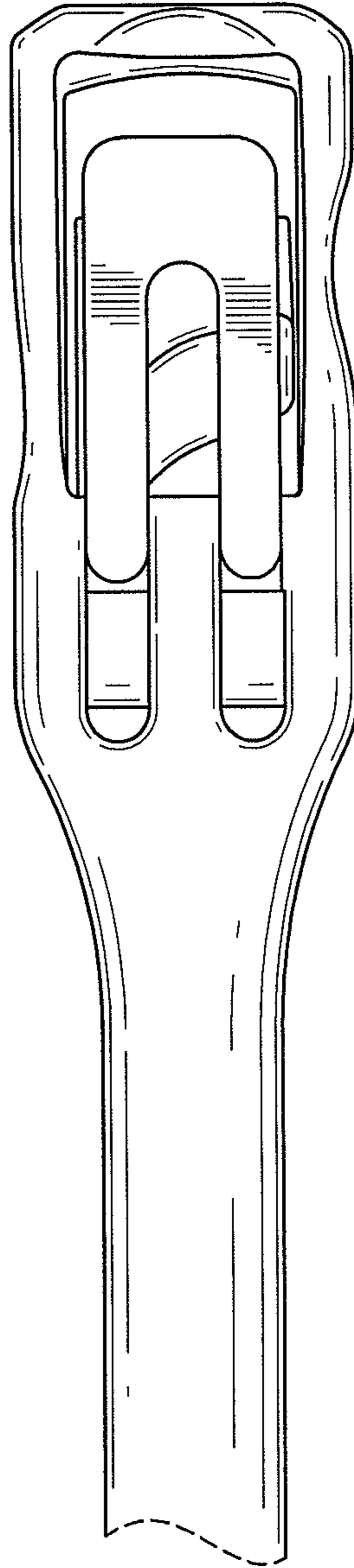


FIG.4

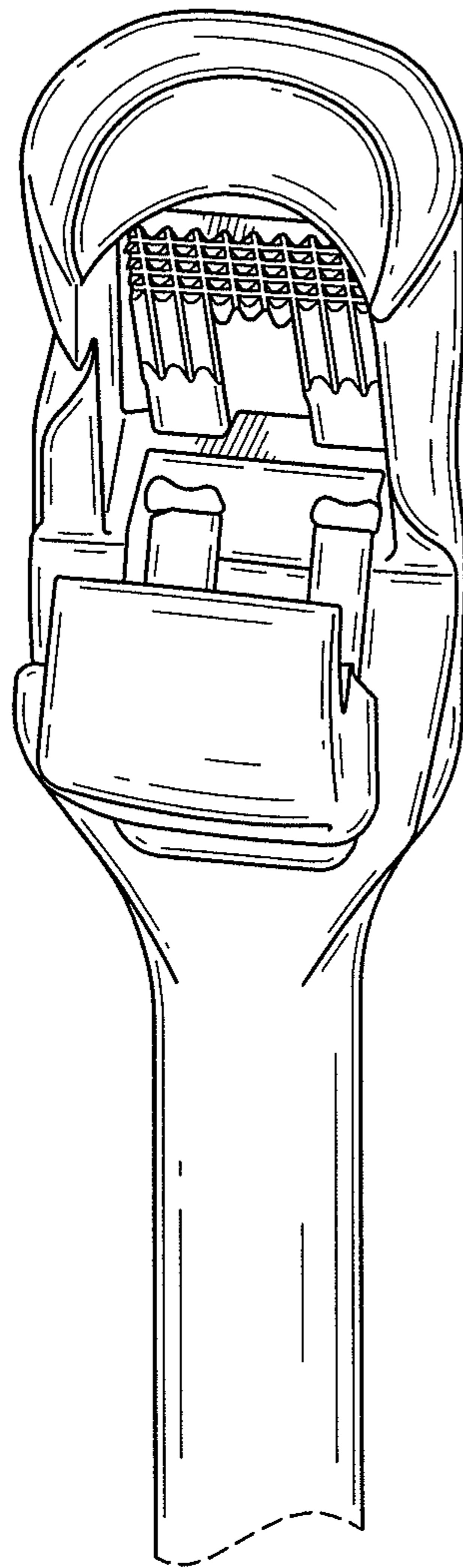


FIG.5

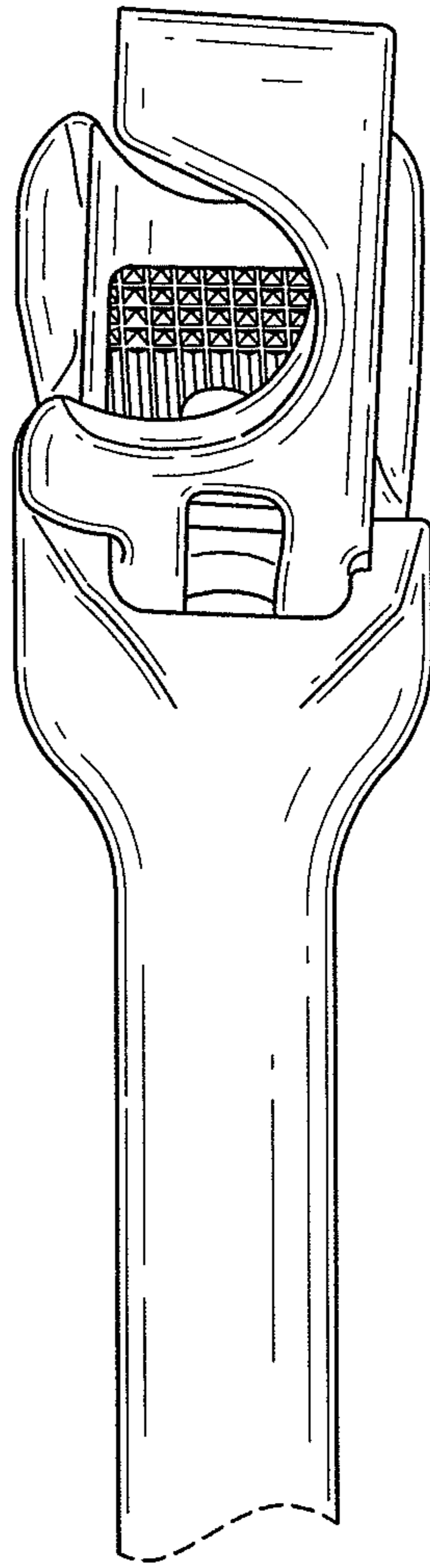


FIG.6

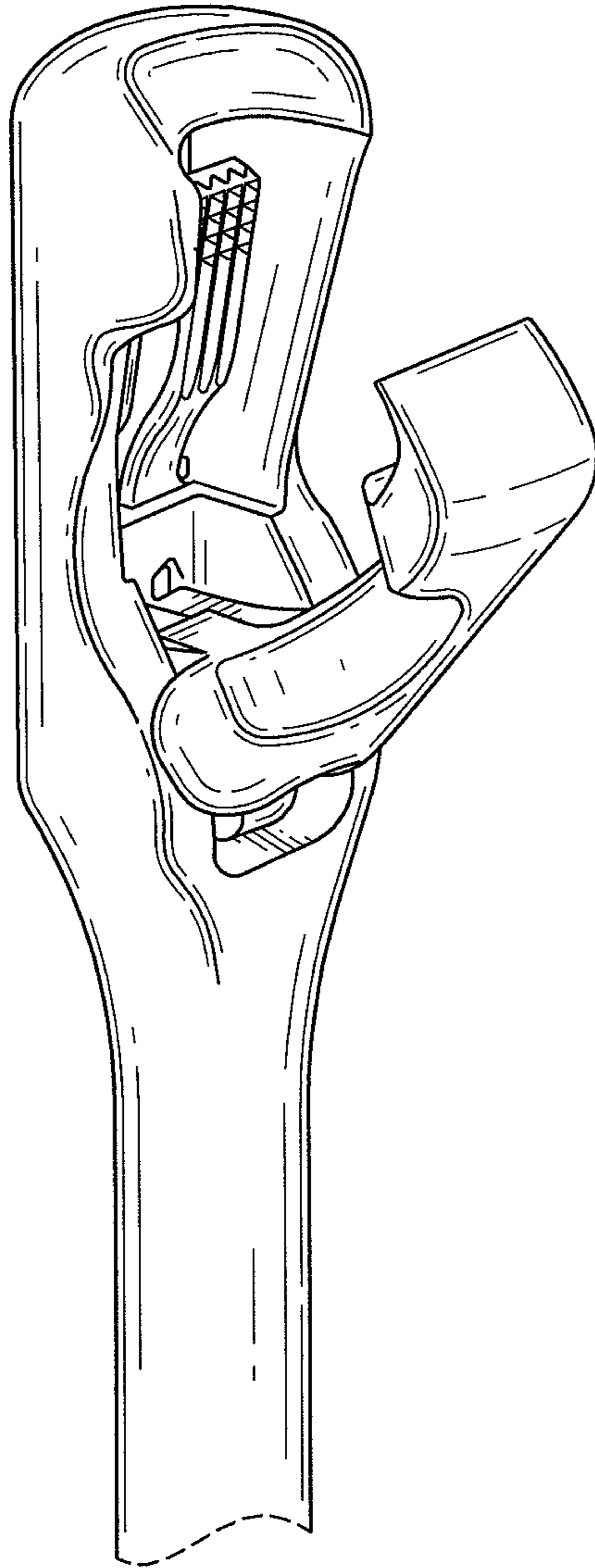


FIG.7