



US00D691695S

(12) **United States Design Patent**
Egley

(10) **Patent No.:** **US D691,695 S**

(45) **Date of Patent:** **** Oct. 15, 2013**

(54) **FISHING LURE**

(71) Applicant: **David Egley**, Grimsby (CA)

(72) Inventor: **David Egley**, Grimsby (CA)

(**) Term: **14 Years**

(21) Appl. No.: **29/446,188**

(22) Filed: **Feb. 21, 2013**

(51) **LOC (9) Cl.** **22-05**

(52) **U.S. Cl.**
USPC **D22/129; D22/130**

(58) **Field of Classification Search**
USPC D22/126-133; 43/42.06, 42.51,
43/42.5, 42.52, 42.32, 42.33, 42.34, 43.13,
43/42.53, 42.03, 42.18, 42.23, 42.35; D8/33,
D8/38, 40; 81/3.47; 30/413; 7/152
See application file for complete search history.

(56) **References Cited**

U.S. PATENT DOCUMENTS

2,455,496	A *	12/1948	Kaskouras	7/152
2,608,787	A *	9/1952	Krogue	43/42.51
2,959,883	A *	11/1960	Smith et al.	43/42.5
4,213,215	A *	7/1980	Hall	7/152
D451,574	S *	12/2001	Hobson et al.	D22/129
D516,663	S *	3/2006	Pool et al.	D22/129

D561,866	S *	2/2008	Smith et al.	D22/129
D655,367	S *	3/2012	Barclay, II	D22/129
D658,739	S *	5/2012	Thomson	D22/129

* cited by examiner

Primary Examiner — Catheri Oliver-Garcia

(74) *Attorney, Agent, or Firm* — Thomas & Karceski, P.C.

(57) **CLAIM**

The ornamental design for a fishing lure, as shown and described.

DESCRIPTION

FIG. 1 is a perspective view of a first embodiment of a fishing lure.

FIG. 2 is a first end view of the fishing lure of FIG. 1.

FIG. 3 is a top view of the fishing lure of FIG. 1.

FIG. 4 is a second end view of the fishing lure of FIG. 1.

FIG. 5 is a left side view of the fishing lure of FIG. 1, the right side view being a mirror image thereof.

FIG. 6 is a bottom view of the fishing lure of FIG. 1.

FIG. 7 is a perspective view of a second embodiment of the fishing lure.

FIG. 8 is a first end view of the fishing lure of FIG. 7.

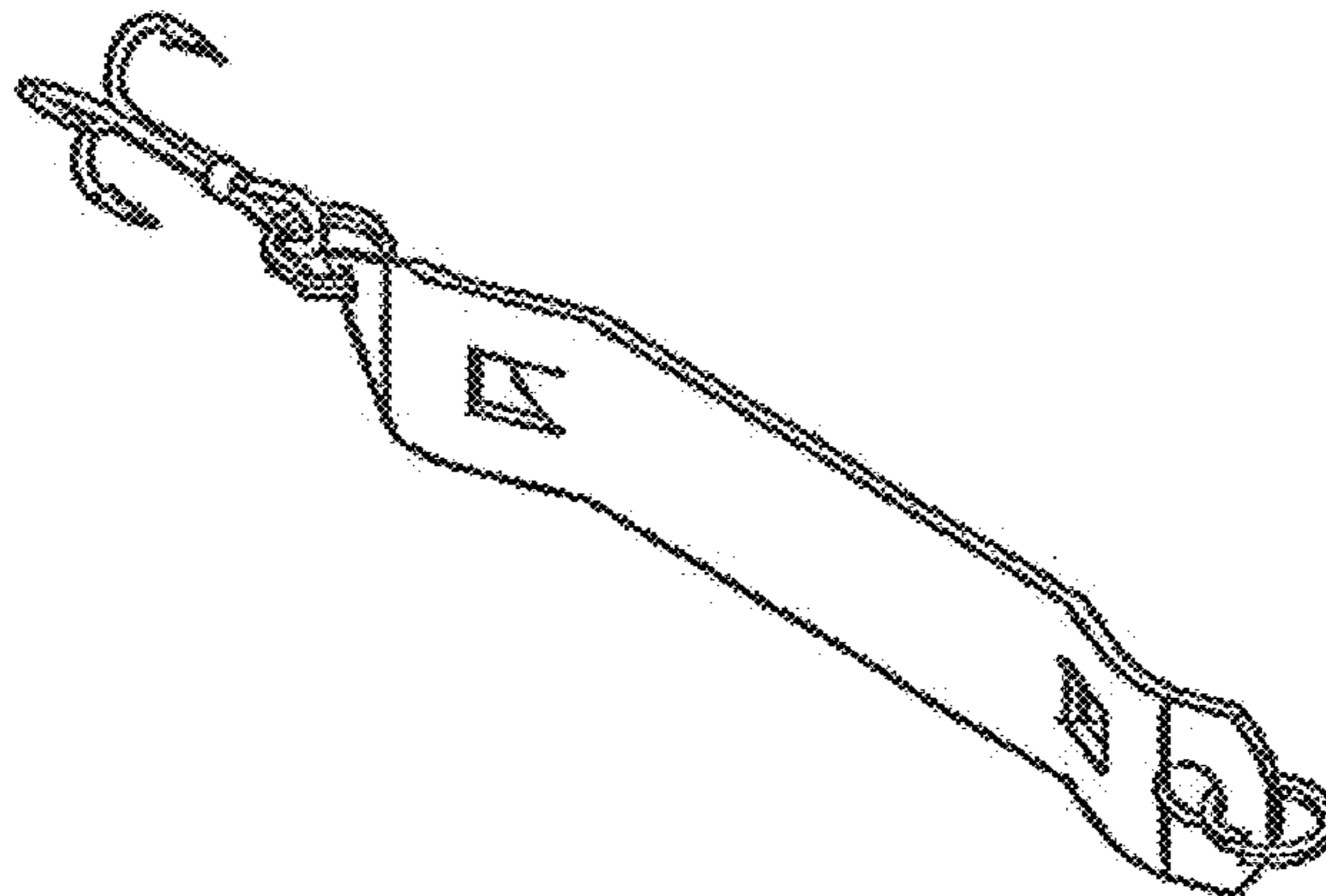
FIG. 9 is a top view of the fishing lure of FIG. 7.

FIG. 10 is a second end view of the fishing lure of FIG. 7.

FIG. 11 is a left side view of the fishing lure of FIG. 7, the right side view being a mirror image thereof; and,

FIG. 12 is a bottom view of the fishing lure of FIG. 7.

1 Claim, 2 Drawing Sheets



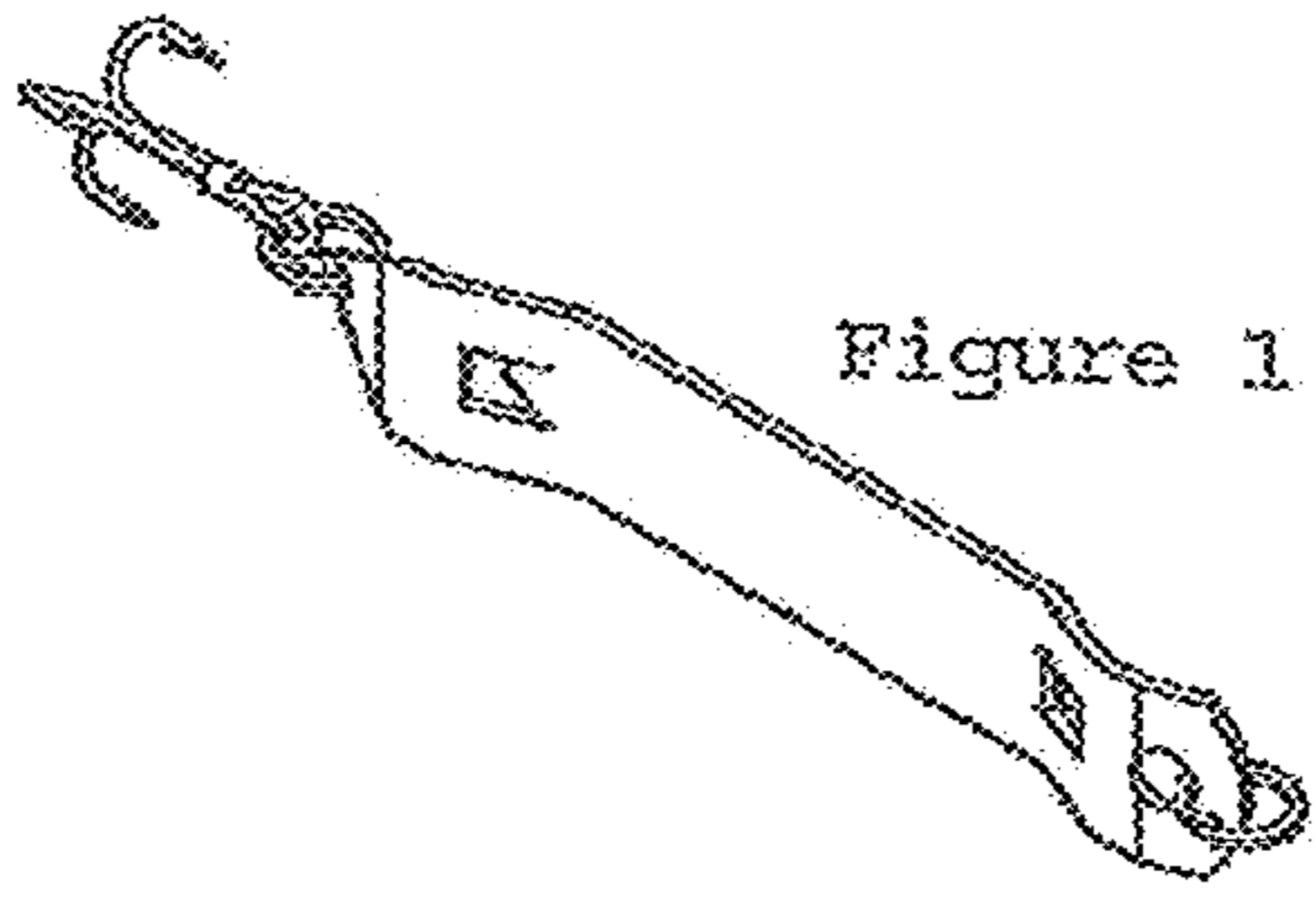


Figure 2



Figure 3



Figure 4

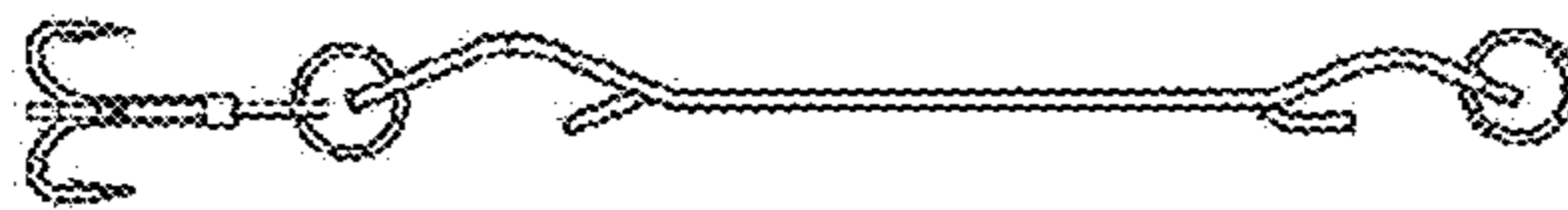


Figure 5



Figure 6

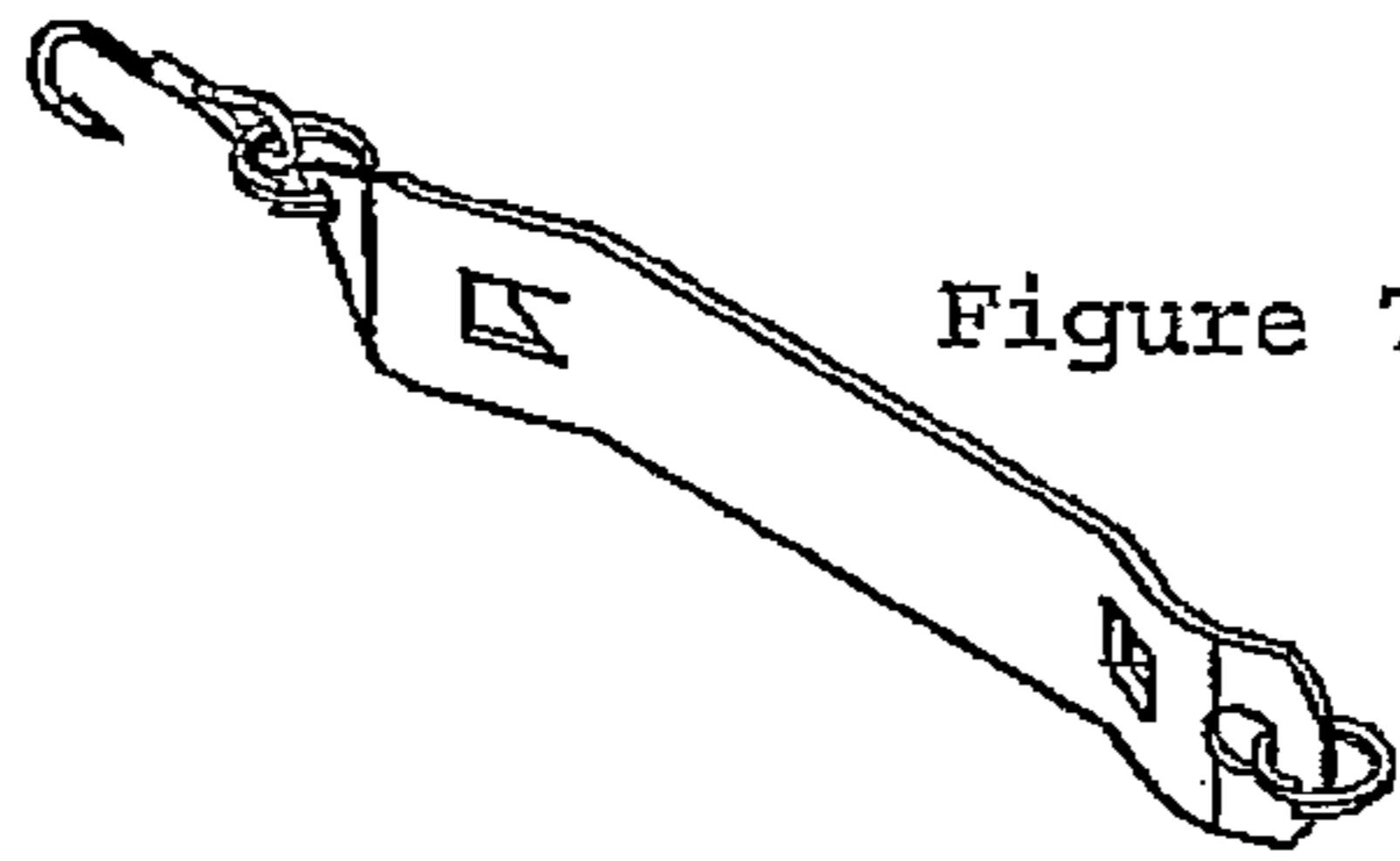


Figure 7



Figure 8



Figure 9



Figure 10




Figure 11



Figure 12