

US00D691683S

(12) **United States Design Patent**  
**Nivanh et al.**

(10) **Patent No.:** **US D691,683 S**  
(45) **Date of Patent:** **\*\* Oct. 15, 2013**

- (54) **GOLF CLUB HEAD**
- (75) Inventors: **Dan Nivanh**, Tustin, CA (US);  
**Nathaniel J. Radcliffe**, Huntington Beach, CA (US); **Nick Trahan**, Huntington Beach, CA (US)
- (73) Assignee: **Dunlop Sports Co. Ltd.**, Kobe-shi (JP)
- (\*\*) Term: **14 Years**
- (21) Appl. No.: **29/427,968**
- (22) Filed: **Jul. 24, 2012**
- (51) **LOC (9) Cl.** ..... **21-02**
- (52) **U.S. Cl.**  
USPC ..... **D21/759**
- (58) **Field of Classification Search**  
USPC ..... D21/733, 752, 759; 473/324-331,  
473/343-346  
See application file for complete search history.

D561,283 S *	2/2008	Lin	.....	D21/759
D609,292 S	2/2010	Williams		
D609,293 S	2/2010	Williams		
D654,128 S	2/2012	Kohno		
D667,908 S *	9/2012	Shimazaki	.....	D21/759
D673,232 S *	12/2012	Kim	.....	D21/752
D673,631 S *	1/2013	Engel et al.	.....	D21/759

**OTHER PUBLICATIONS**

[http://www.clevelandgolf.com/US\\_classic-270-driver\\_classic\\_270\\_driver\\_viewProd\\_drivers.html](http://www.clevelandgolf.com/US_classic-270-driver_classic_270_driver_viewProd_drivers.html), Feb. 29, 2012. Cleveland Golf Classic driver golf club.  
Design U.S. Appl. No. 29/427,969, filed Jul. 24, 2012 in the name of Nivanh et al.  
Jun. 10, 2013 Office Action issued in U.S. Appl. No. 29/427,969.

\* cited by examiner

*Primary Examiner* — Mitchell Siegel  
(74) *Attorney, Agent, or Firm* — Oliff & Berridge, PLC

(57) **CLAIM**  
The ornamental design for a golf club head, as shown and described.

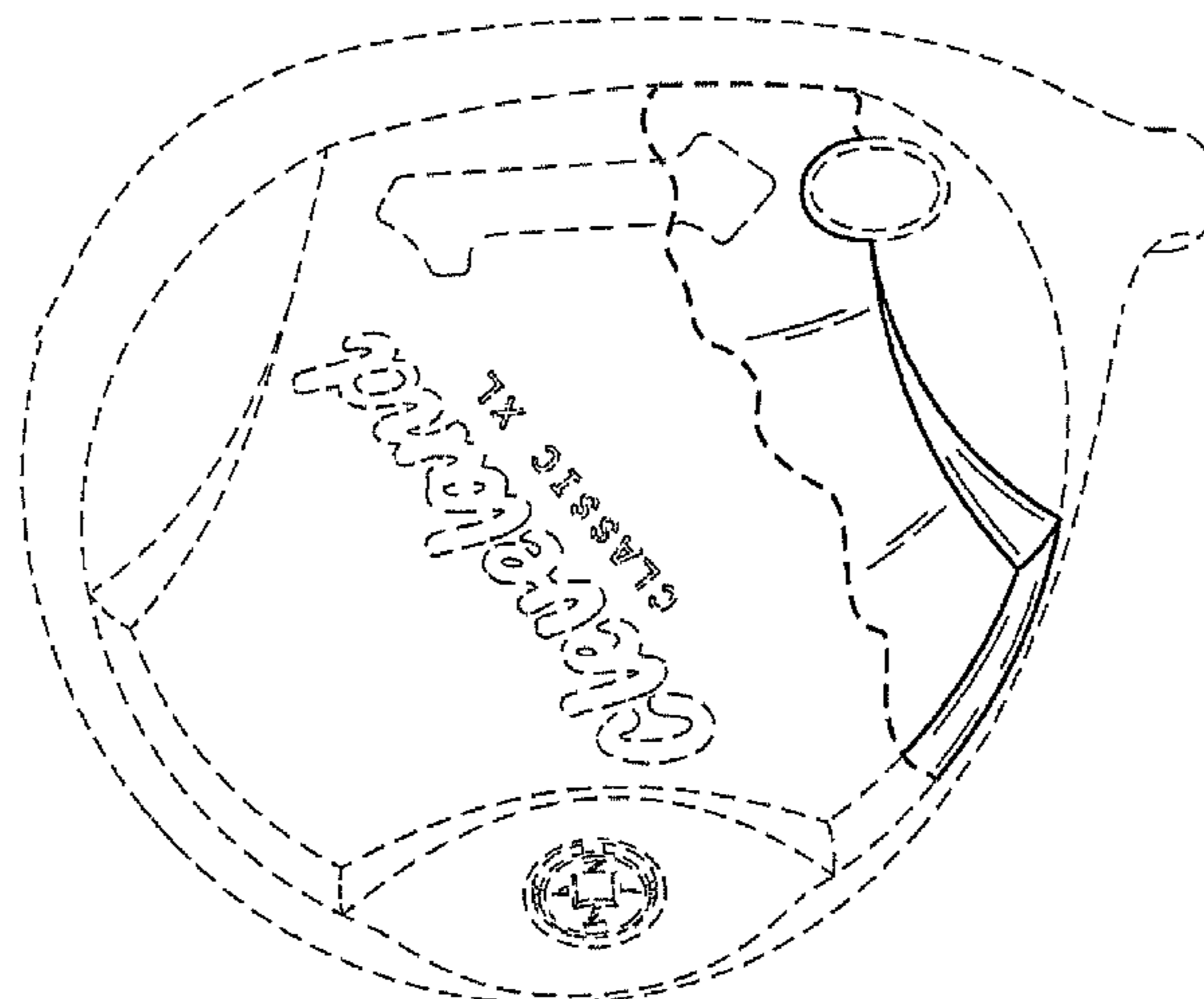
(56) **References Cited**  
U.S. PATENT DOCUMENTS

D188,949 S *	10/1960	Steponaitis	.....	D21/759
D234,610 S *	3/1975	Raymont	.....	D21/752
D371,589 S	7/1996	Fortini		
5,755,624 A *	5/1998	Helmstetter	.....	473/345
D425,158 S	5/2000	Long et al.		
D482,092 S	11/2003	Imamoto		
D502,521 S *	3/2005	Kelly	.....	D21/759
D520,586 S	5/2006	Bingman		
D526,374 S *	8/2006	Kawami	.....	D21/759
D537,496 S	2/2007	Serrano et al.		
D539,371 S	3/2007	Chen et al.		
D543,602 S	5/2007	Hoffman et al.		
D557,362 S	12/2007	Serrano et al.		
D558,286 S	12/2007	Hoffman et al.		

**DESCRIPTION**

FIG. 1 is a front-side toe perspective view embodying the inventive design;  
FIG. 2 is a front elevational view thereof;  
FIG. 3 is a heel-side elevational view thereof;  
FIG. 4 is a bottom plan view thereof; and,  
FIG. 5 is a rear elevational view thereof.  
The broken lines immediately adjacent the shaded areas represent the bounds of the claimed design, while all other broken lines are directed to environment and are for illustrative purposes only; the broken lines form no part of the claimed design.

**1 Claim, 5 Drawing Sheets**



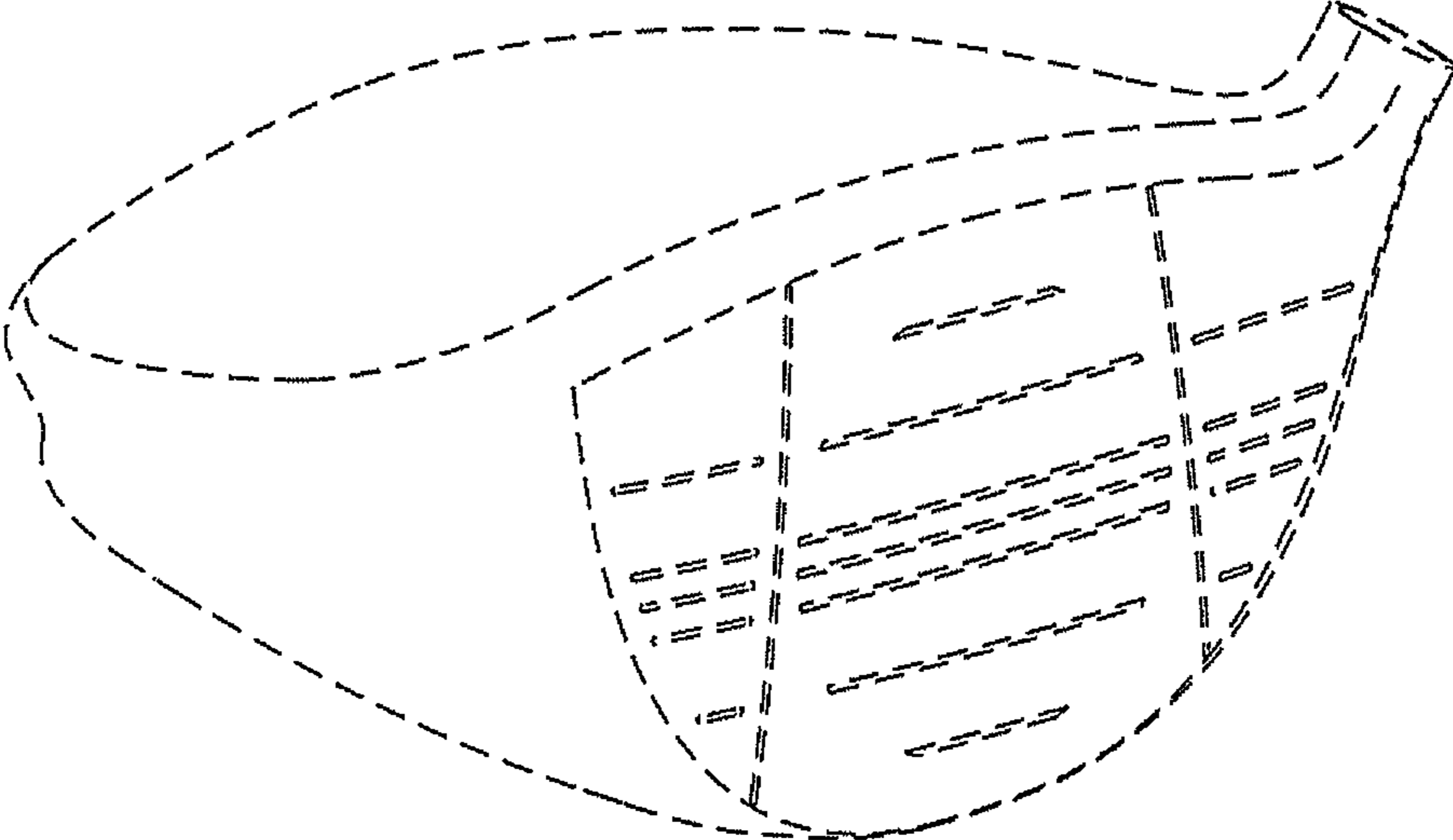


FIG. 1

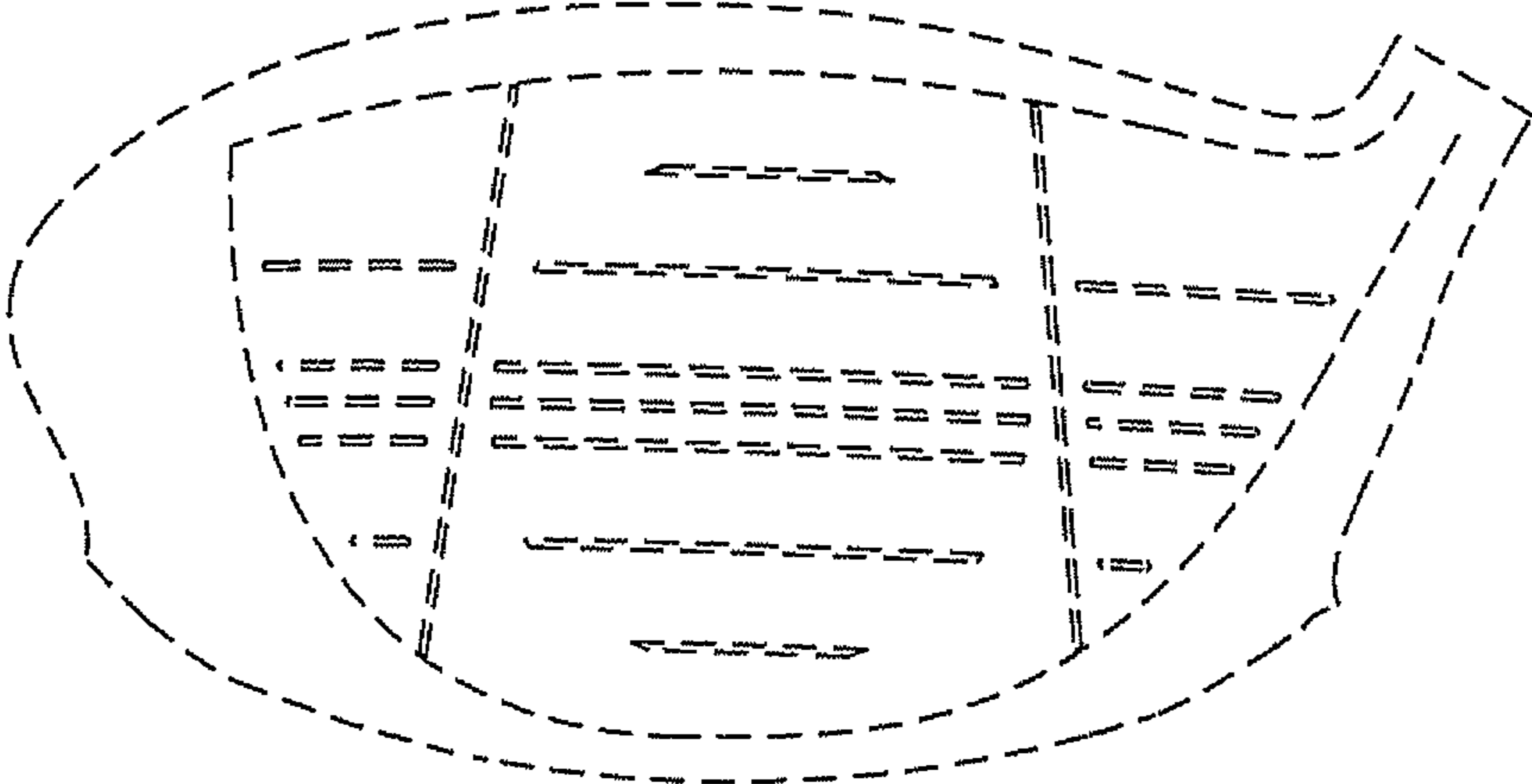


FIG. 2

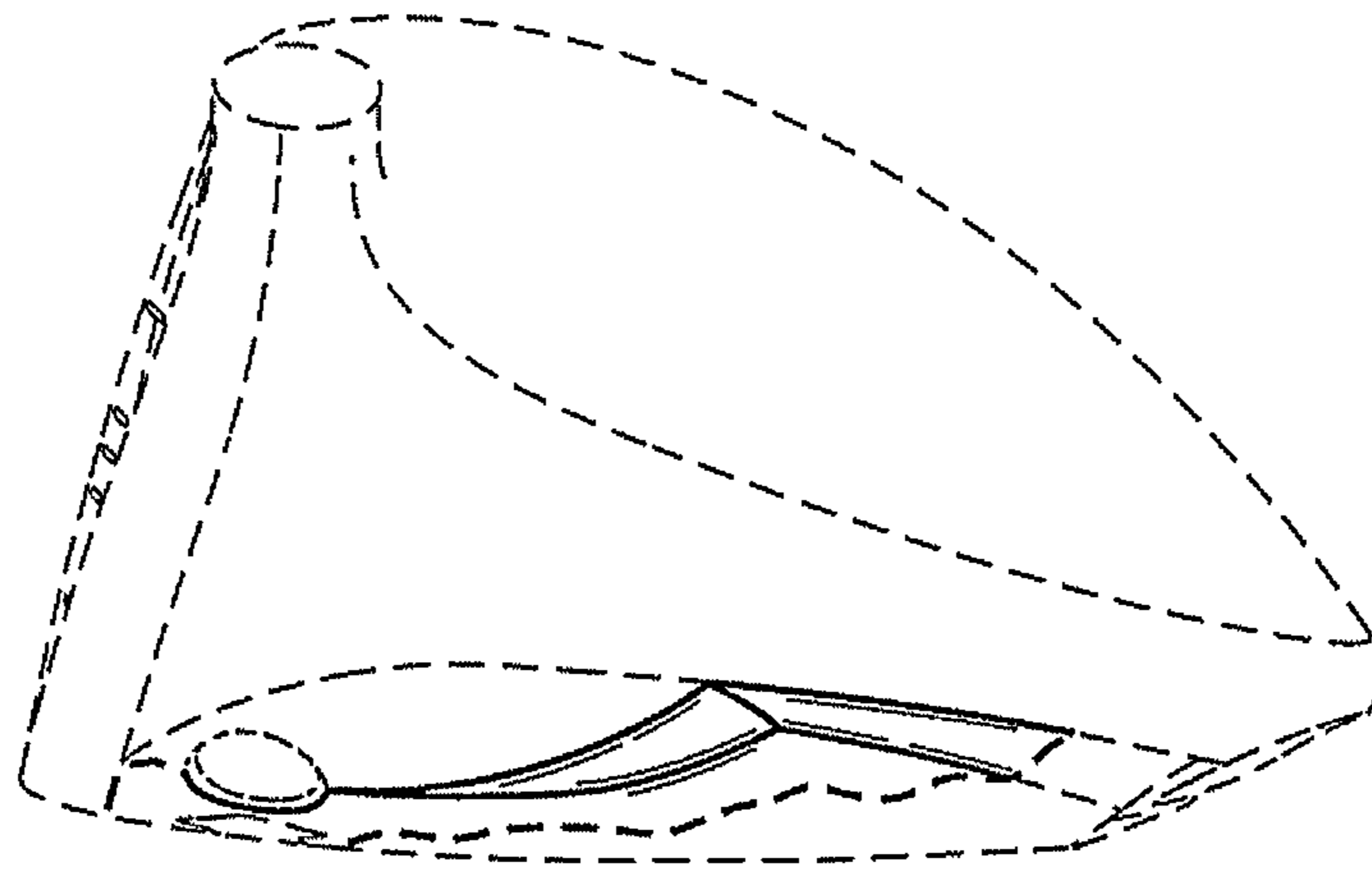


FIG. 3

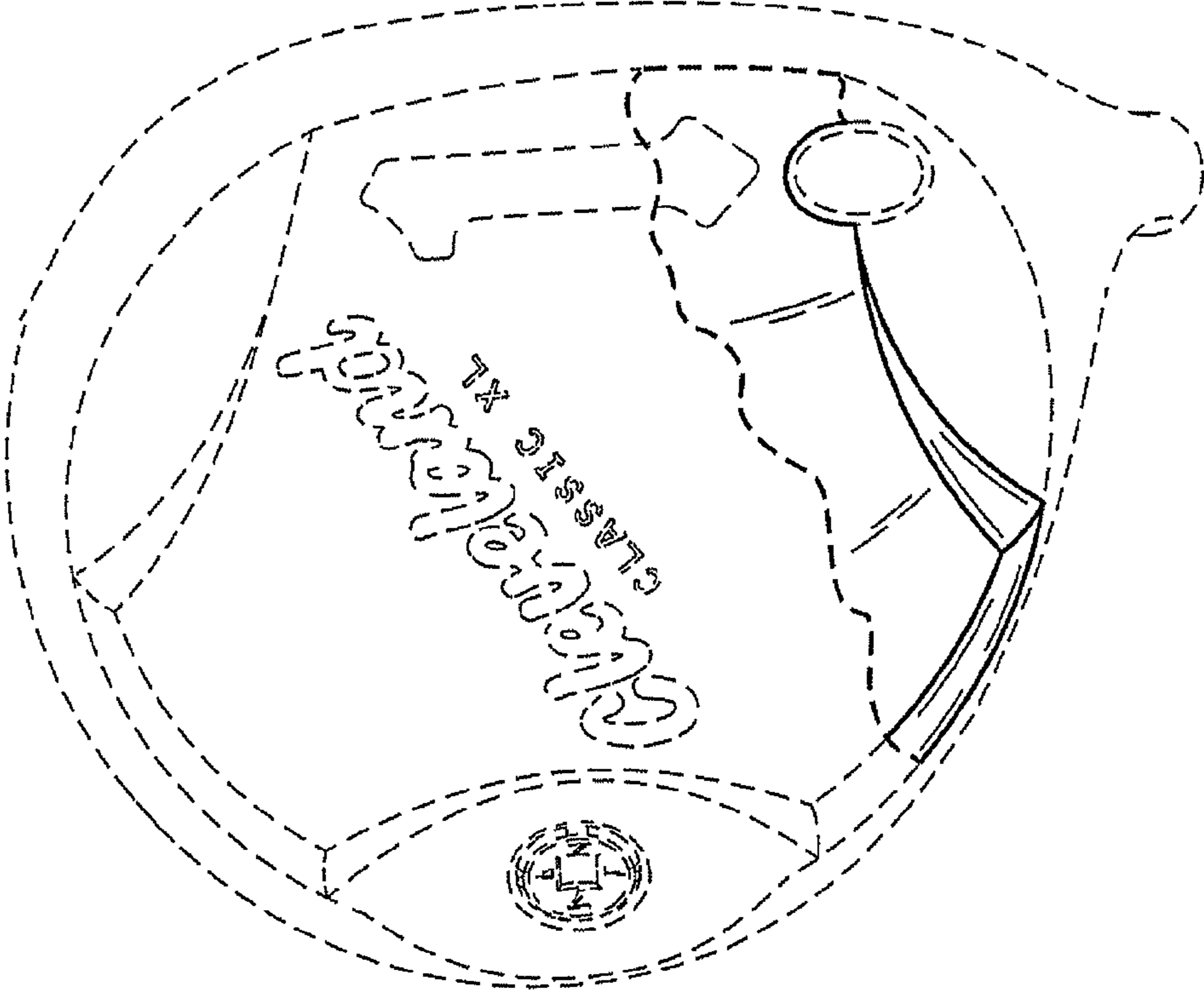


FIG. 4

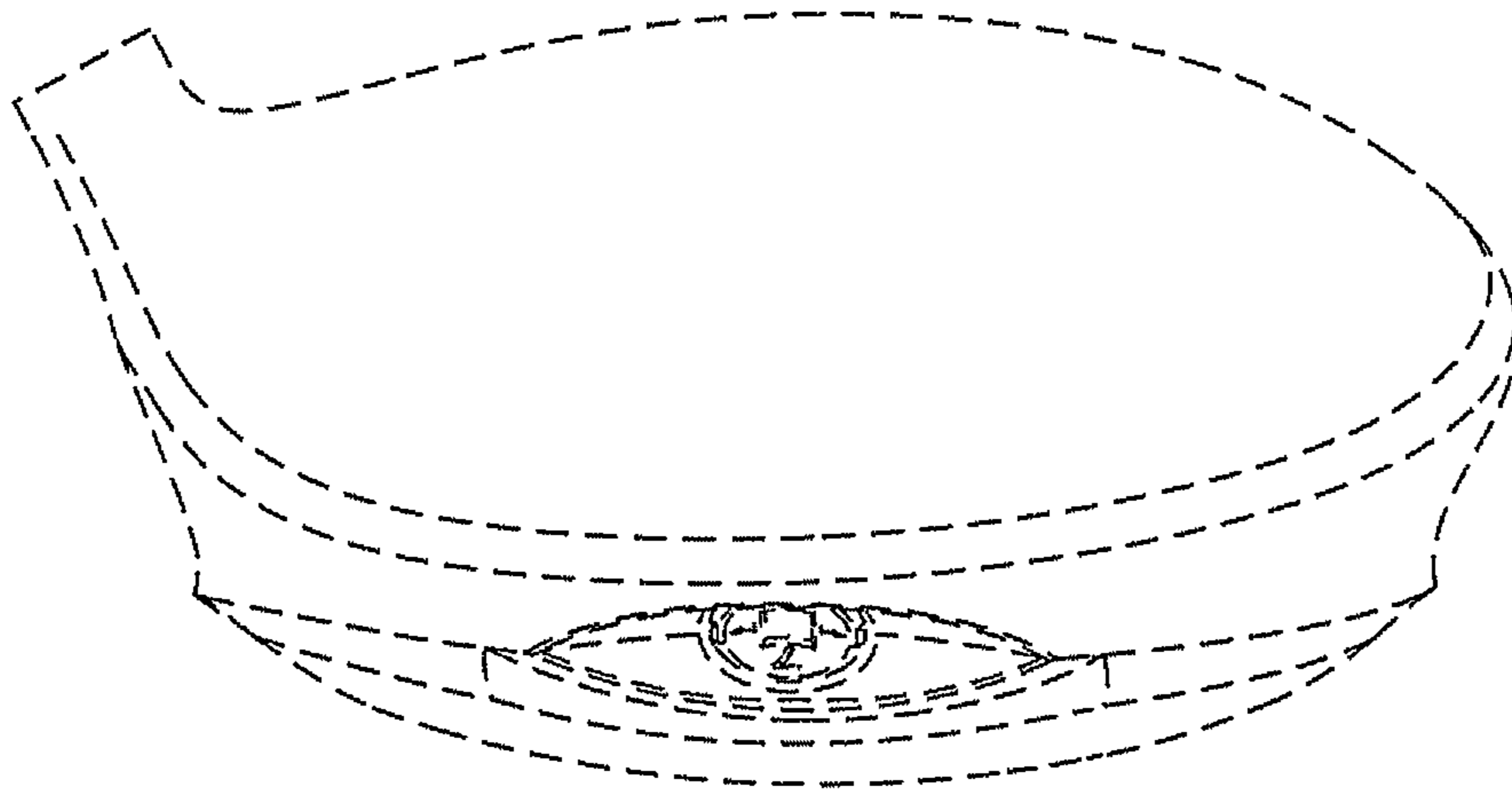


FIG. 5