

US00D691657S

(12) **United States Design Patent**
Hu

(10) **Patent No.:** **US D691,657 S**
(45) **Date of Patent:** **** Oct. 15, 2013**

(54) **FILE BASKET**

(75) Inventor: **Yajun Hu**, El Dorado Hills, CA (US)

(73) Assignee: **Designa Group Inc.**, El Dorado Hills, CA (US)

(**) Term: **14 Years**

(21) Appl. No.: **29/416,641**

(22) Filed: **Mar. 24, 2012**

(51) **LOC (9) Cl.** **19-02**

(52) **U.S. Cl.**
USPC **D19/90**

(58) **Field of Classification Search**

USPC D3/304, 306, 313, 314, 315; D6/675.2, D6/683, 683.1, 705.6; D7/553.2, 553.3, D7/553.6, 553.7, 554.2, 554.3, 637; D19/75, 77-92; 206/214, 425, 449, 206/558, 371; 211/10, 11, 45, 50, 55, 211/69.1-69.9, 126.1; 220/485, 607

See application file for complete search history.

D449,074 S *	10/2001	Andujar	D19/75
D451,675 S *	12/2001	Hardy et al.	D3/306
D453,027 S *	1/2002	Andujar	D19/90
D458,640 S *	6/2002	Hofman	D19/90
D475,411 S *	6/2003	Hardy et al.	D19/90
D481,761 S *	11/2003	Walsh et al.	D19/75
D484,666 S *	12/2003	Caya	D34/27
D488,660 S *	4/2004	Post et al.	D6/566
D494,760 S *	8/2004	Yuan	D3/313
D520,002 S	5/2006	Mello	
D530,517 S *	10/2006	Hardy et al.	D3/306
D535,842 S *	1/2007	Wood	D6/567
D550,284 S	9/2007	Goodman et al.	
D579,660 S *	11/2008	Snider	D3/304
D584,055 S *	1/2009	Hardy et al.	D3/306
D604,769 S	11/2009	Chen et al.	
7,921,998 B2	4/2011	Schenker	
D665,846 S	8/2012	Chuang	
D677,056 S *	3/2013	Hu	D3/306

* cited by examiner

Primary Examiner — Elizabeth Albert

(57) **CLAIM**

The ornamental design for a file basket, as shown and described.

(56) **References Cited**

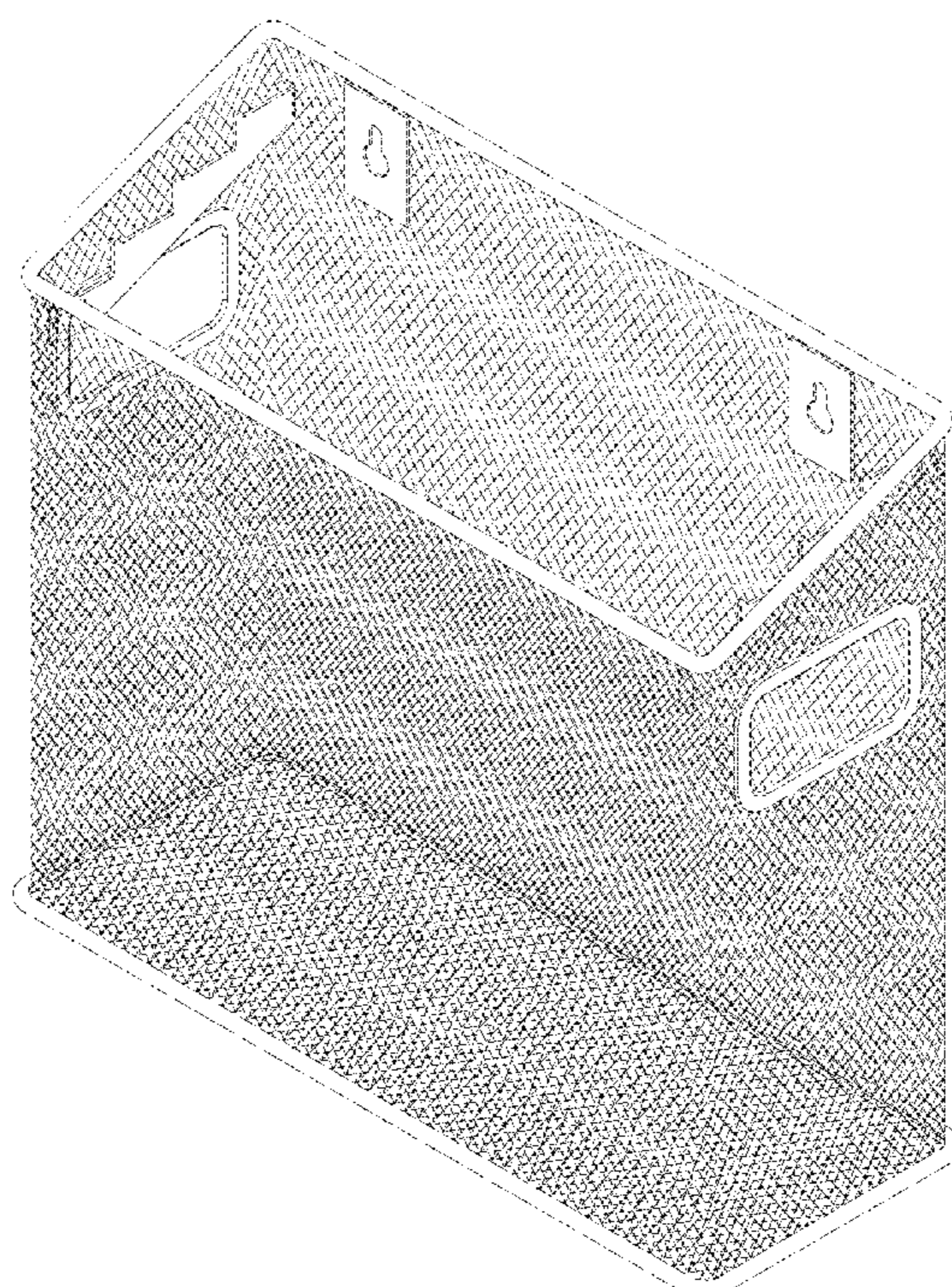
U.S. PATENT DOCUMENTS

D189,544 S *	1/1961	Harris	D5/54
4,006,827 A	2/1977	Riches	
D299,657 S	1/1989	Hwang	
D323,854 S	2/1992	Evenson	
5,140,724 A	8/1992	Crisanti	
D330,047 S	10/1992	Evenson	
D336,927 S	6/1993	Samuels et al.	
D437,354 S *	2/2001	Andujar	D19/90
D437,984 S *	2/2001	Weiss et al.	D34/1

DESCRIPTION

FIG. 1 is a perspective view of file basket showing my design. FIG. 2 is a front view thereof; FIG. 3 is a bottom view thereof; FIG. 4 is a top view thereof; FIG. 5 is a rear side view thereof; FIG. 6 is a left side view thereof; and, FIG. 7 is a right side view thereof.

1 Claim, 7 Drawing Sheets



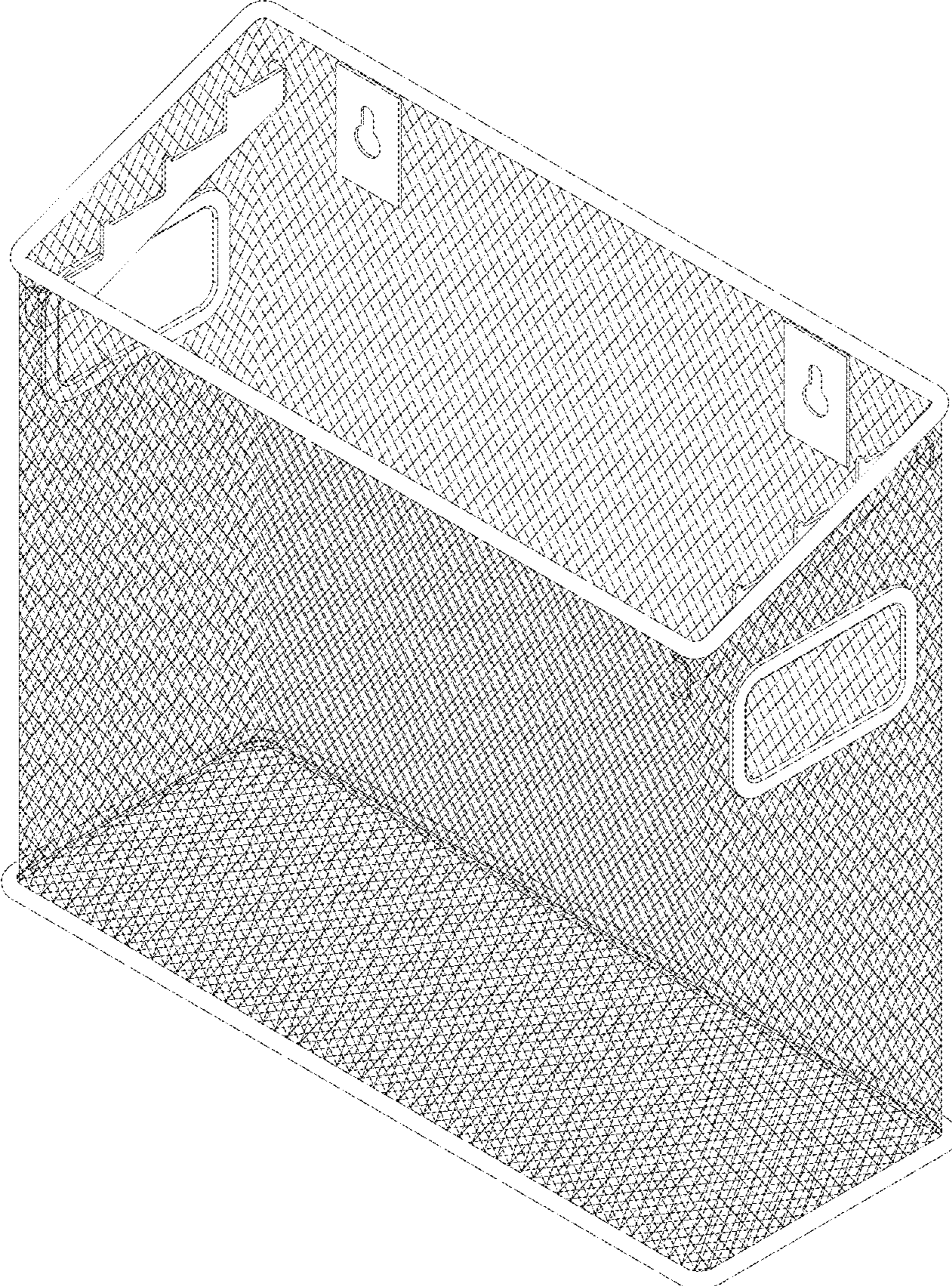


FIG.1




FIG. 2




FIG.3




FIG.4




FIG.5




FIG.6




FIG. 7