



US00D691636S

(12) **United States Design Patent**
Bunton

(10) **Patent No.:** **US D691,636 S**
(45) **Date of Patent:** **** Oct. 15, 2013**

(54) **RETRACTABLE EARPIECE STORAGE CASE FOR A MOBILE PHONE**

(76) Inventor: **Jaleel Bunton**, Miami, FL (US)

(**) Term: **14 Years**

(21) Appl. No.: **29/429,364**

(22) Filed: **Aug. 9, 2012**

(51) **LOC (9) Cl.** **14-03**

(52) **U.S. Cl.**
USPC **D14/496; D3/218**

(58) **Field of Classification Search**
USPC D14/496, 401, 435, 474, 483, 217, 137,
D14/138, 160, 168, 356, 203.1–203.8, 507;
345/156, 169, 173–179, 905;
715/727–729, 864; 710/1, 5, 8; 713/1,
713/600; 455/1.1, 1.7, 73, 344–347, 93, 95,
455/3.01–3.06, 550.1, 573.1; 370/342–344;
369/1, 2, 6–12; 463/43–47; 273/148 B;
D3/218, 219, 263–265; 206/5, 5.1, 6,
206/320

See application file for complete search history.

(56) **References Cited**

U.S. PATENT DOCUMENTS

6,273,252 B1 * 8/2001 Mitchell 206/320
D519,275 S * 4/2006 Shertzer D3/218

7,158,376 B2 * 1/2007 Richardson et al. 361/679.56
D547,057 S * 7/2007 Griffin et al. D3/218
7,258,449 B2 * 8/2007 Chong et al. 353/85
D559,230 S * 1/2008 Griffin et al. D14/217
D614,602 S * 4/2010 Yoo D14/203.7
D616,464 S * 5/2010 Park D14/496
D650,810 S * 12/2011 Lemelman et al. D14/496
D651,216 S * 12/2011 Pail D14/496

* cited by examiner

Primary Examiner — Prabhakar Deshmukh

(74) *Attorney, Agent, or Firm* — Henry J. Cittone; Cittone & Chinta LLP

(57) **CLAIM**

The ornamental design for a retractable earpiece storage case for a mobile phone, as described.

DESCRIPTION

FIG. 1 is a perspective view from above of a retractable earpiece storage case for a mobile phone, showing my new design; and

FIG. 2 is a perspective view from the back thereof;

FIG. 3 is front view thereof;

FIG. 4 is a back view thereof;

FIG. 5 is a side view thereof;

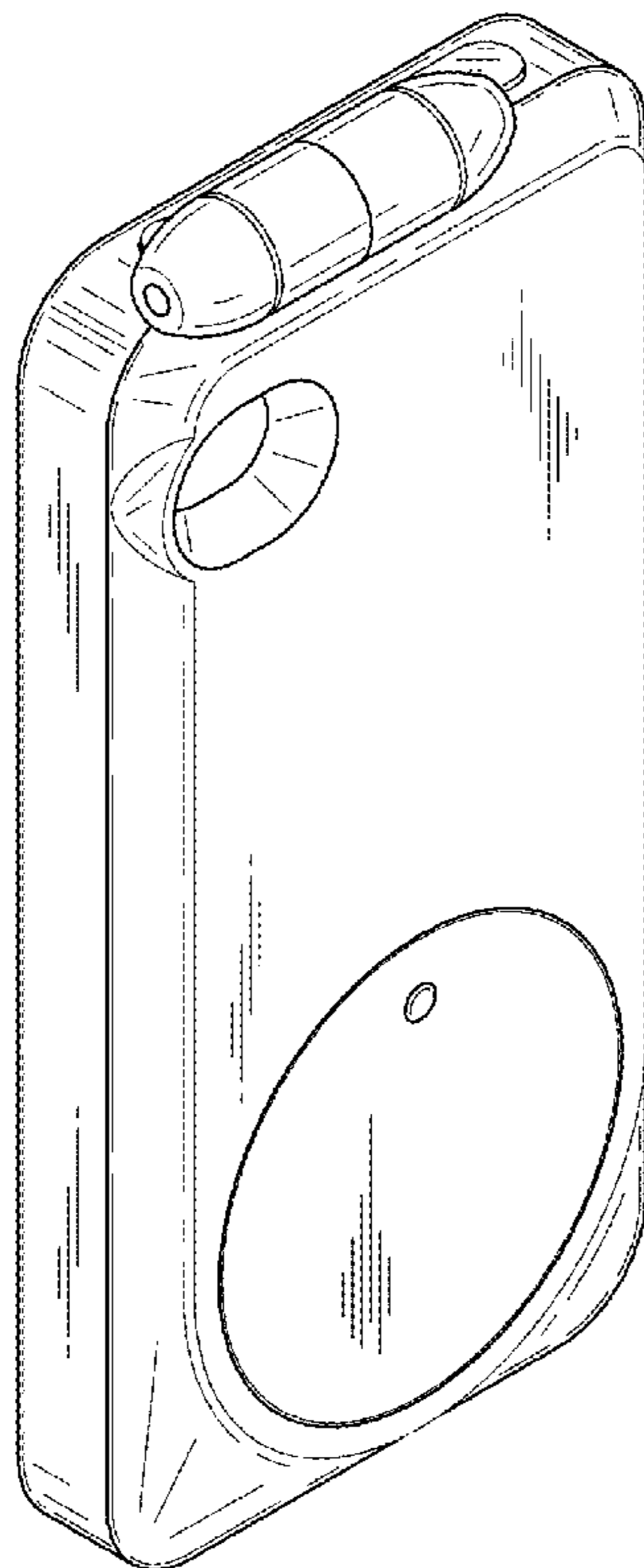
FIG. 6 is a side view thereof;

FIG. 7 is a bottom view thereof; and,

FIG. 8 is a top view thereof.

The broken line illustration of environmental structure in the drawing is not part of the design sought to be patented.

1 Claim, 3 Drawing Sheets






FIG. 2

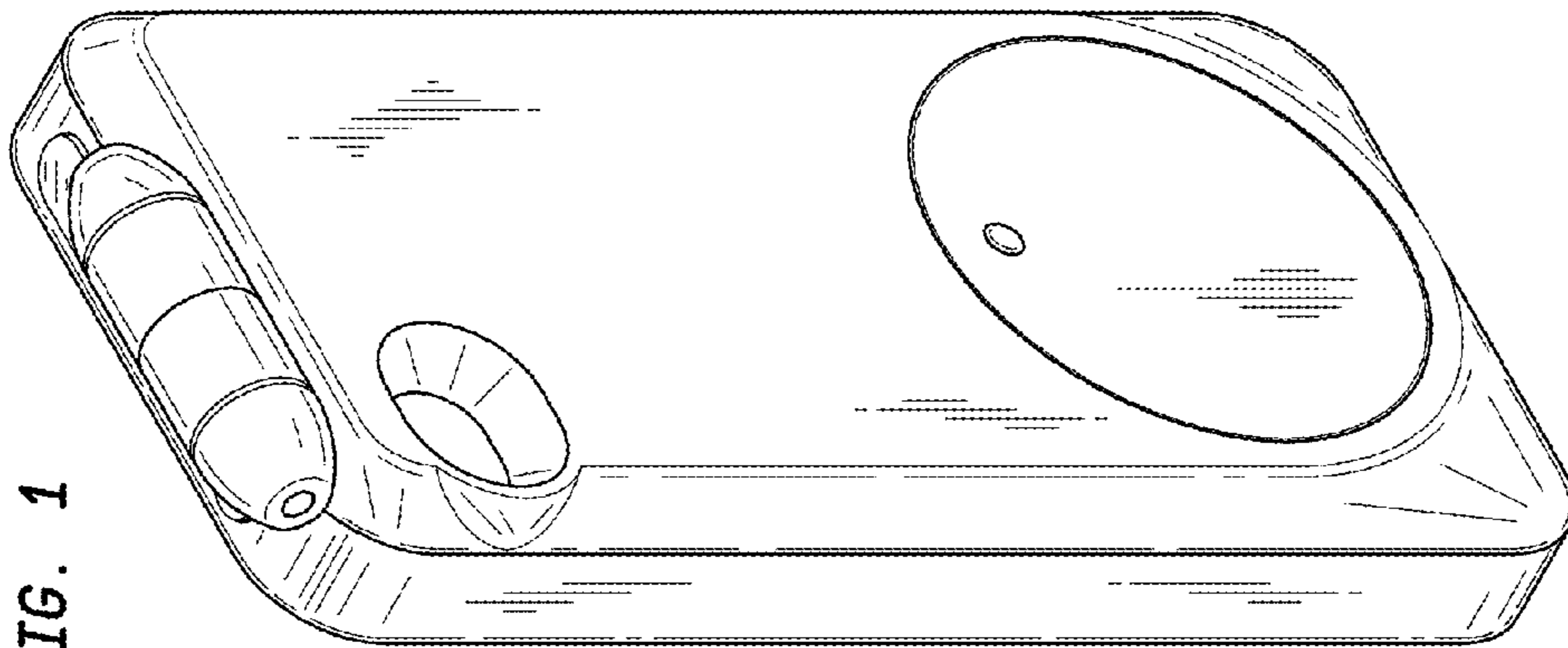


FIG. 1

FIG. 4




FIG. 3

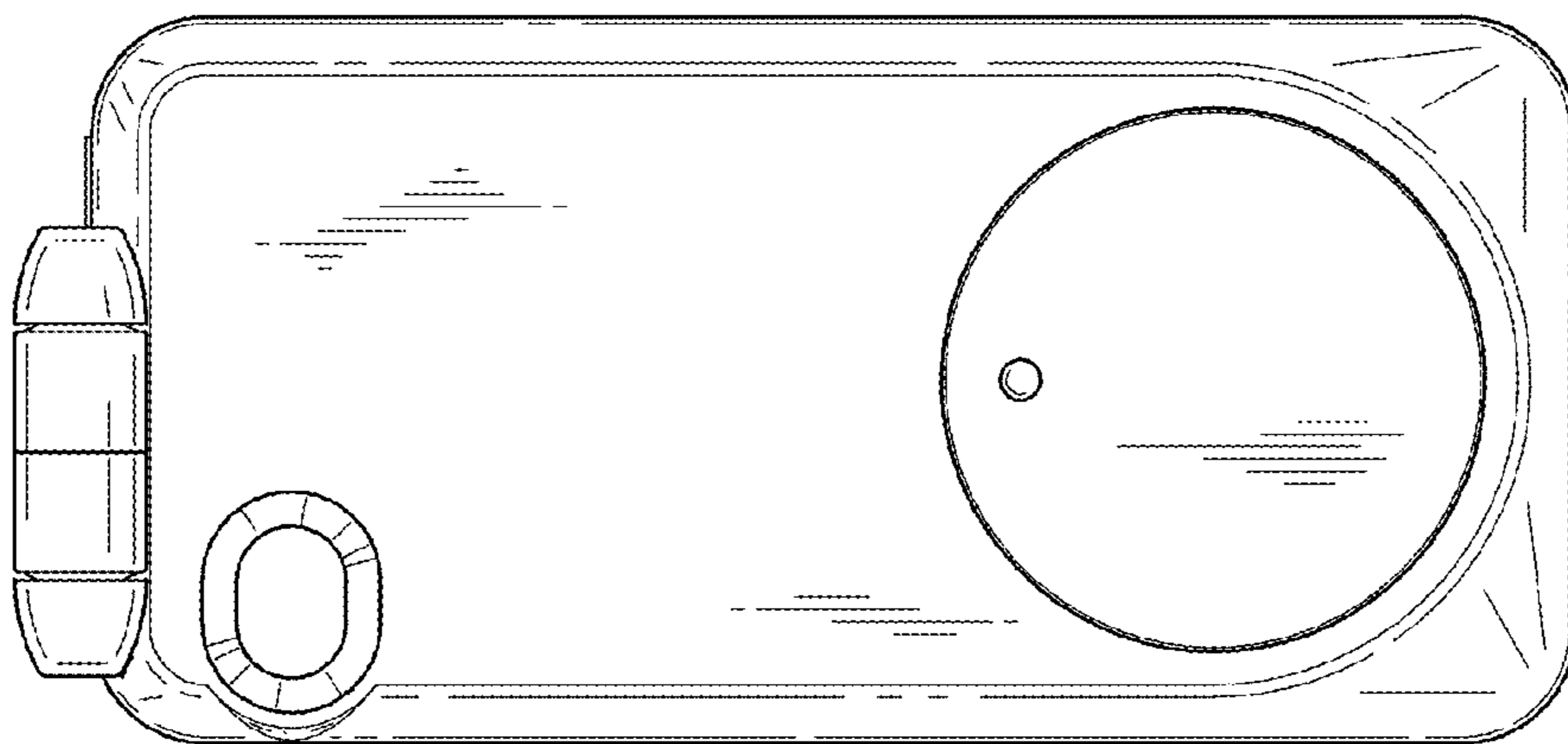


FIG. 5




FIG. 6

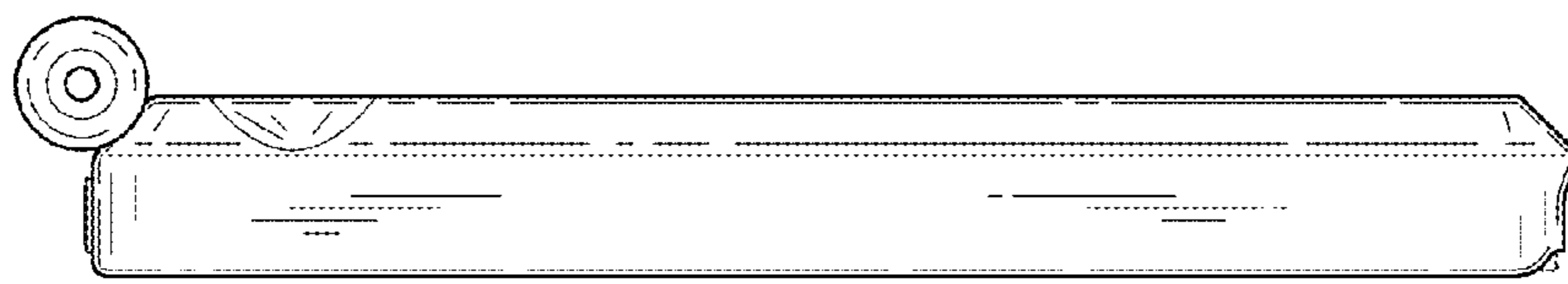


FIG. 7

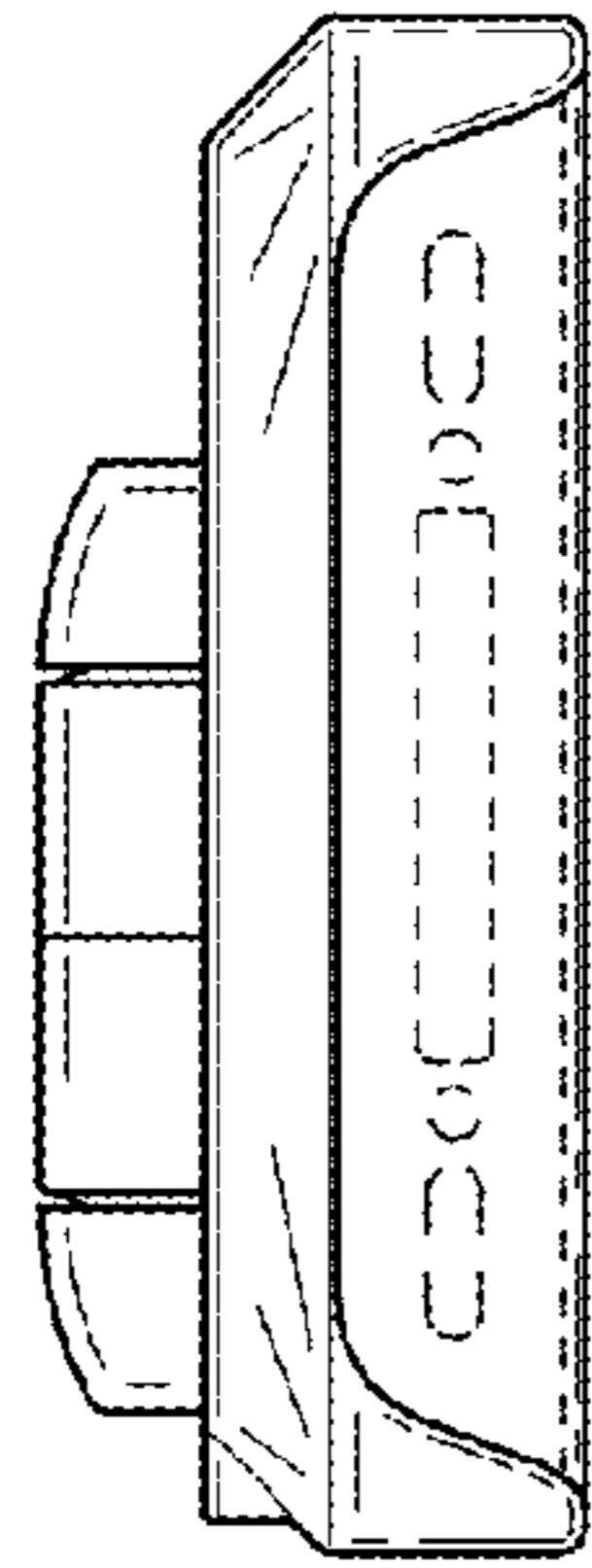


FIG. 8

