



US00D691583S

(12) **United States Design Patent**
Kitayama

(10) **Patent No.:** **US D691,583 S**
(45) **Date of Patent:** **** Oct. 15, 2013**

(54) **HEADPHONE**

- (71) Applicant: **Sony Corporation**, Tokyo (JP)
- (72) Inventor: **Sohei Kitayama**, Tokyo (JP)
- (73) Assignee: **Sony Corporation**, Tokyo (JP)
- (**) Term: **14 Years**
- (21) Appl. No.: **29/445,367**
- (22) Filed: **Feb. 11, 2013**

Related U.S. Application Data

- (60) Continuation of application No. 29/421,592, filed on Aug. 20, 2012, now Pat. No. Des. 677,243, which is a continuation of application No. 29/371,971, filed on Mar. 9, 2012, now Pat. No. Des. 666,990, and a continuation of application No. 29/395,889, filed on Apr. 18, 2012, said application No. 29/371,971 is a division of application No. 29/371,443, filed on Feb. 28, 2011, now Pat. No. Des. 656,125.

(30) **Foreign Application Priority Data**

- Aug. 26, 2010 (JP) D2010-020572
- Aug. 27, 2010 (CN) 2010 3 0508542
- Aug. 27, 2010 (CN) 2010 3 0508544
- Oct. 19, 2011 (JP) D2011-024000

(51) **LOC (9) Cl.** **14-01**

(52) **U.S. Cl.**
USPC **D14/205**

(58) **Field of Classification Search**
USPC D14/205, 206, 223; D29/112; 455/90.3, 455/575.1; 181/129, 130, 135; 379/430, 379/431; 381/370, 374, 371; 2/209
See application file for complete search history.

(56) **References Cited**

U.S. PATENT DOCUMENTS

1,483,315 A	2/1924	Saal	
1,606,165 A	11/1926	Glenn	
2,413,345 A	12/1946	Gilman	
D179,467 S	1/1957	Aleks	
D184,664 S	3/1959	Clayton	
D255,352 S	6/1980	Besasie	
4,546,215 A *	10/1985	Ferraro 381/374
4,829,571 A	5/1989	Kakiuchi et al.	
D328,074 S	7/1992	Yamazaki et al.	
D328,461 S	8/1992	Daido et al.	
5,185,807 A	2/1993	Bergin et al.	
D336,646 S	6/1993	Yamazaki et al.	
D337,115 S *	7/1993	Yamazaki et al. D14/205
D345,163 S	3/1994	Yamatogi	
D353,817 S	12/1994	Wada	

(Continued)

FOREIGN PATENT DOCUMENTS

JP	D1261818 S	2/2006
JP	D1280063 S	9/2006

(Continued)

Primary Examiner — Paula Greene

(74) *Attorney, Agent, or Firm* — Rader, Fishman & Grauer PLLC

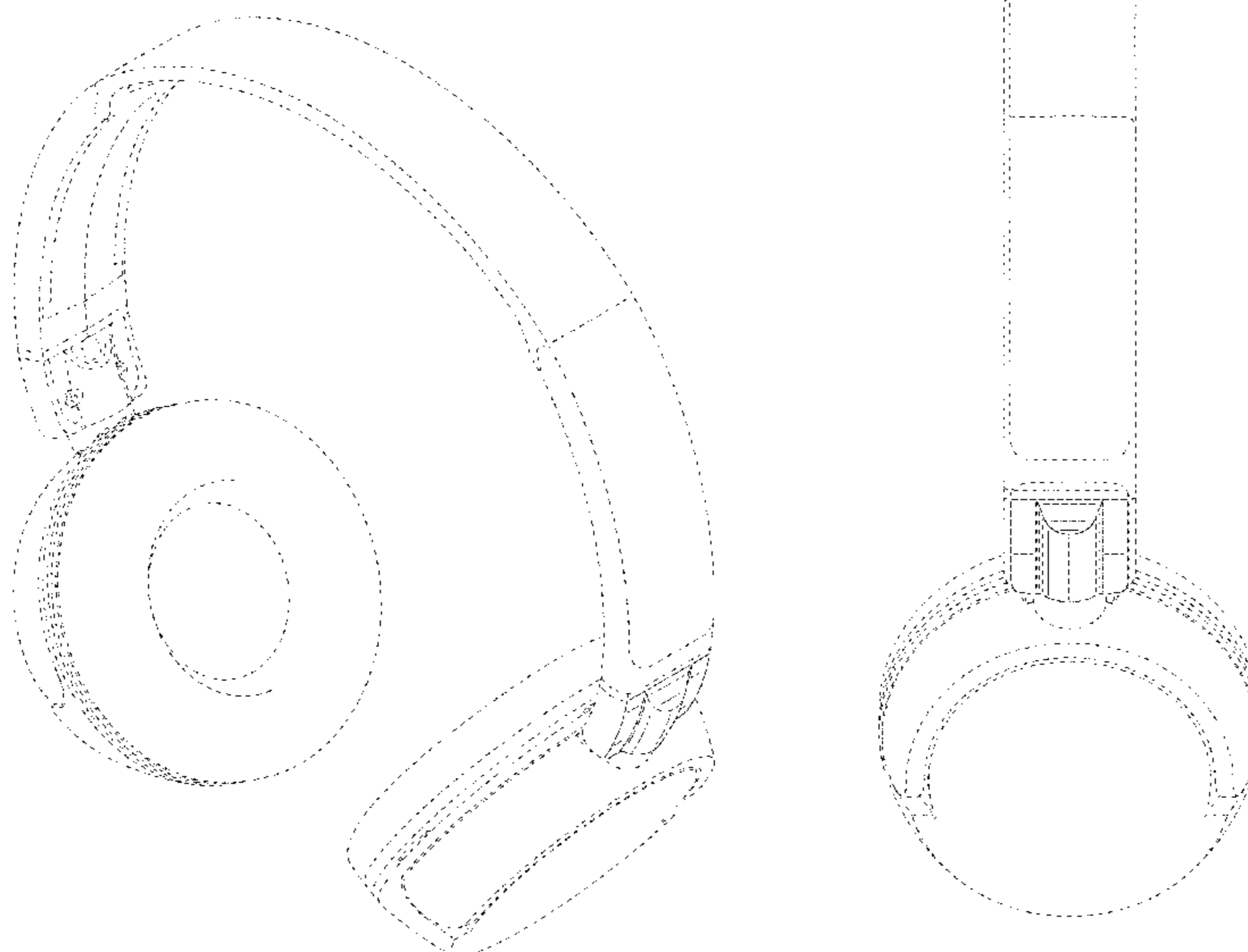
(57) **CLAIM**

The ornamental design for a headphone, as shown and described.

DESCRIPTION

FIG. 1 is a perspective view of a headphone showing our new design;
FIG. 2 is a front elevational view thereof;
FIG. 3 is a rear elevational view thereof;
FIG. 4 is a right side elevational view thereof; and,
FIG. 5 is a bottom plan view thereof.
Portions in broken lines are for illustrative purposes only and form no part of claimed design.

1 Claim, 5 Drawing Sheets



(56)

References Cited

U.S. PATENT DOCUMENTS

D369,604 S 5/1996 Morimiya
 D410,466 S 6/1999 Mouri
 D431,550 S * 10/2000 Yoneda D14/205
 D476,639 S 7/2003 Bergeron et al.
 D484,868 S 1/2004 Suzuki
 D510,335 S 10/2005 Suzuki
 D514,087 S 1/2006 Wilson et al.
 D517,045 S 3/2006 Komiyama
 D518,474 S 4/2006 Suzuki
 D519,110 S 4/2006 Komiyama
 D519,497 S 4/2006 Komiyama
 D525,235 S 7/2006 Koizumi
 D532,407 S 11/2006 Motoishi
 D538,261 S 3/2007 Taylor et al.
 D541,255 S 4/2007 Taylor et al.
 D549,217 S 8/2007 Viduya et al.
 7,388,960 B2 6/2008 Kuo et al.
 D573,581 S 7/2008 Gondo et al.
 D576,604 S 9/2008 Suzuki
 7,457,649 B1 11/2008 Wilson
 D585,872 S 2/2009 Lee
 D587,243 S 2/2009 Suzuki
 D588,098 S 3/2009 Kurihara

D594,847 S 6/2009 Suzuki
 D597,070 S 7/2009 Zheng
 D600,674 S 9/2009 Brennwald
 D603,370 S * 11/2009 Suzuki D14/205
 D613,266 S * 4/2010 Barry et al. D14/205
 D616,419 S 5/2010 Suwalski et al.
 D633,895 S 3/2011 Morimoto
 D635,958 S 4/2011 Ando et al.
 D637,579 S * 5/2011 Hamaura et al. D14/205
 D639,775 S * 6/2011 Horibe et al. D14/205
 D639,776 S 6/2011 Arimoto
 D642,554 S * 8/2011 Schaal et al. D14/205
 D656,125 S * 3/2012 Komiyama et al. D14/205
 D662,080 S 6/2012 Carr et al.
 D664,113 S 7/2012 Katsumata et al.
 D665,775 S * 8/2012 Katsumata D14/205
 D666,990 S * 9/2012 Komiyama et al. D14/205
 D677,243 S * 3/2013 Kitayama et al. D14/205

FOREIGN PATENT DOCUMENTS

JP D1293110 S 2/2007
 JP D1337863 S 8/2008
 JP D1352152 S 3/2009
 JP D1385325 S 4/2010

* cited by examiner

FIG. 1




FIG.2




FIG.3




FIG.4

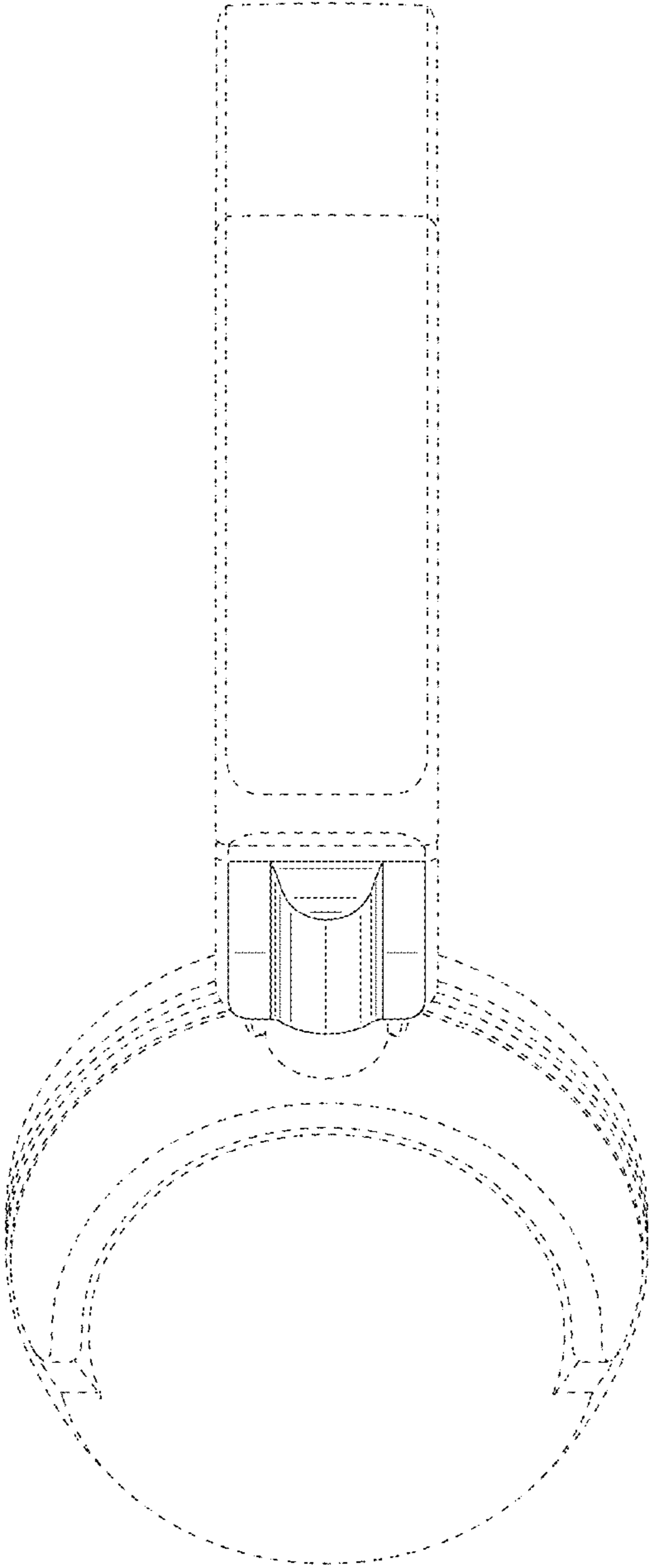


FIG.5

