



US00D691574S

(12) **United States Design Patent**  
**Homma et al.**

(10) **Patent No.:** **US D691,574 S**  
(45) **Date of Patent:** **\*\* Oct. 15, 2013**

(54) **VIDEO MONITOR**

(75) Inventors: **Yasuhiro Homma**, Greensboro, NC (US); **Chris Osborne**, Efland, NC (US); **James Hsin Yao Lee**, Gardena, CA (US); **Michael Tsay**, Irvine, CA (US)

(73) Assignee: **Honda Patents & Technologies North America, LLC**, Torrance, CA (US)

(\*\*) Term: **14 Years**

(21) Appl. No.: **29/403,578**

(22) Filed: **Oct. 7, 2011**

(51) **LOC (9) Cl.** ..... **14-03**

(52) **U.S. Cl.**  
USPC ..... **D14/132; D14/126**

(58) **Field of Classification Search**  
USPC ..... D14/125-134, 239, 371, 136, 374-377, D14/440, 450, 448, 336, 342, 159; 312/7.2; 348/836, 838, 180, 184, 325, 739; 341/12; 248/917-924, 465; 345/104, 345/133, 156, 168, 87, 173; 720/605, 669, 720/600, 655; 369/99, 197; D21/329, 515, D21/577, 622, 333, 433, 448, 452, 450, D21/331; D6/477, 479, 300-310; 273/148 B; 446/484, 175, 356; D10/15, D10/26

See application file for complete search history.

(56) **References Cited**

U.S. PATENT DOCUMENTS

D437,837 S *	2/2001	Harrison et al. ....	D14/132
D438,850 S *	3/2001	Rosen .....	D14/132
D535,269 S *	1/2007	Vitito .....	D14/132
D539,768 S *	4/2007	Vitito .....	D14/132
D564,439 S *	3/2008	Vitito .....	D12/418
D570,808 S *	6/2008	Park .....	D14/132
D646,659 S *	10/2011	Liberatore .....	D14/132
D672,737 S *	12/2012	Hermansen .....	D14/126
D676,398 S *	2/2013	Zimmerli .....	D14/132

\* cited by examiner

*Primary Examiner* — Raphael Barkai

(74) *Attorney, Agent, or Firm* — Plumsea Law Group, LLC

(57) **CLAIM**

The ornamental design for a video monitor, as shown and described.

**DESCRIPTION**

FIG. 1 is a perspective view of a video monitor showing my new design;

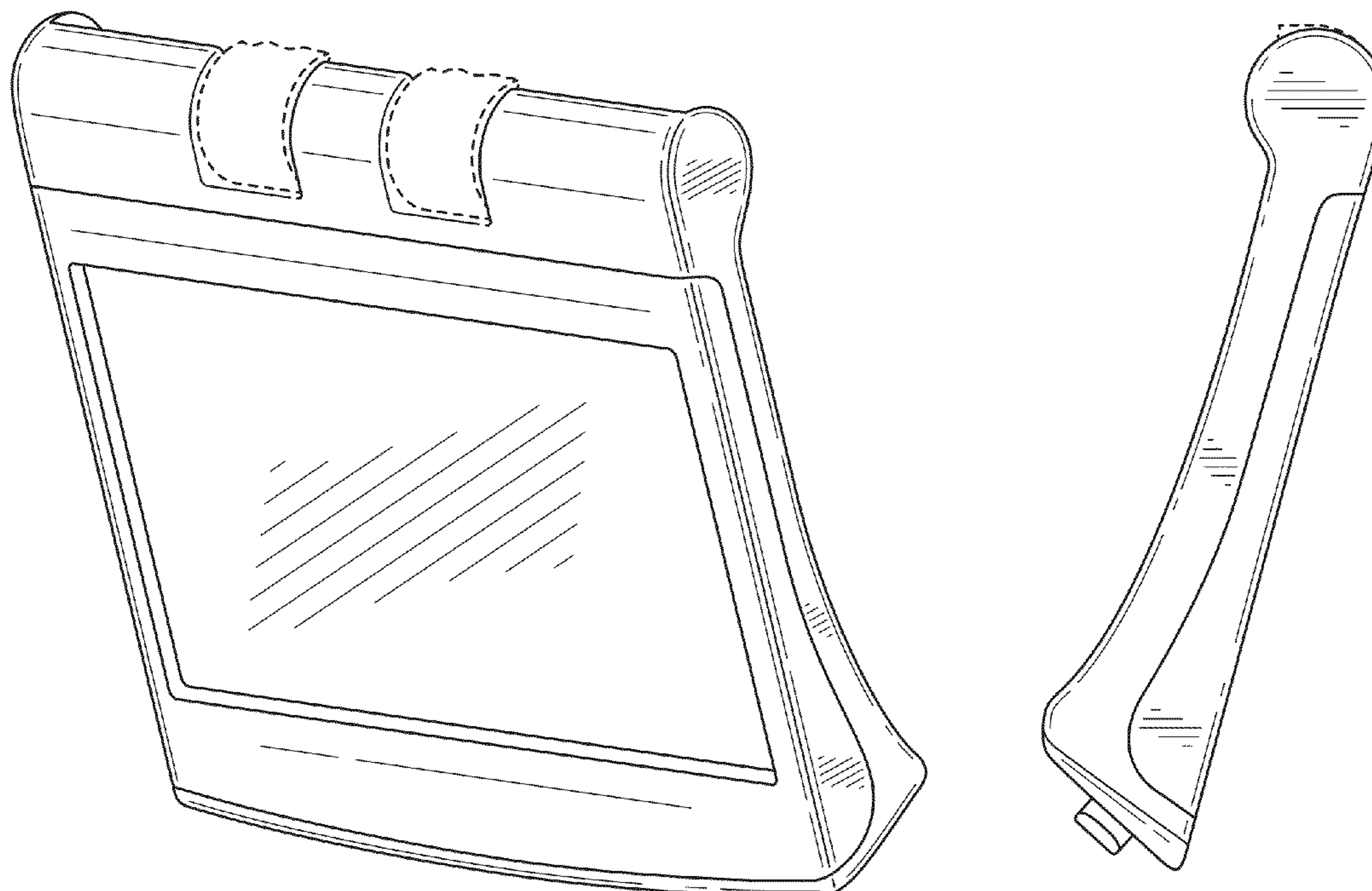
FIG. 2 is a front elevational view thereof;


FIG. 3 is a side elevational view, the opposite side being a mirror image thereof; and,

FIG. 4 is an end elevational view of the end directed downward in FIG. 3.


The broken line showings of the connector portions form no part of the claimed design.

**1 Claim, 3 Drawing Sheets**

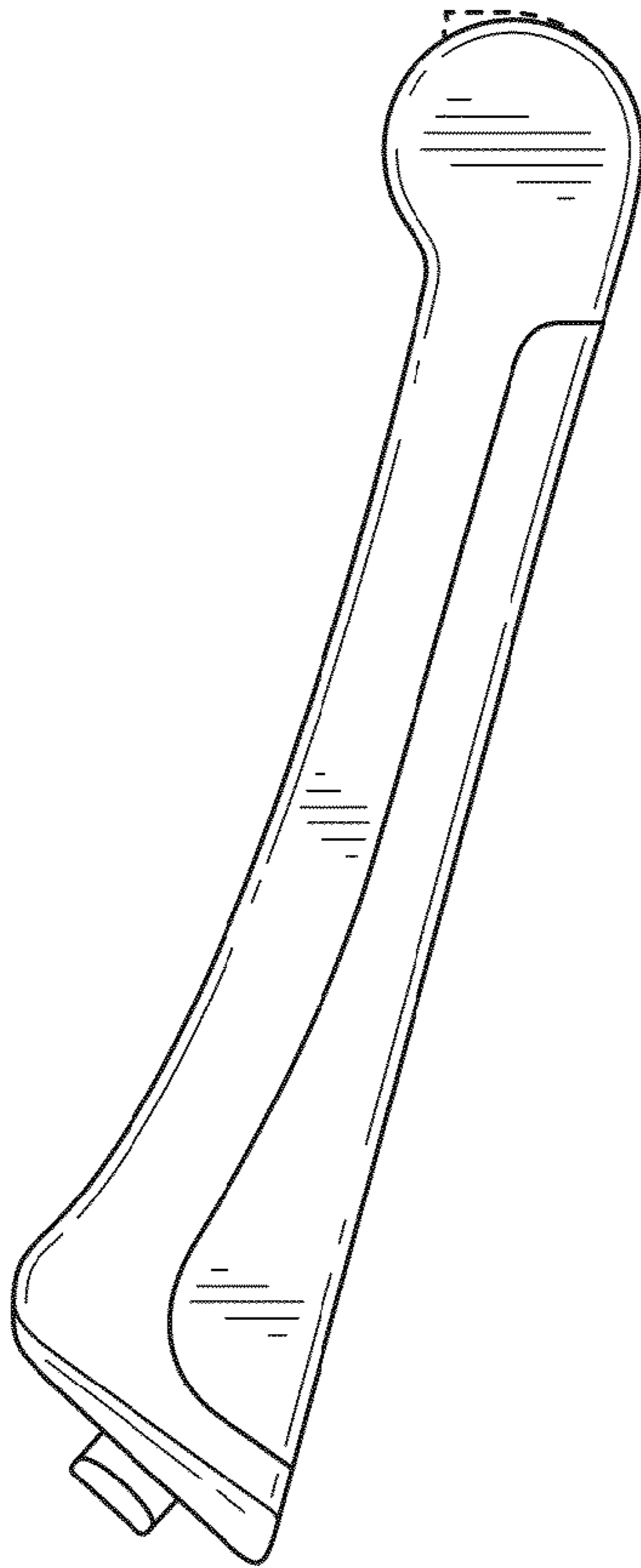





**FIG. 1**



**FIG. 2**



**FIG. 3**



**FIG. 4**