



US00D691545S

(12) **United States Design Patent**
Gordon

(10) **Patent No.:** **US D691,545 S**

(45) **Date of Patent:** **** Oct. 15, 2013**

(54) **VEHICLE WHEEL**

(71) Applicant: **Prestige Autotech Corporation**, Chino, CA (US)

(72) Inventor: **Chan Gordon**, Temple City, CA (US)

(73) Assignee: **Prestige Autotech Corporation**, Chino, CA (US)

(**) Term: **14 Years**

(21) Appl. No.: **29/452,899**

(22) Filed: **Apr. 23, 2013**

(51) **LOC (9) Cl.** **12-16**

(52) **U.S. Cl.**
USPC **D12/211**

(58) **Field of Classification Search**
USPC D12/204-213; 301/37.101, 64.101, 65,
301/64.201

See application file for complete search history.

(56) **References Cited**

U.S. PATENT DOCUMENTS

D428,380 S	*	7/2000	Chinellato	D12/211
D582,829 S	*	12/2008	Musser	D12/211
D591,663 S	*	5/2009	Chung	D12/211
D617,244 S	*	6/2010	Zhao	D12/209
D619,075 S	*	7/2010	Zhao	D12/211

D625,241 S	*	10/2010	Zhao	D12/211
D657,728 S	*	4/2012	Johnson	D12/211
D659,069 S	*	5/2012	Johnson	D12/211
D680,940 S	*	4/2013	Hale, Jr.	D12/211

OTHER PUBLICATIONS

Prestigeautotechcorporation Catalog 2011/2012, cover and p. 4; enlarged photos of Item Nos. 904, 044, 522, 810 (chrome), 810 (black), 811 (chrome), 811 (black), 813 (black with red inserts), 813 (black), 814 (chrome), 814 (black with red inserts), 814 (black), appearing on p. 4, and 3 photographs of the center cap of each of the forging item Nos.

* cited by examiner

Primary Examiner — Stacia Cadmus

(74) *Attorney, Agent, or Firm* — Fulwider Patton LLP

(57) **CLAIM**

The ornamental design for the “vehicle wheel,” as shown and described.

DESCRIPTION

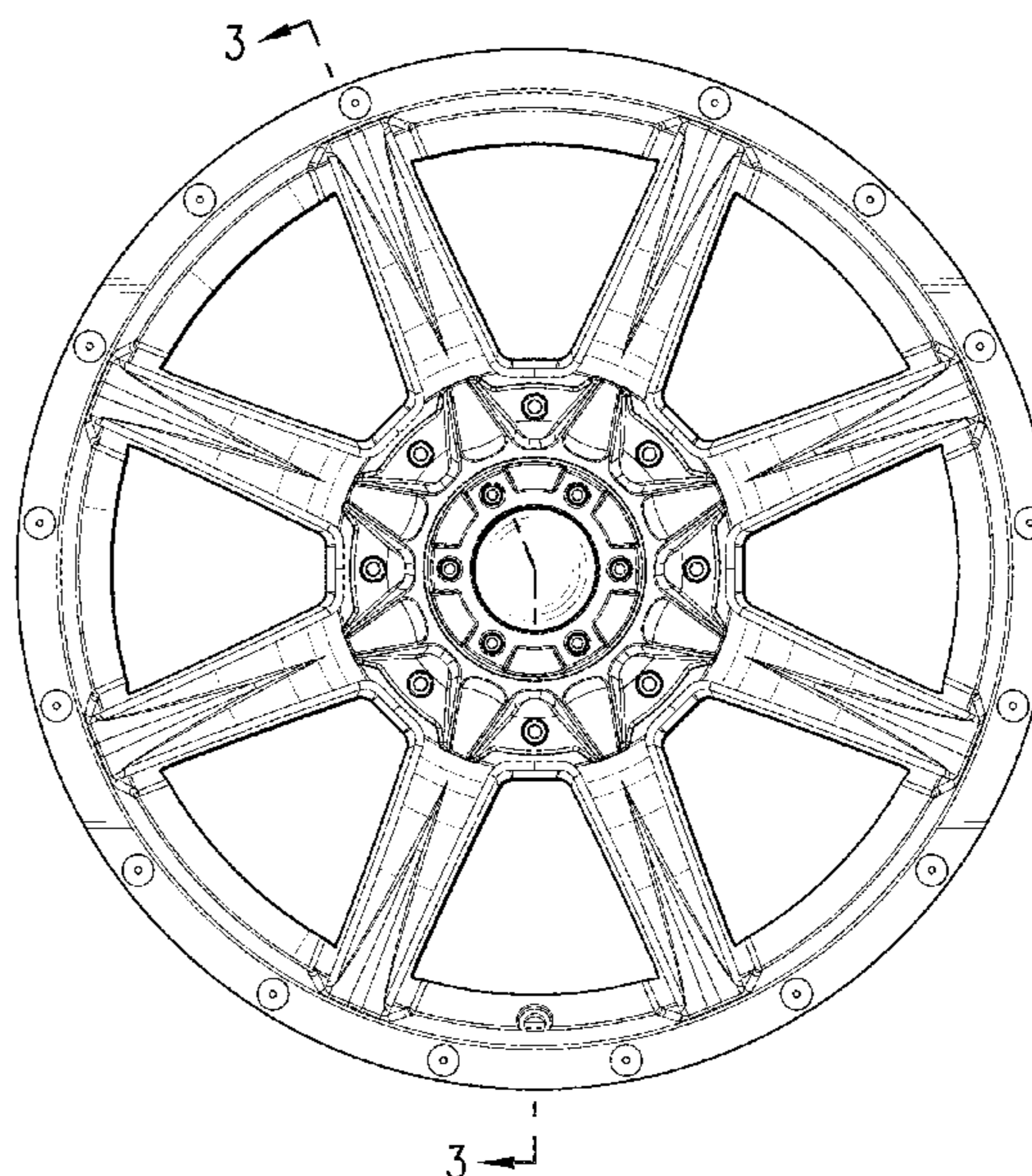
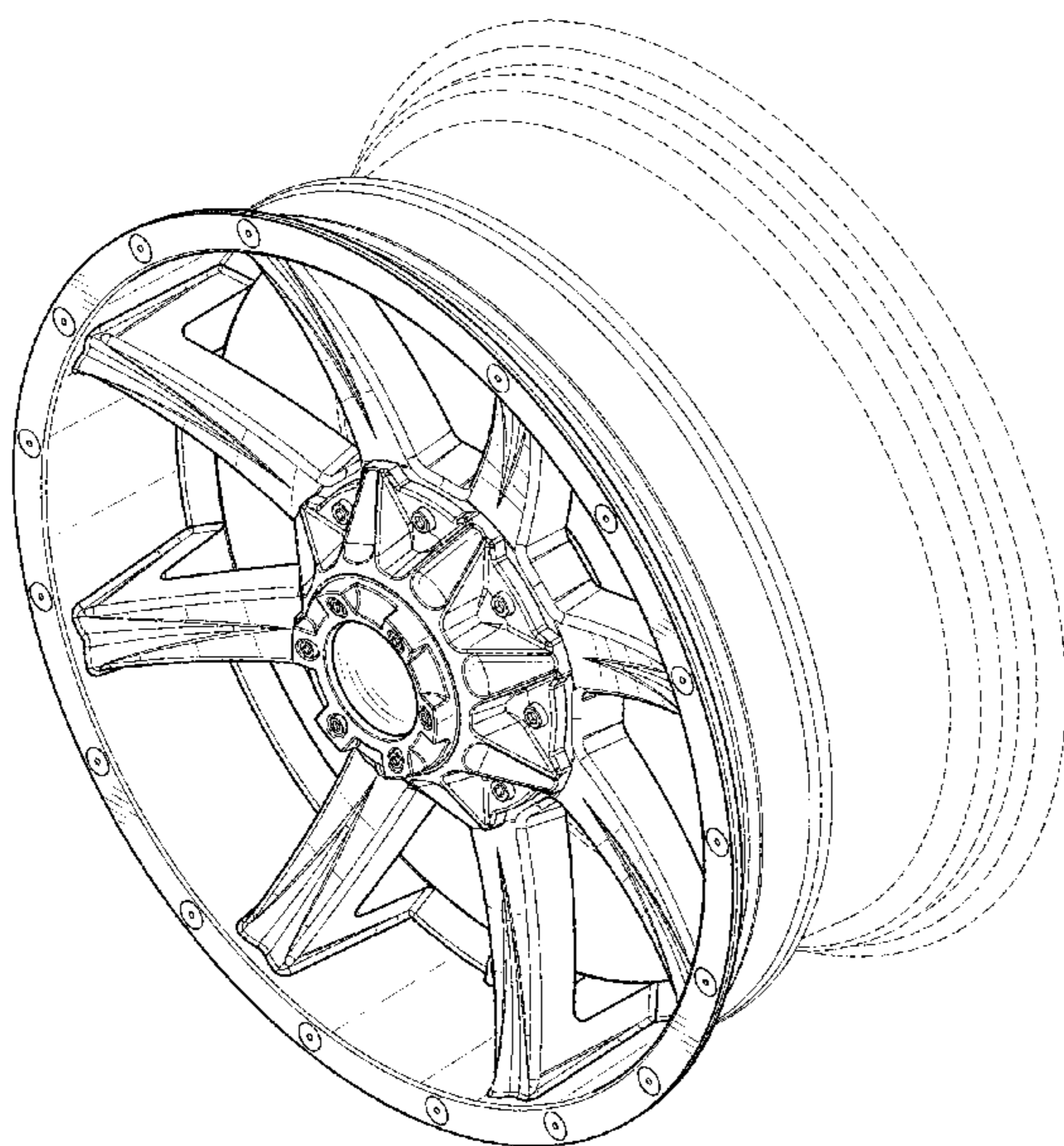
FIG. 1 is a perspective view of the vehicle wheel showing my new design;

FIG. 2 is a front elevational view thereof; and,

FIG. 3 is a cross-sectional view taken along the line 3-3 of FIG. 2.

The broken lines showing the environment are for illustrative purposes only and form no part of the claimed design.

1 Claim, 3 Drawing Sheets



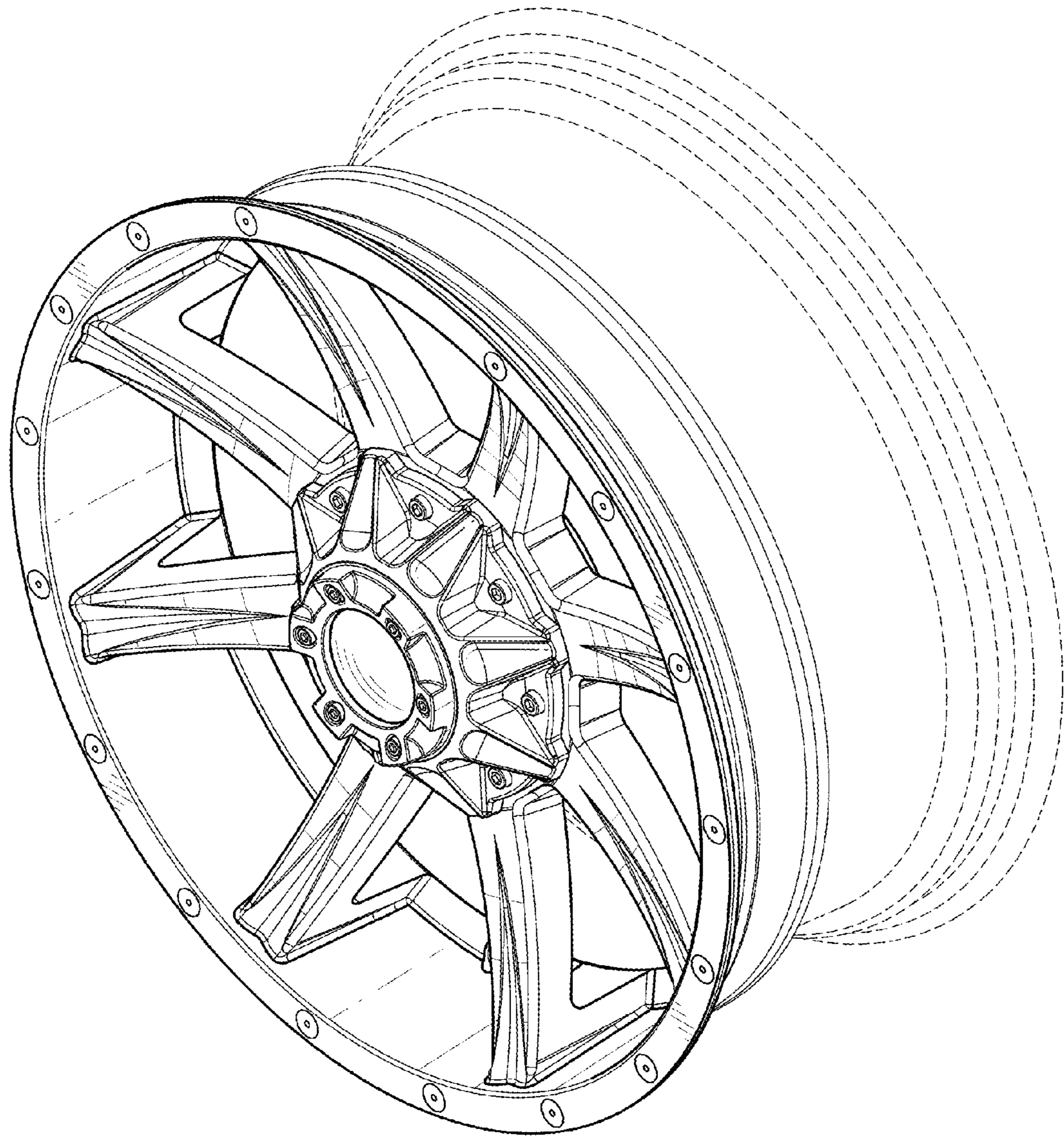
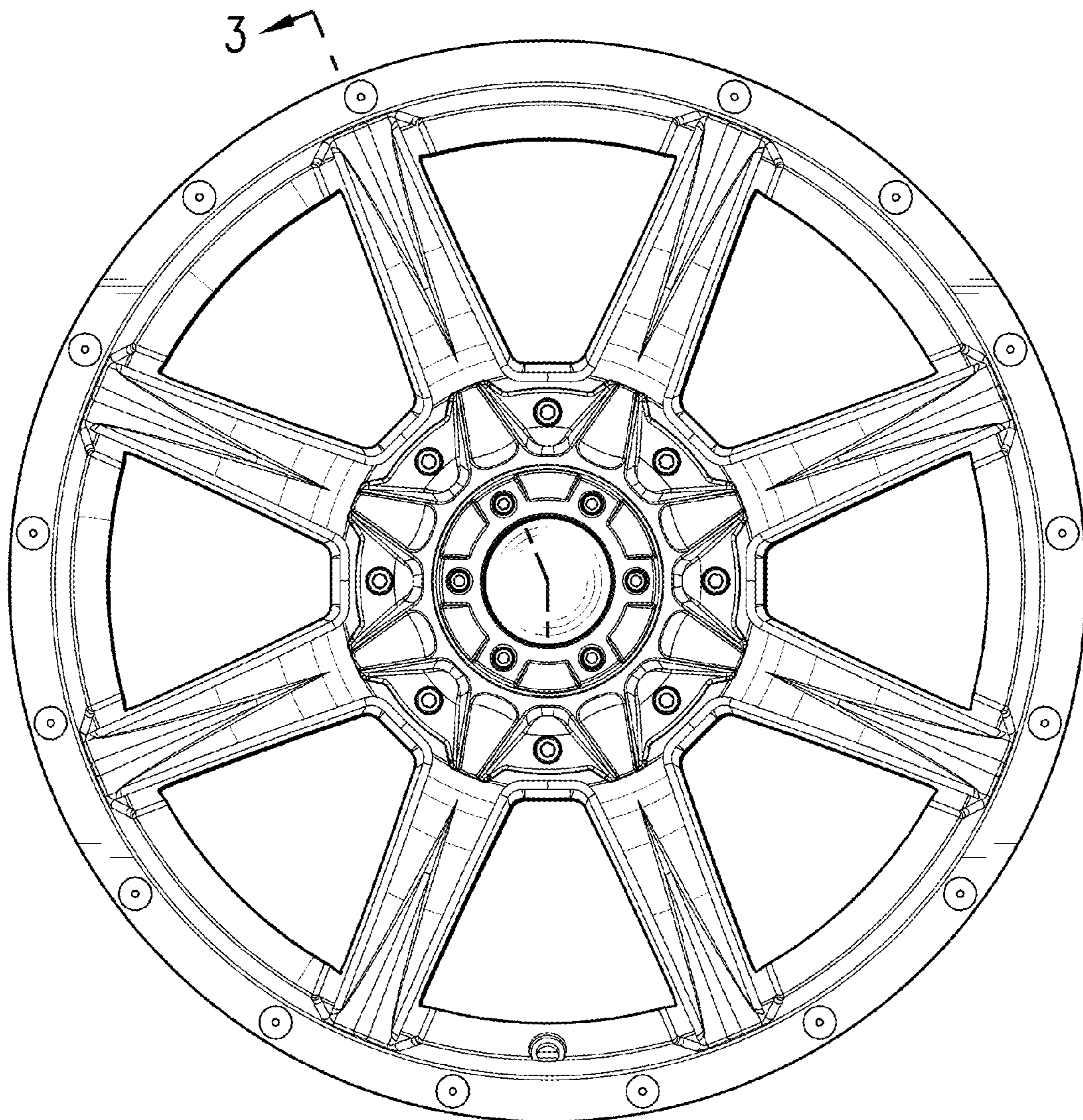


FIG. 1



3 ← |

FIG. 2

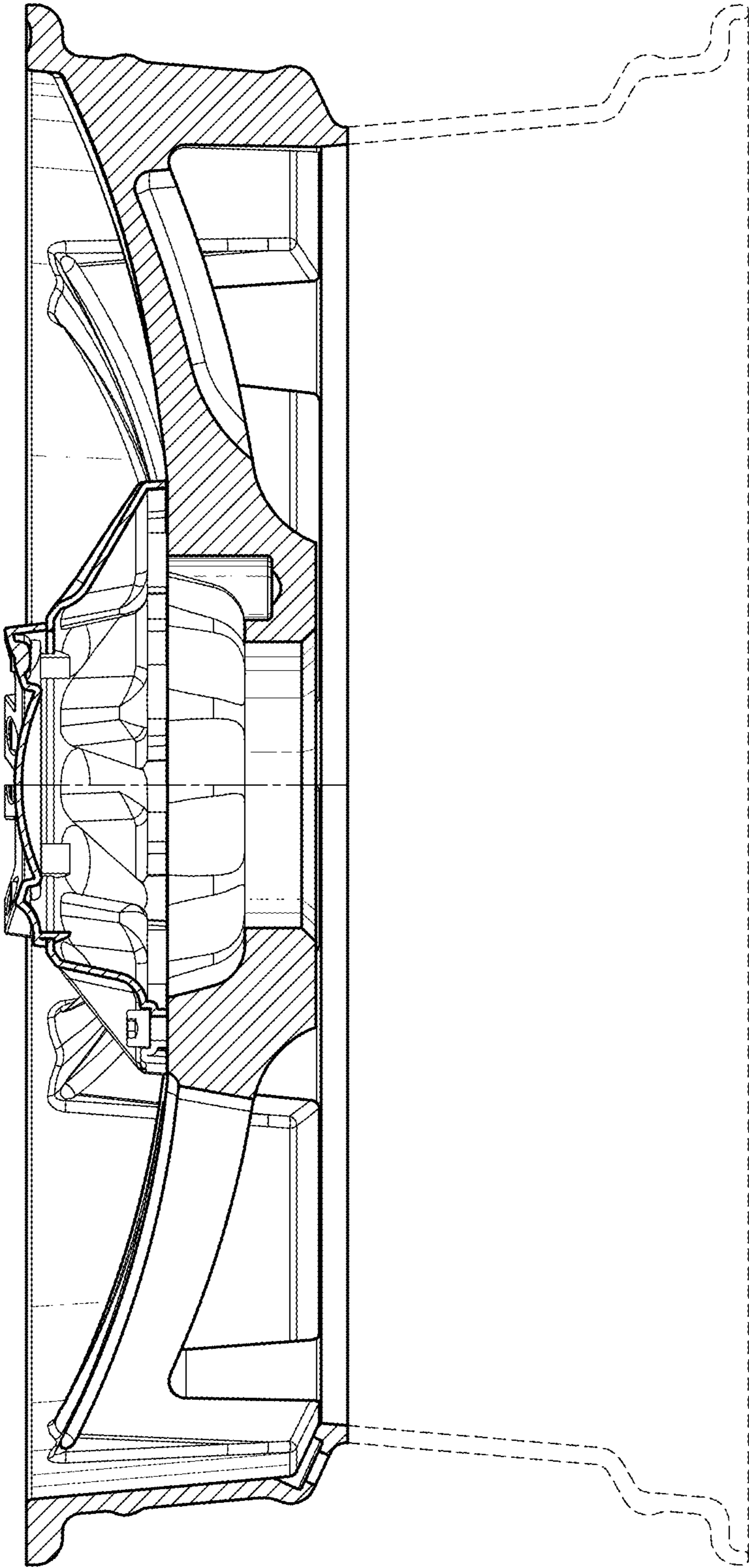


FIG. 3