



US00D691536S

(12) **United States Design Patent**
Tada et al.

(10) **Patent No.:** **US D691,536 S**
(45) **Date of Patent:** **** Oct. 15, 2013**

(54) **REAR PORTION OF AN AUTOMOBILE**

(75) Inventors: **Hiroyuki Tada**, Nagoya (JP); **Syouta Asano**, Toyota (JP)

(73) Assignee: **Toyota Jidosha Kabushiki Kaisha**, Toyota-shi (Aichi-ken) (JP)

(**) Term: **14 Years**

(21) Appl. No.: **29/424,046**

(22) Filed: **Jun. 7, 2012**

(30) **Foreign Application Priority Data**

Mar. 9, 2012 (JP) 2012-005397

(51) **LOC (9) Cl.** **12-16**

(52) **U.S. Cl.**
USPC **D12/196; D12/164**

(58) **Field of Classification Search**
USPC D12/196, 86, 91, 92, 164, 90;
296/181.1, 181.5; D21/424, 433, 434
See application file for complete search history.

(56) **References Cited**

U.S. PATENT DOCUMENTS

D507,515 S *	7/2005	Hakamata et al.	D12/196
D519,897 S *	5/2006	Hiruta et al.	D12/196
D556,662 S *	12/2007	Murkett	D12/196
D556,663 S *	12/2007	Murkett	D12/196
D589,854 S *	4/2009	Suga et al.	D12/164
D626,466 S *	11/2010	Reichman et al.	D12/164
D640,611 S *	6/2011	Kumai et al.	D12/164
D643,788 S *	8/2011	Sowa et al.	D12/164
D676,364 S *	2/2013	Yamada et al.	D12/164

OTHER PUBLICATIONS

AutoCone.com; FunCargo; Mfg.: Toyota; <http://autoc-onejp/toyota/funcargo/photo/2/> (2004).

Yunyusa no subete 2007; Kangoo; Mfg.: Renault; Publisher: San-eishobo Publishing Co., Ltd.; (May 6, 2007).

* cited by examiner

Primary Examiner — Susan M Lee

Assistant Examiner — Linda Brooks

(74) *Attorney, Agent, or Firm* — Finnegan, Henderson, Farabow, Garrett & Dunner, LLP

(57) **CLAIM**


The ornamental design for the rear portion of an automobile, as shown and described.

DESCRIPTION

FIG. 1 is a front right perspective view of the rear portion of an automobile showing our new design; FIG. 2 is a rear right perspective view thereof; FIG. 3 is a front left perspective view thereof; FIG. 4 is a rear left perspective view thereof; FIG. 5 is a front view thereof; FIG. 6 is a rear view thereof; FIG. 7 is a right side elevation view thereof; FIG. 8 is a left side elevation view thereof; and, FIG. 9 is a top plan view thereof.

The bottom view forms no part of the claimed design. The portions of the automobile in light contrast are environment and form no part of the claimed design.

1 Claim, 8 Drawing Sheets






FIG. 1




FIG. 2




FIG. 3

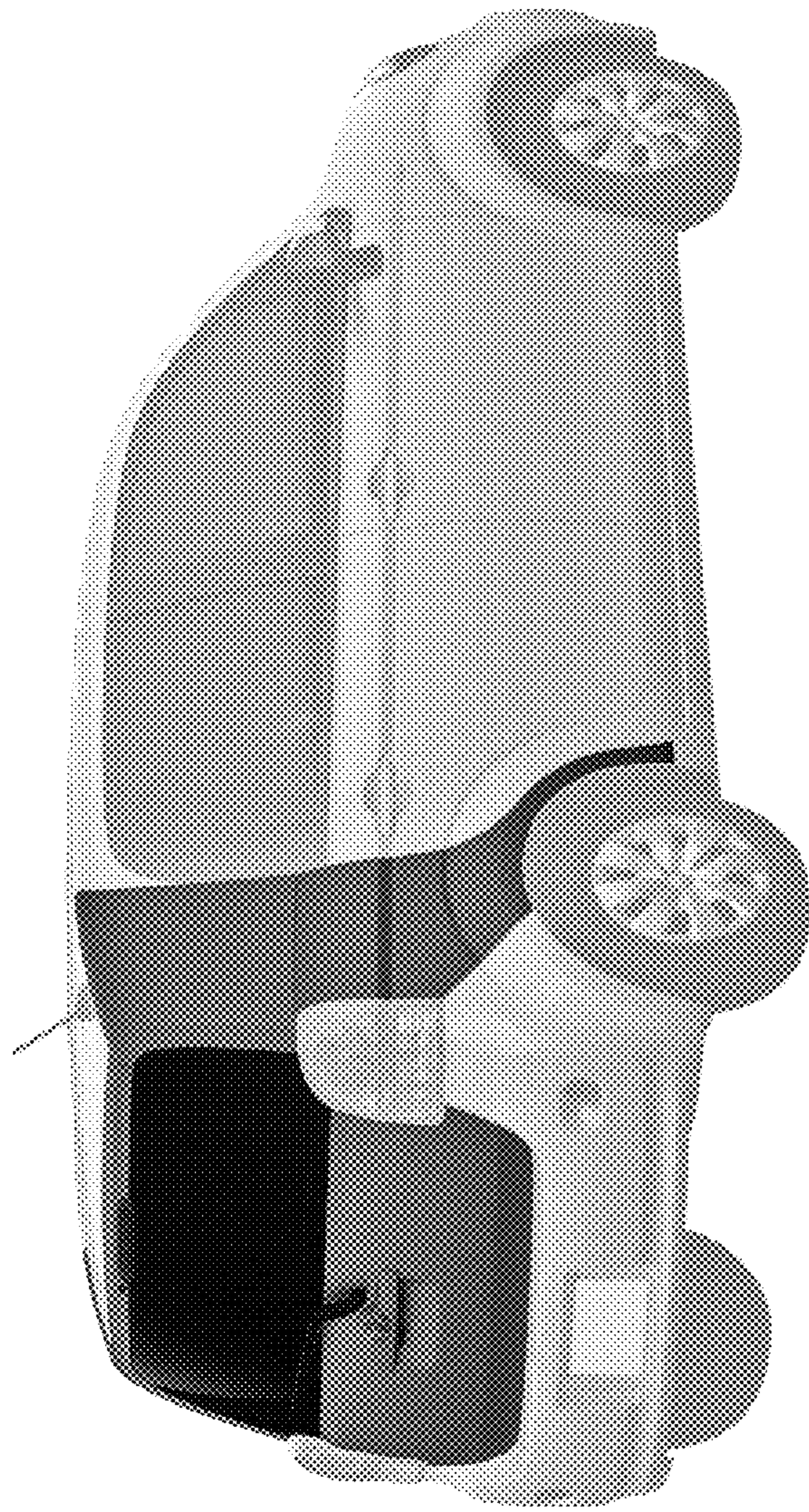


FIG. 4




FIG. 5




FIG. 6




FIG. 7




FIG. 8




FIG. 9