

US00D691535S

(12) **United States Design Patent**
Tada et al.

(10) **Patent No.:** **US D691,535 S**
(45) **Date of Patent:** **** Oct. 15, 2013**

(54) **DOORS FOR AN AUTOMOBILE**

(75) Inventors: **Hiroyuki Tada**, Nagoya (JP); **Masayuki Yamaji**, Miyoshi (JP)
(73) Assignee: **Toyota Jidosha Kabushiki Kaisha**, Toyota-shi (Aichi-ken) (JP)

(**) Term: **14 Years**

(21) Appl. No.: **29/424,044**

(22) Filed: **Jun. 7, 2012**

(30) **Foreign Application Priority Data**

Mar. 9, 2012 (JP) 2012-005396

(51) **LOC (9) Cl.** **12-16**

(52) **U.S. Cl.**
USPC **D12/196**

(58) **Field of Classification Search**
USPC D12/196, 86, 91, 92, 164, 90;
296/181.1, 181.5; 280/847-849, 851
See application file for complete search history.

(56) **References Cited**

U.S. PATENT DOCUMENTS

D654,419 S *	2/2012	Tomatsu et al.	D12/196
D655,218 S *	3/2012	Froehlich	D11/89
D658,556 S *	5/2012	Hakamata et al.	D12/196
D658,558 S	5/2012	Hakamata	
D660,216 S	5/2012	Ikuma	
D671,469 S *	11/2012	Yamada et al.	D12/196
D676,367 S *	2/2013	Yamada et al.	D12/196

OTHER PUBLICATIONS

AutoCone.com; FunCargo; Mfg.: Toyota; <http://autoc-onejp/toyota/funcargo/photo/2/> (2004).
Yunyusa no subete 2007; Kangoo; Mfg.: Renault; Publisher: San-eishobo Publishing Co., Ltd.; (May 6, 2007).

* cited by examiner

Primary Examiner — Susan M Lee

Assistant Examiner — Linda Brooks

(74) *Attorney, Agent, or Firm* — Finnegan, Henderson, Farabow, Garrett & Dunner, LLP


(57) **CLAIM**

The ornamental design for doors for an automobile, as shown and described.

DESCRIPTION

FIG. 1 is a front left perspective view of doors for an automobile showing our new design;
FIG. 2 is a rear left perspective view thereof;
FIG. 3 is a left side elevation view thereof;
FIG. 4 is right side elevation view thereof;
FIG. 5 is a front view thereof;
FIG. 6 is a rear view thereof; and,
FIG. 7 is a top plan view thereof.
The interior portion of the doors form no part of the claimed design. The portion of the automobile in light contrast is environment and forms no part of the claimed design.

1 Claim, 6 Drawing Sheets






FIG. 1




FIG. 2




FIG. 3




FIG. 4




FIG. 6




FIG. 5




FIG. 7