

US00D691529S

(12) **United States Design Patent**
Minamisawa et al.

(10) **Patent No.:** **US D691,529 S**
(45) **Date of Patent:** **** Oct. 15, 2013**

(54) **FRONT FENDER FOR MOTOR VEHICLE**

(75) Inventors: **Masanori Minamisawa**, Hiroshima (JP); **Yoshito Iwauchi**, Hiroshima (JP); **Yuji Ishimoto**, Hiroshima (JP)

(73) Assignee: **Mazda Motor Corporation**, Hiroshima (JP)

(**) Term: **14 Years**

(21) Appl. No.: **29/415,932**

(22) Filed: **Mar. 15, 2012**

(30) **Foreign Application Priority Data**

Oct. 18, 2011 (JP) D2011-023814

(51) **LOC (9) Cl.** **12-16**

(52) **U.S. Cl.**
USPC **D12/184**

(58) **Field of Classification Search**
USPC D12/184, 196, 90-92, 181; 280/152.1, 280/847-849, 851; 296/181.1, 181.5
See application file for complete search history.

(56) **References Cited**

U.S. PATENT DOCUMENTS

D607,798 S * 1/2010 Weil D12/184
D620,407 S * 7/2010 Froehlich D12/184

D629,344 S * 12/2010 Komuro D12/181
D659,616 S * 5/2012 Matsumoto et al. D12/184
D669,829 S * 10/2012 Iwao et al. D12/184
D671,871 S * 12/2012 Ohkoshi D12/184
D672,295 S * 12/2012 Yamada et al. D12/184

FOREIGN PATENT DOCUMENTS

JP 1285352 A 11/2006

* cited by examiner

Primary Examiner — Melody Brown

(74) *Attorney, Agent, or Firm* — Studebaker & Brackett PC

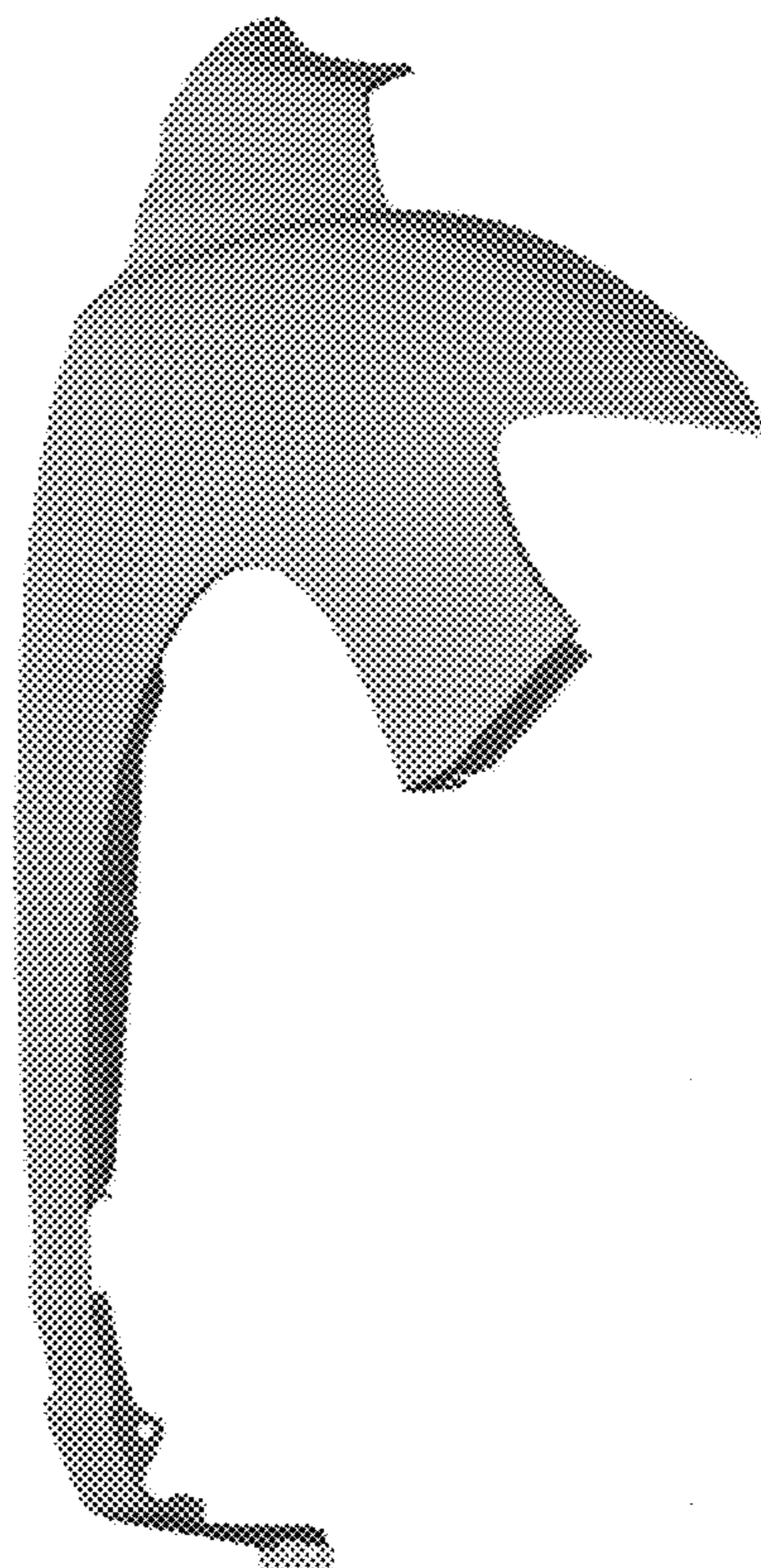
(57) **CLAIM**

The ornamental design for a front fender for motor vehicle, as shown and described.

DESCRIPTION

FIG. 1 is a front perspective view of a front fender for motor vehicle;
FIG. 2 is another perspective view thereof;
FIG. 3 is a front view thereof;
FIG. 4 is a rear view thereof;
FIG. 5 is a left side view thereof;
FIG. 6 is a right side view thereof;
FIG. 7 is a top view thereof; and,
FIG. 8 is a bottom view thereof.

1 Claim, 3 Drawing Sheets



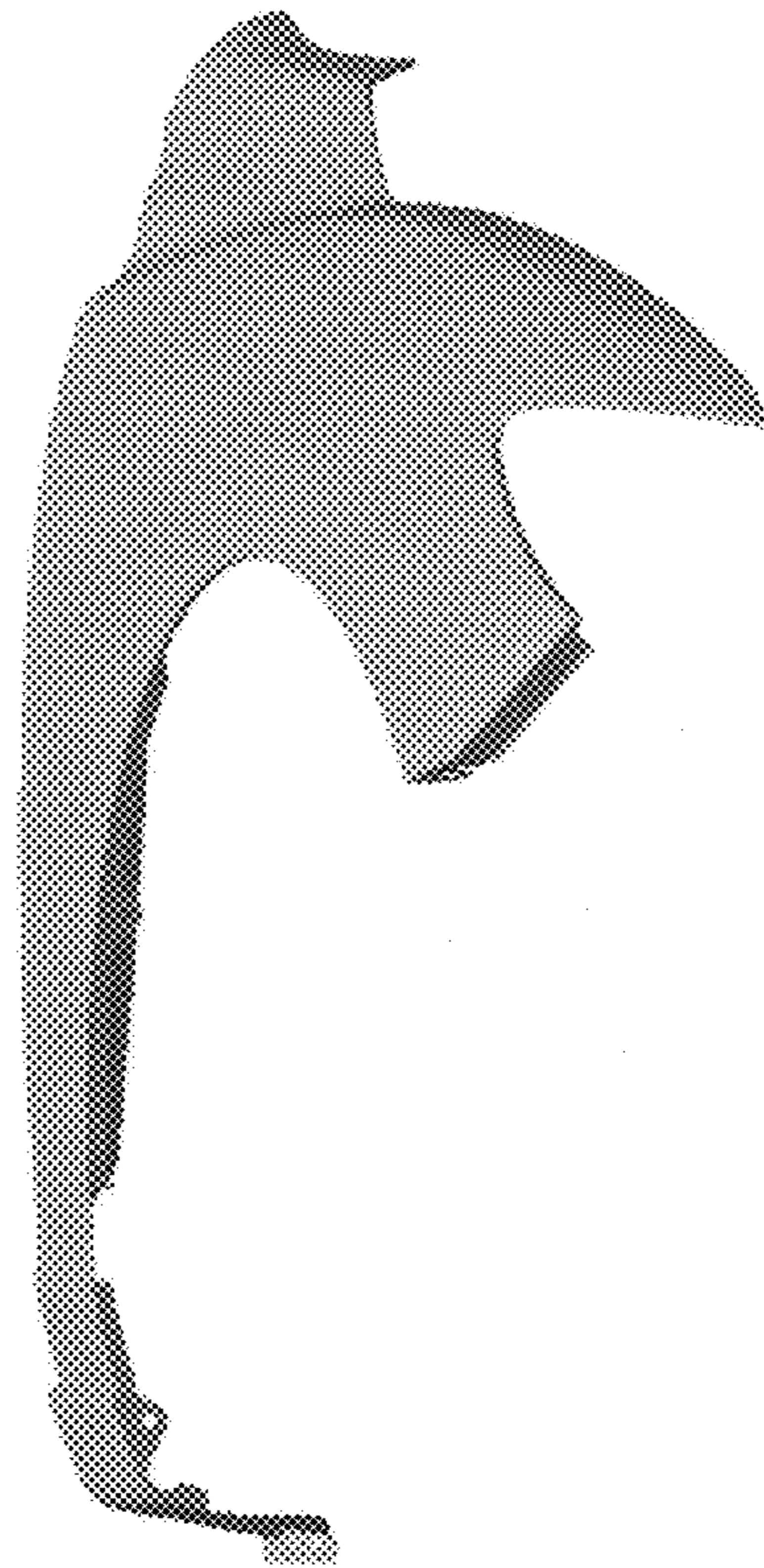


FIG. 1




FIG. 2




FIG.3

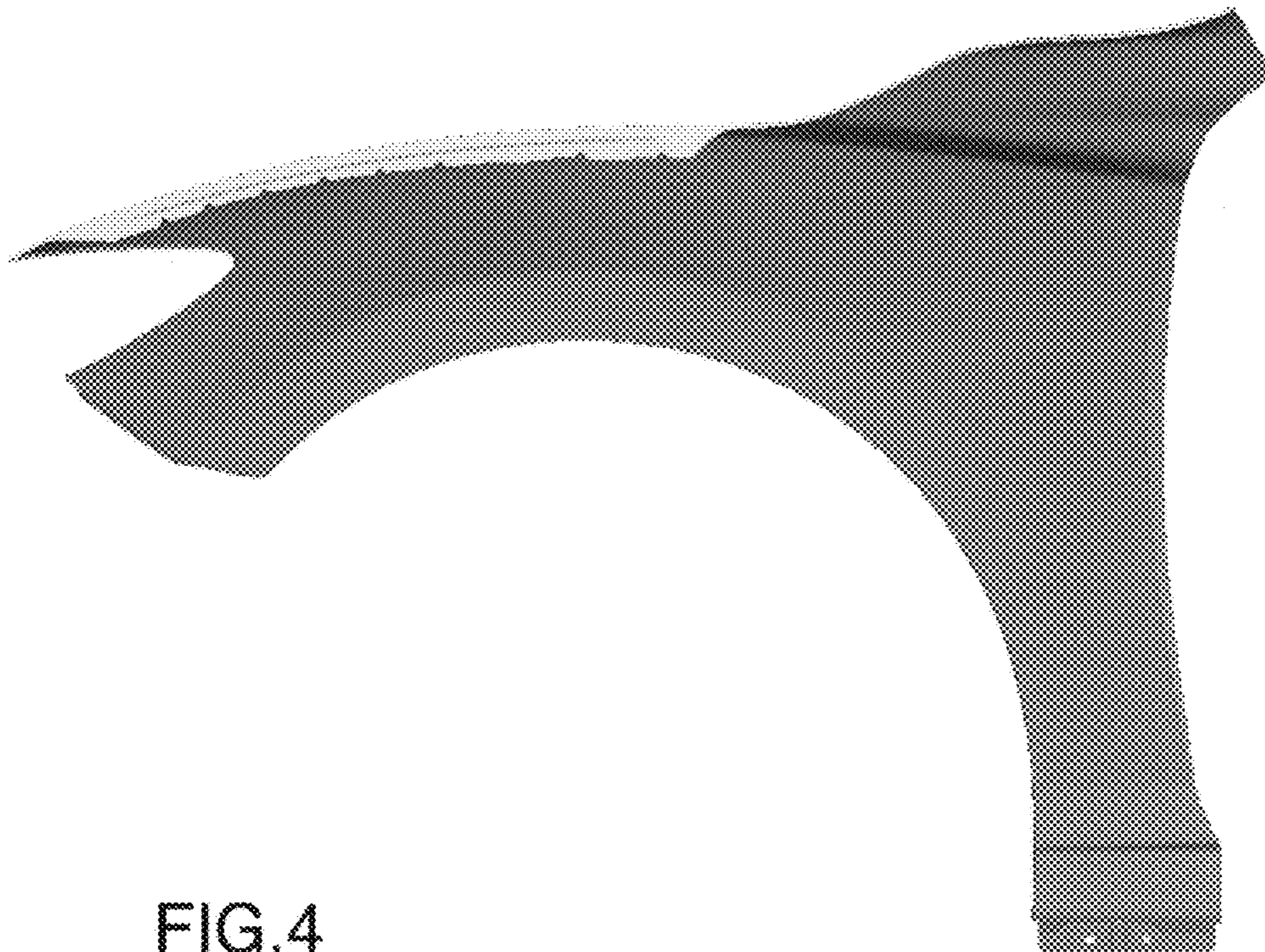


FIG.4




FIG. 5




FIG. 6

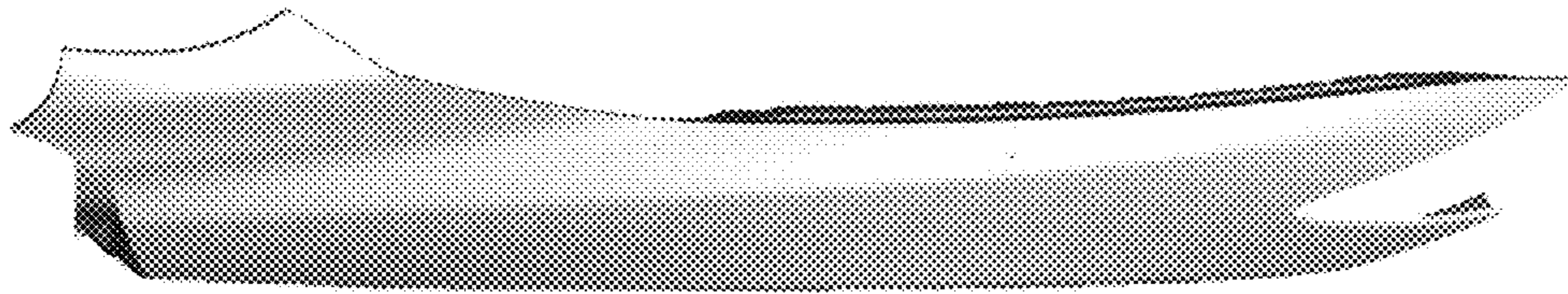


FIG. 7




FIG. 8