

US00D691527S

(12) **United States Design Patent**
Thorpe

(10) **Patent No.:** **US D691,527 S**
(45) **Date of Patent:** **** Oct. 15, 2013**

- (54) **BICYCLE HANDLEBAR**
- (76) Inventor: **Richard Thorpe**, Surbiton (GB)
- (**) Term: **14 Years**
- (21) Appl. No.: **29/409,576**
- (22) Filed: **Dec. 26, 2011**
- (30) **Foreign Application Priority Data**
 - Jun. 28, 2011 (GB) 4020539
- (51) **LOC (9) Cl.** **12-11**
- (52) **U.S. Cl.**
 - USPC **D12/178**
- (58) **Field of Classification Search**
 - USPC D12/178, 111, 117; 280/274-280,
280/281.1, 283-288, 288.1-288.4, 263;
74/551.1-551.8
 - See application file for complete search history.
- (56) **References Cited**
 - U.S. PATENT DOCUMENTS**
 - 4,829,847 A * 5/1989 Modolo 74/551.1
 - 5,024,119 A * 6/1991 Linden 74/551.1

5,083,476 A *	1/1992	Borromeo	74/551.1
5,197,350 A *	3/1993	Borromeo	74/551.8
D345,955 S *	4/1994	Jeshurun et al.	D12/178
D346,145 S *	4/1994	Jeshurun et al.	D12/178
D346,574 S *	5/1994	Jeshurun et al.	D12/178
D347,613 S *	6/1994	Jeshurun et al.	D12/178
D422,543 S *	4/2000	Tamaribuchi	D12/178
D612,307 S *	3/2010	Lujan	D12/178

* cited by examiner

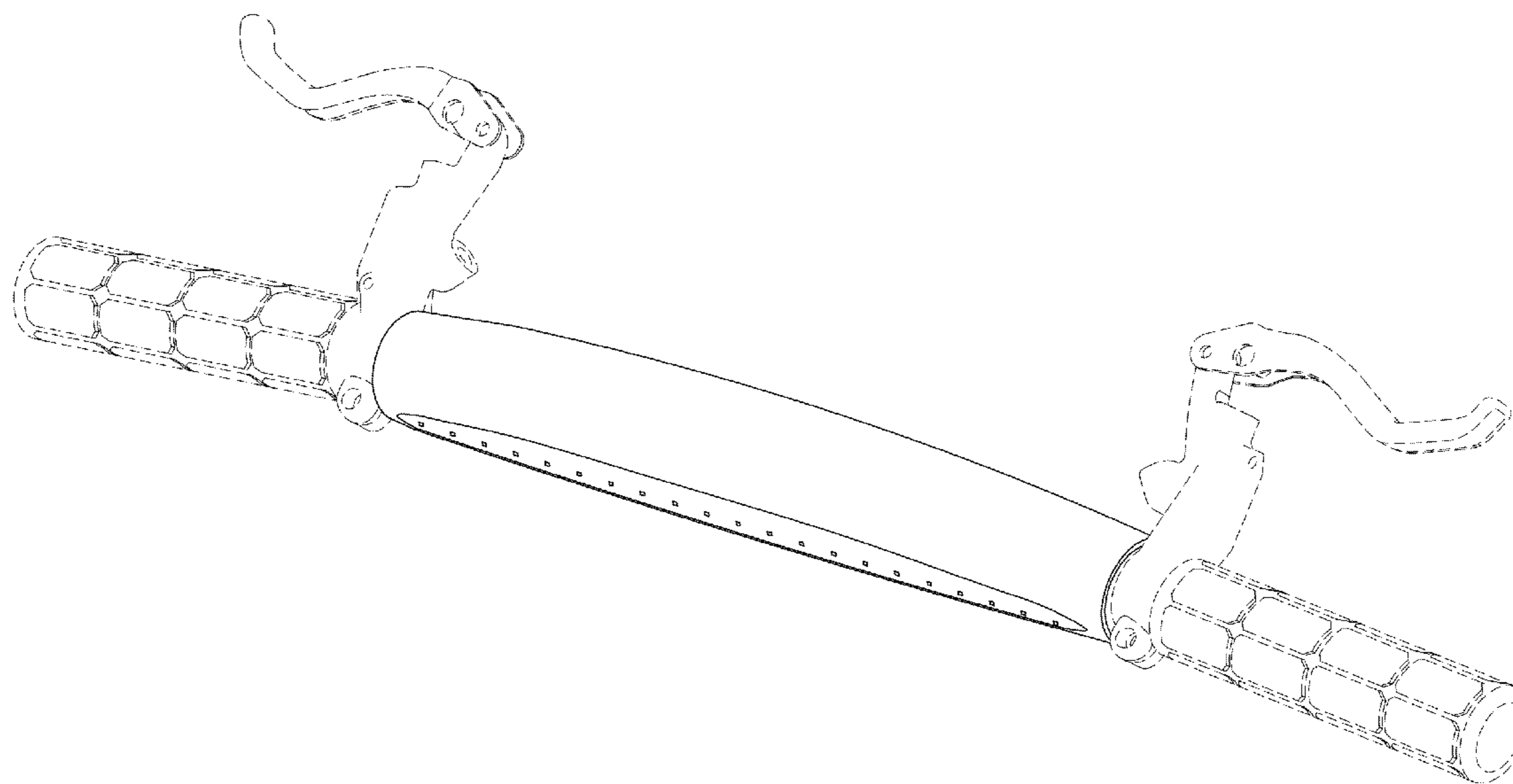
Primary Examiner — Susan M Lee
Assistant Examiner — Linda Brooks

(57) **CLAIM**
The ornamental design for a bicycle handlebar, as shown and described.

DESCRIPTION

FIG. 1 is a top view of a bicycle handlebar showing my new design;
FIG. 2 is a bottom view thereof;
FIG. 3 is a perspective view thereof; and,
FIG. 4 is a sectional view thereof taken along line 4-4 in FIG. 1.
The broken lines illustrate environmental structure that forms no part of the claimed design.

1 Claim, 4 Drawing Sheets



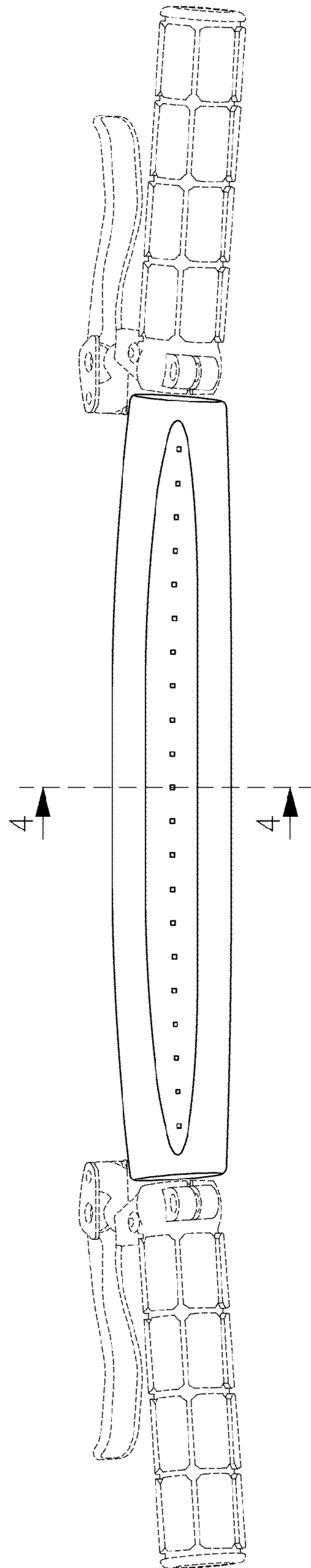


FIG. 1

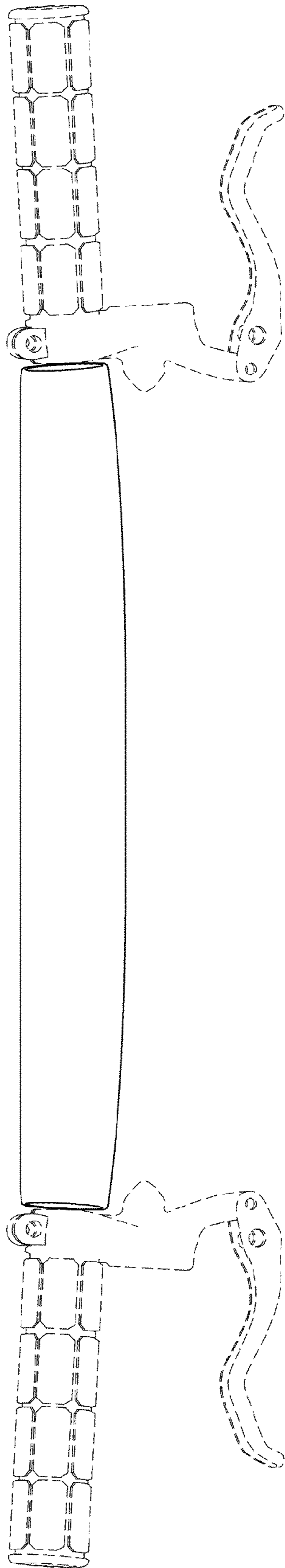


FIG. 2

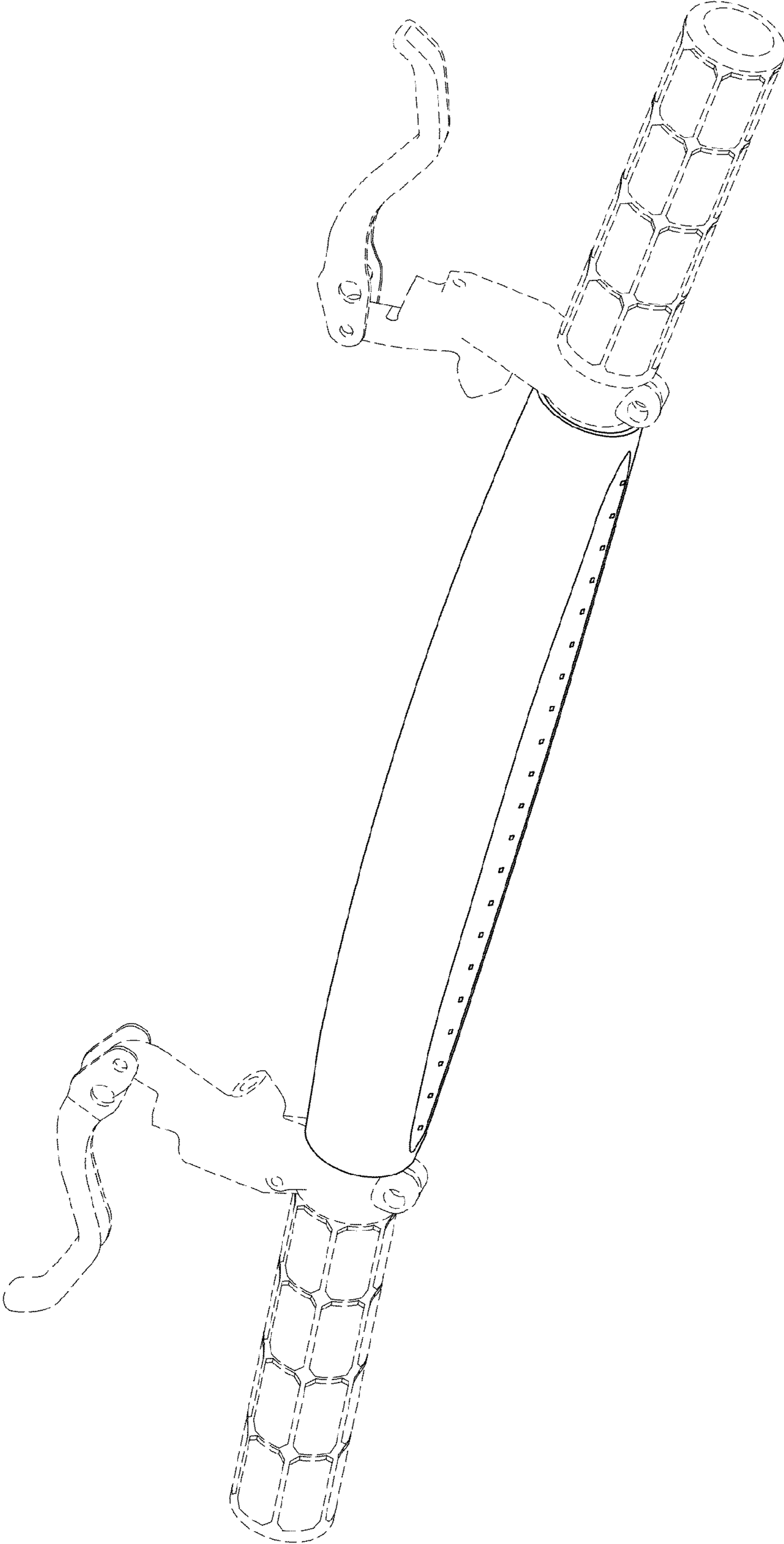


FIG. 3

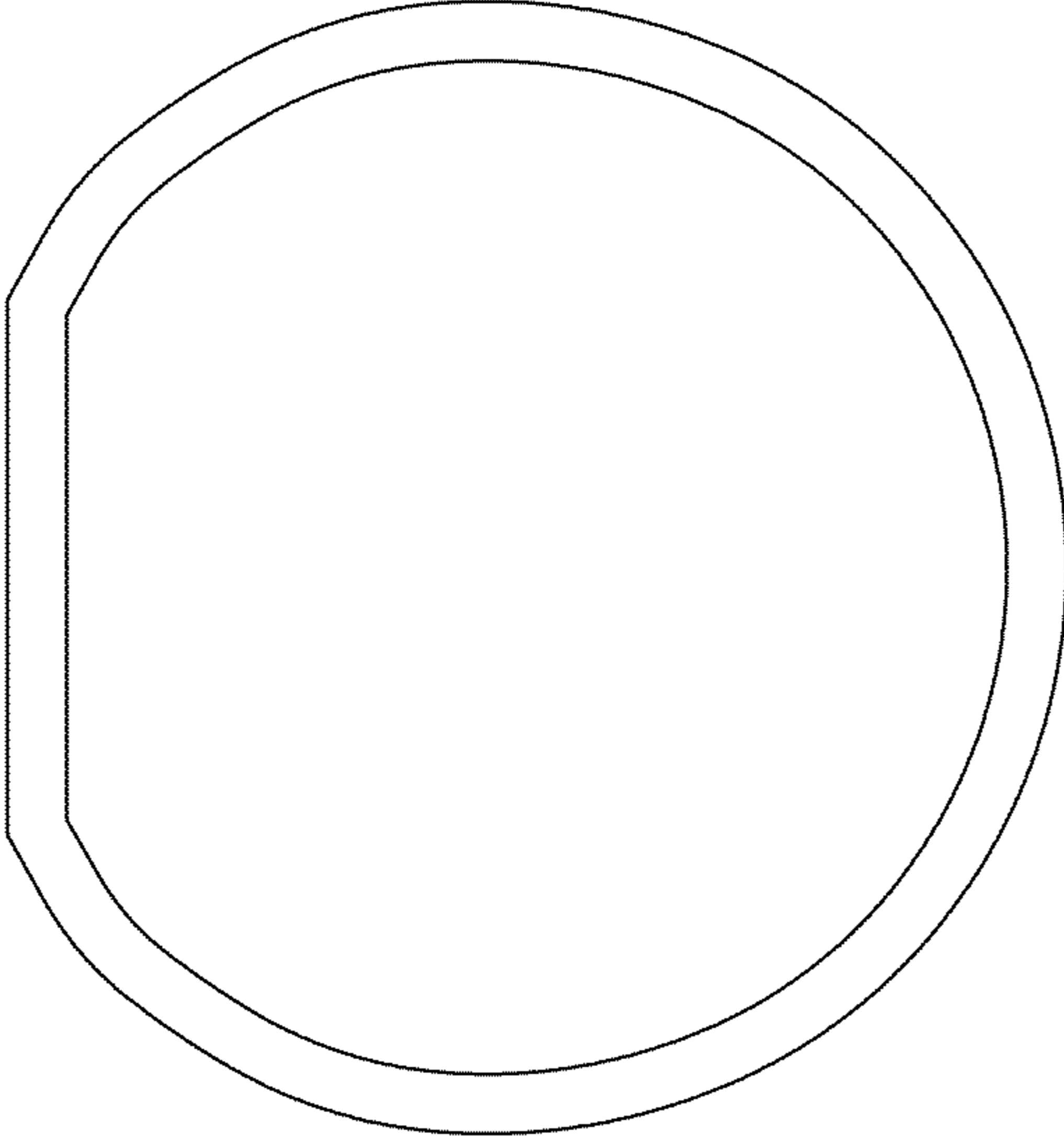


FIG. 4