

US00D691516S

(12) **United States Design Patent**
Dockeray

(10) **Patent No.:** **US D691,516 S**

(45) **Date of Patent:** **** Oct. 15, 2013**

(54) **VEHICLE**

(75) Inventor: **Rebecca Dockeray**, Coventry (GB)

(73) Assignee: **Land Rover** (GB)

(**) Term: **14 Years**

(21) Appl. No.: **29/430,533**

(22) Filed: **Aug. 27, 2012**

Primary Examiner — Philip S Hyder

Assistant Examiner — Darlington Ly

(74) *Attorney, Agent, or Firm* — Rader, Fishman & Grauer PLLC

(30) **Foreign Application Priority Data**

Feb. 27, 2012 (EM) 001998824

(51) **LOC (9) Cl.** **12-08**

(52) **U.S. Cl.**
USPC **D12/91**

(58) **Field of Classification Search**
USPC D12/86, 88, 90, 91, 92; D21/424, 433,
D21/434; 296/181.1, 181.5
See application file for complete search history.

(56) **References Cited**

U.S. PATENT DOCUMENTS

| | | | | |
|--------------|---------|------------------|-------|--------|
| D157,351 S * | 2/1950 | De Smet | | D12/91 |
| D371,526 S * | 7/1996 | Verduyn et al. | | D12/86 |
| D419,919 S * | 2/2000 | McGovern | | D12/91 |
| D531,087 S * | 10/2006 | Newton | | D12/91 |
| D551,595 S * | 9/2007 | Newton | | D12/91 |
| D589,845 S * | 4/2009 | Shamenkov et al. | | D12/92 |
| D605,084 S * | 12/2009 | Szavits | | D12/91 |
| D610,039 S * | 2/2010 | Koide et al. | | D12/90 |
| D626,455 S * | 11/2010 | Syring | | D12/92 |

(Continued)

OTHER PUBLICATIONS

Land Rover Range Rover Evoque convertible concept is a good thing gone bad . AutoBlog. Mar. 6, 2012 [online], [retrieved on Apr. 18, 2013]. Retrieved from the Internet <URL: <http://www.autoblog.com/2012/03/06/land-rover-range-rover-evoque-convertible-concept-is-a-good-thin/>>.*

Range Rover Evoque Convertible Concept to be Revealed at the 2012 Geneva Motor Show. Feb. 24, 2012 [online], [retrieved on Apr. 18, 2013]. Retrieved from the Internet <URL: <http://www.interactivelandrover.com/rreconvertible/DisplayRelease.php?itemID=421>>.*

(Continued)

(57) **CLAIM**

The ornamental design for a vehicle, as shown and described.

DESCRIPTION

FIG. 1 is a front, left side, perspective view of the vehicle; FIG. 2 is a front, left side, perspective view thereof, wherein the convertible top is stowed and the side windows are rolled down;

FIG. 3 is a rear, left side, perspective view thereof, wherein the convertible top is raised and the side windows are rolled up;

FIG. 4 is a rear, left side, perspective view thereof, wherein the convertible top is stowed and the side windows are rolled down;

FIG. 5 is a rear, top, right side, perspective view thereof, wherein the convertible top is stowed and the side windows are rolled down;

FIG. 6 is a left side view thereof, wherein the convertible top is raised and the side windows are rolled up;

FIG. 7 is a right side view thereof, wherein the convertible top is raised and the side windows are rolled up;

FIG. 8 is a left side view thereof, wherein the convertible top is stowed and the side windows are rolled down;



FIG. 9 is a right side view thereof, wherein the convertible top is stowed and the side windows are rolled down;

FIG. 10 is a top view thereof, wherein the convertible top is raised and the side windows are rolled up; and,

FIG. 11 is a top view thereof, wherein the convertible top is stowed and the side windows are rolled down.

The even broken lines shown in the drawings illustrate portions of the vehicle that forms no part of claimed design.

1 Claim, 11 Drawing Sheets



US D691,516 S

Page 2

(56)

References Cited

U.S. PATENT DOCUMENTS

| | | | |
|--------------|---------|----------------------|--------|
| D631,397 S * | 1/2011 | Clottu | D12/91 |
| D664,894 S * | 8/2012 | Huet | D12/91 |
| D676,787 S * | 2/2013 | Frenkler et al. | D12/91 |
| D626,601 S * | 11/2010 | Syring | 1/1 |

* cited by examiner




FIG. 1

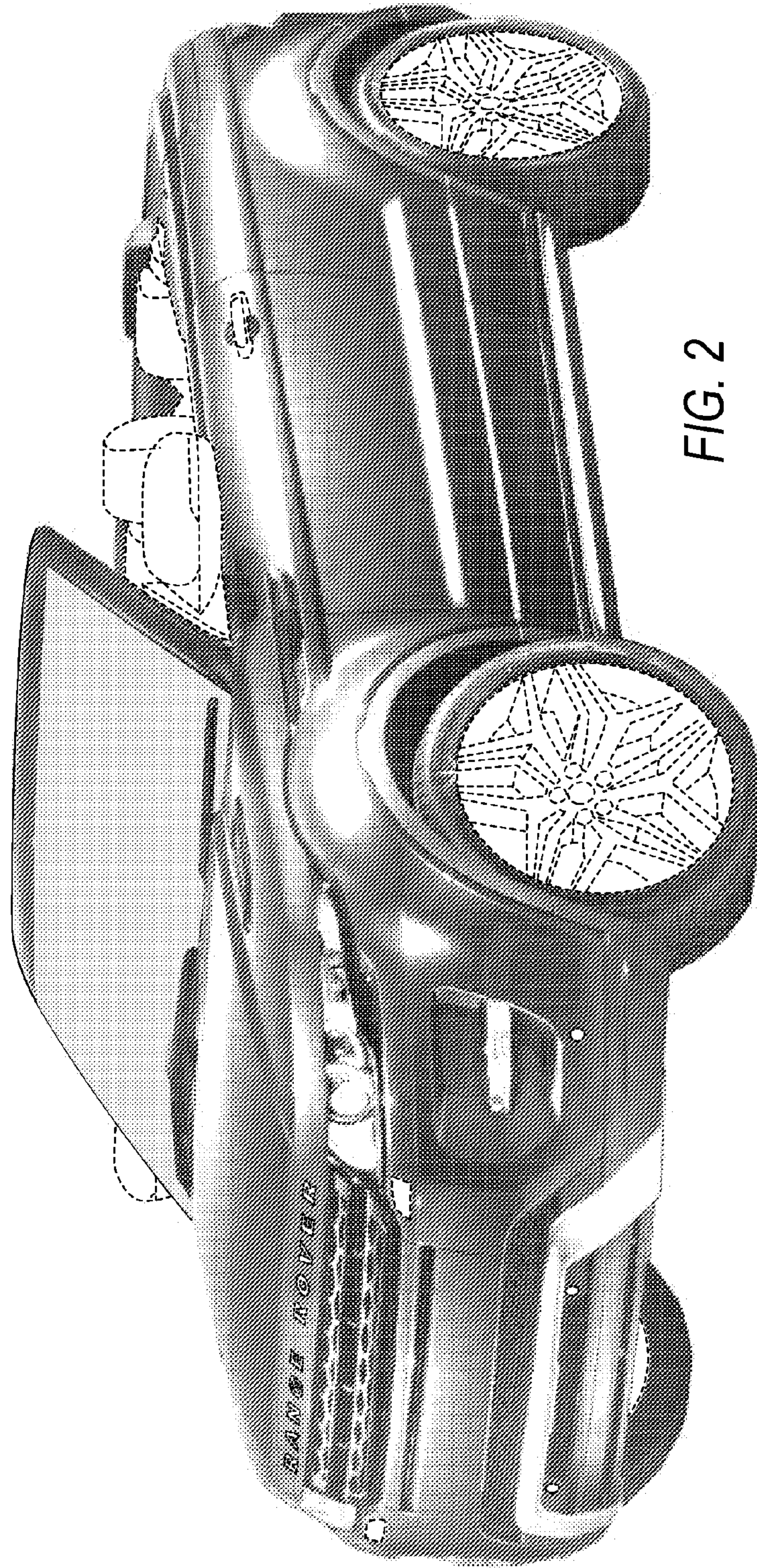


FIG. 2




FIG. 3

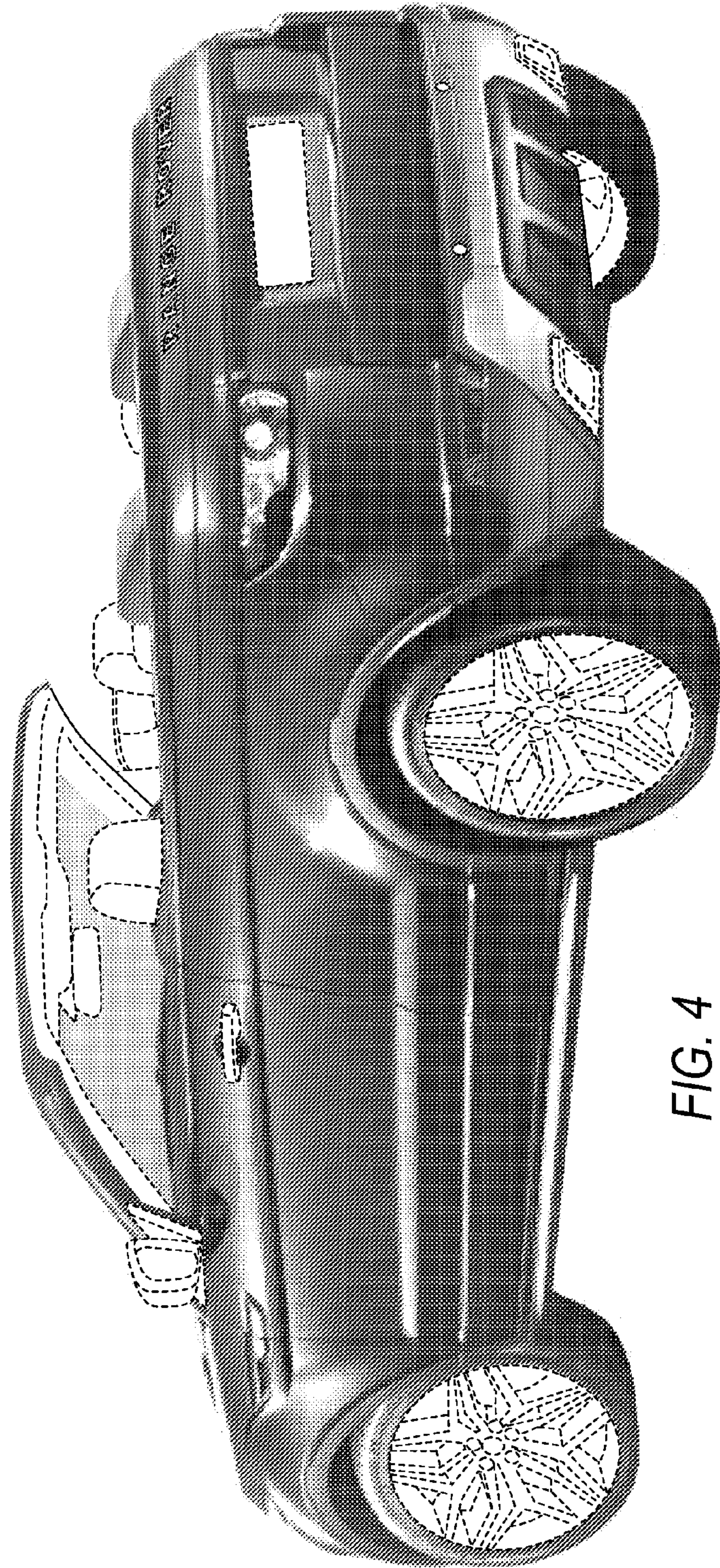


FIG. 4

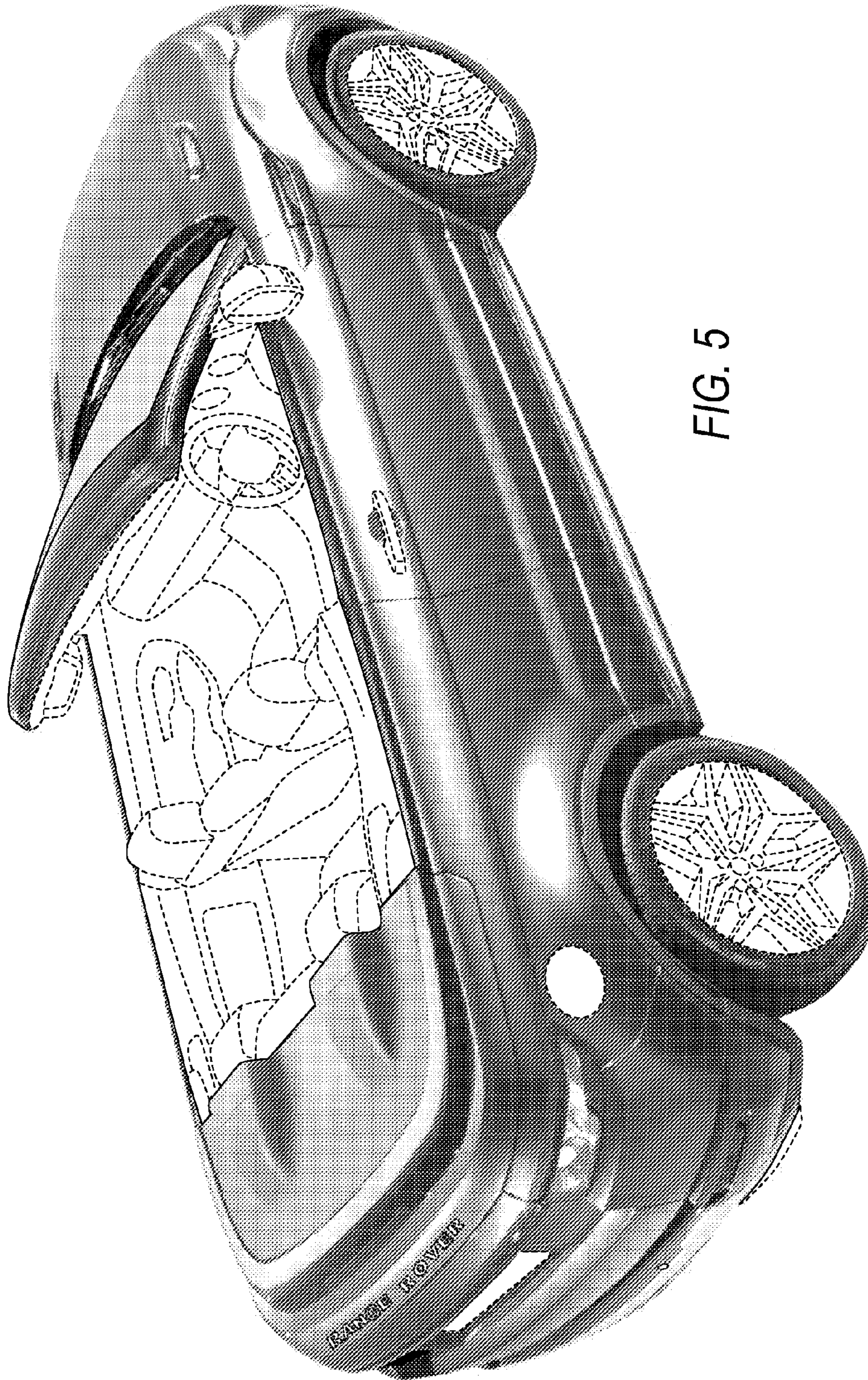


FIG. 5




FIG. 6




FIG. 7

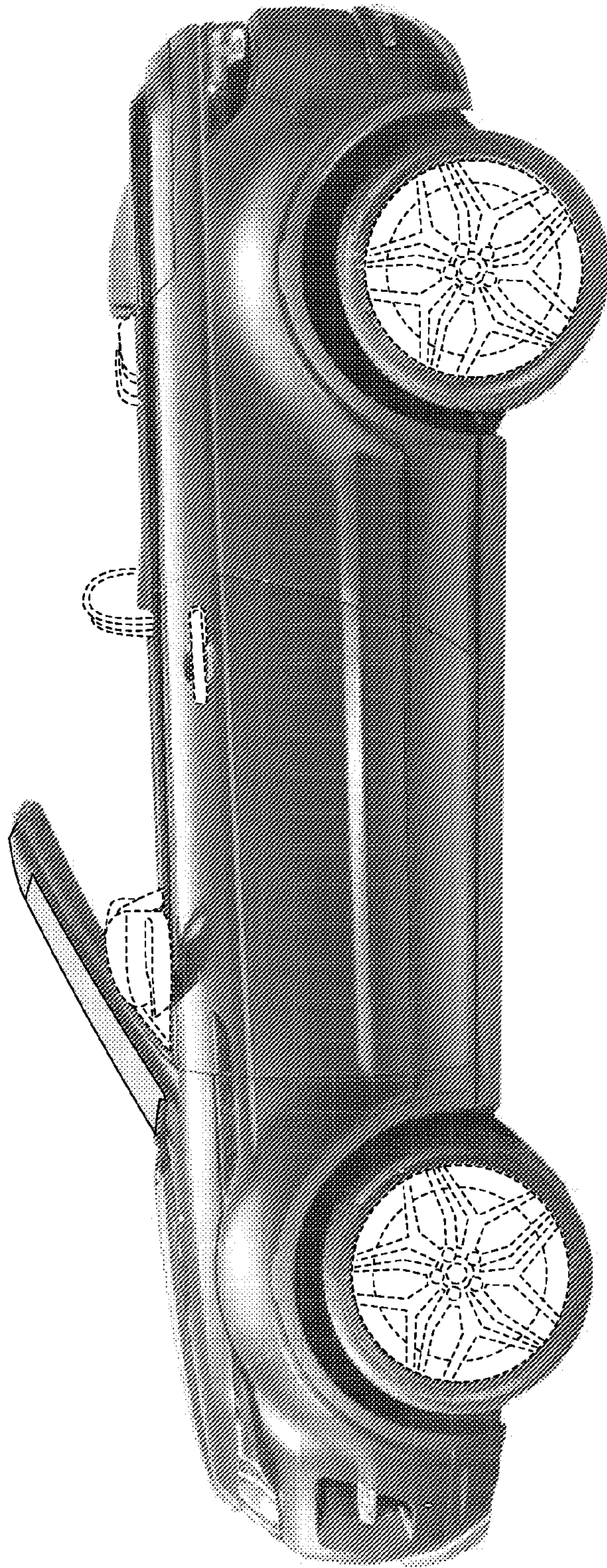


FIG. 8

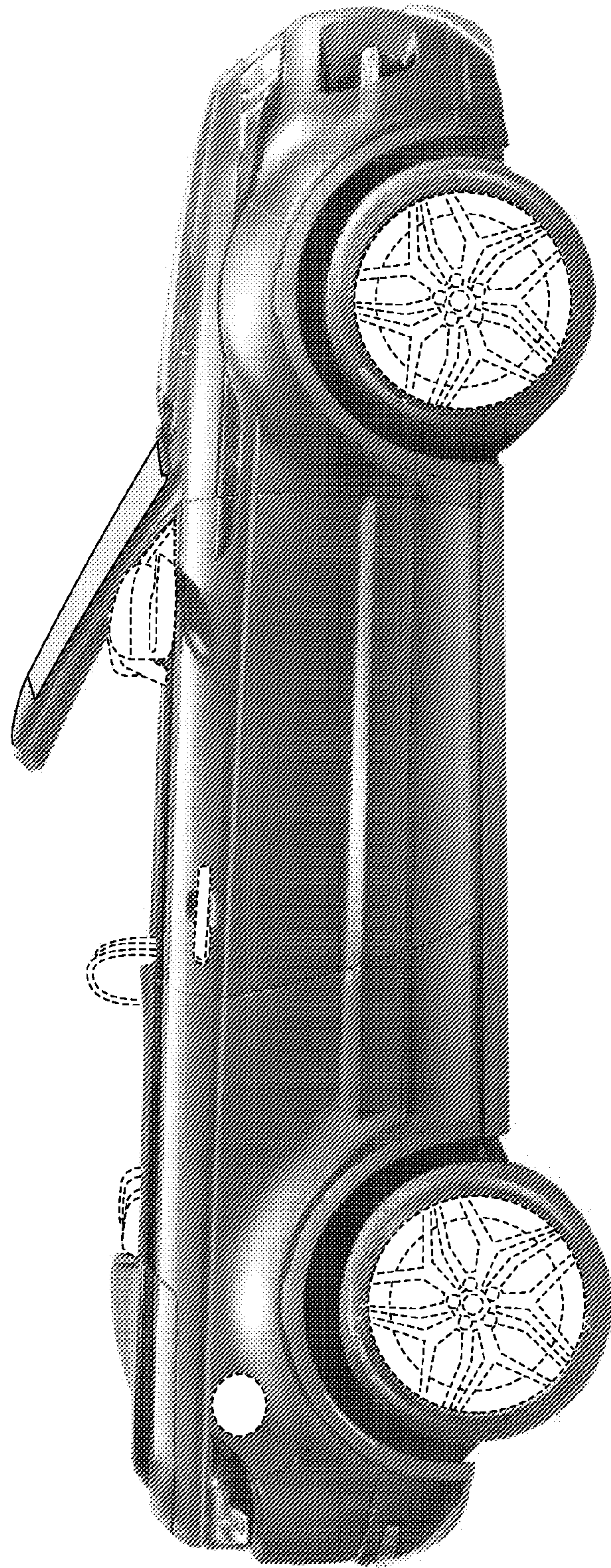


FIG. 9

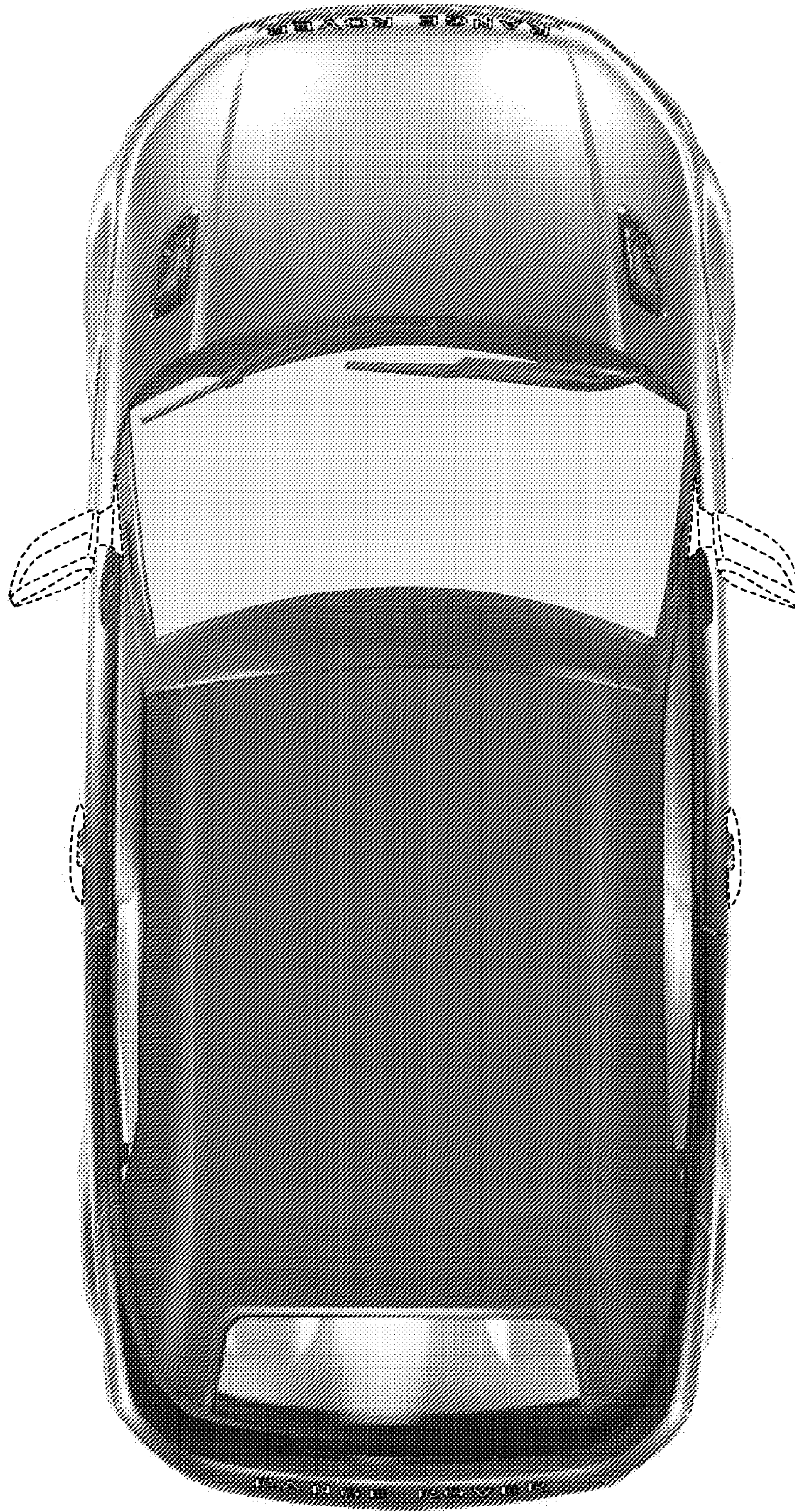


FIG. 10

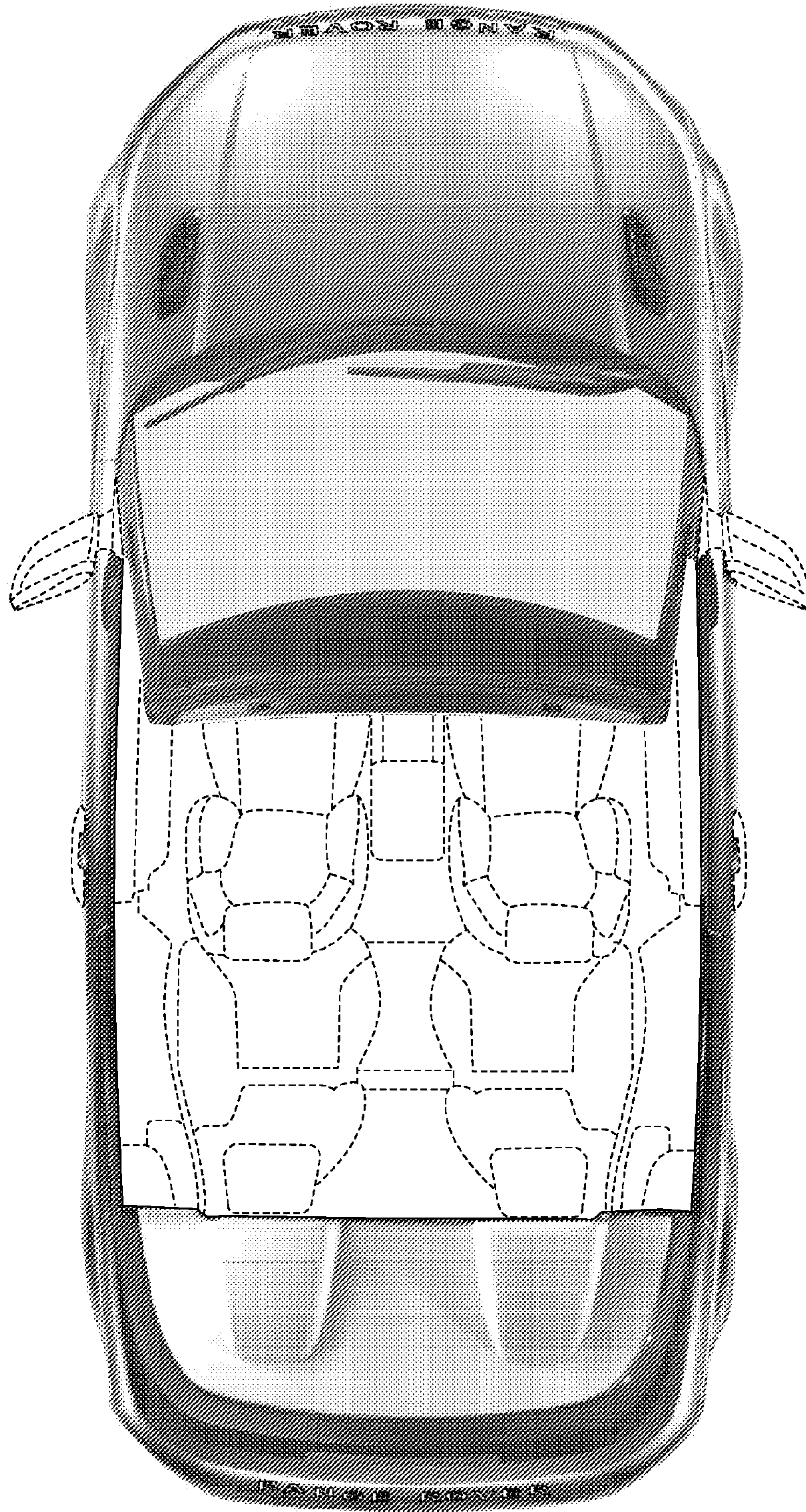


FIG. 11