



US00D691515S

(12) **United States Design Patent**  
**Tada et al.**

(10) **Patent No.:** **US D691,515 S**  
(45) **Date of Patent:** **\*\* Oct. 15, 2013**

(54) **PORTION OF AN AUTOMOBILE**

(75) Inventors: **Hiroyuki Tada**, Nagoya (JP); **Masayuki Yamaji**, Miyoshi (JP)

(73) Assignee: **Toyota Jidosha Kabushiki Kaisha**,  
Toyota-shi (Aichi-ken) (JP)

(\*\*) Term: **14 Years**

(21) Appl. No.: **29/424,051**

(22) Filed: **Jun. 7, 2012**

(30) **Foreign Application Priority Data**

Mar. 9, 2012 (JP) ..... 2012-005398

(51) **LOC (9) Cl.** ..... **12-16**

(52) **U.S. Cl.**  
USPC ..... **D12/91**

(58) **Field of Classification Search**  
USPC ..... D12/86, 91, 92, 90; D21/424, 433, 434;  
296/181.1, 181.5

See application file for complete search history.

(56) **References Cited**

**U.S. PATENT DOCUMENTS**

D477,249 S *	7/2003	Ikuma	.....	D12/90
D526,934 S *	8/2006	Fujiwara et al.	.....	D12/90
D556,662 S *	12/2007	Murkett	.....	D12/196
D563,832 S *	3/2008	Suga et al.	.....	D12/90
D578,438 S *	10/2008	Suzuki et al.	.....	D12/91
D631,399 S *	1/2011	Ito	.....	D12/91
D644,583 S *	9/2011	Kubo et al.	.....	D12/196

**OTHER PUBLICATIONS**

AutoCone.com; FunCargo; Mfg.: Toyota; <http://autoc-onejp/toyota/funcargo/photo/2/> (2004).

Yunyusa no subete 2007; Kangoo; Mfg.: Renault; Publisher: San-eishobo Publishing Co., Ltd.; (May 6, 2007).

\* cited by examiner

*Primary Examiner* — Susan M Lee

*Assistant Examiner* — Linda Brooks

(74) *Attorney, Agent, or Firm* — Finnegan, Henderson, Farabow, Garrett & Dunner, LLP

(57) **CLAIM**


The ornamental design for a portion of an automobile, as shown and described.


**DESCRIPTION**

FIG. 1 is a front right perspective view of the portion of an automobile showing our new design;  
FIG. 2 is a rear right perspective view thereof;  
FIG. 3 is a front left perspective view thereof;  
FIG. 4 is a rear left perspective view thereof;  
FIG. 5 is a front view thereof;  
FIG. 6 is a rear view thereof;  
FIG. 7 is a right side elevation view thereof;  
FIG. 8 is a left side elevation view thereof; and,  
FIG. 9 is a top plan view thereof.


The bottom view forms no part of the claimed design. The portions of the automobile in light contrast are environment and form no part of the claimed design.

**1 Claim, 8 Drawing Sheets**

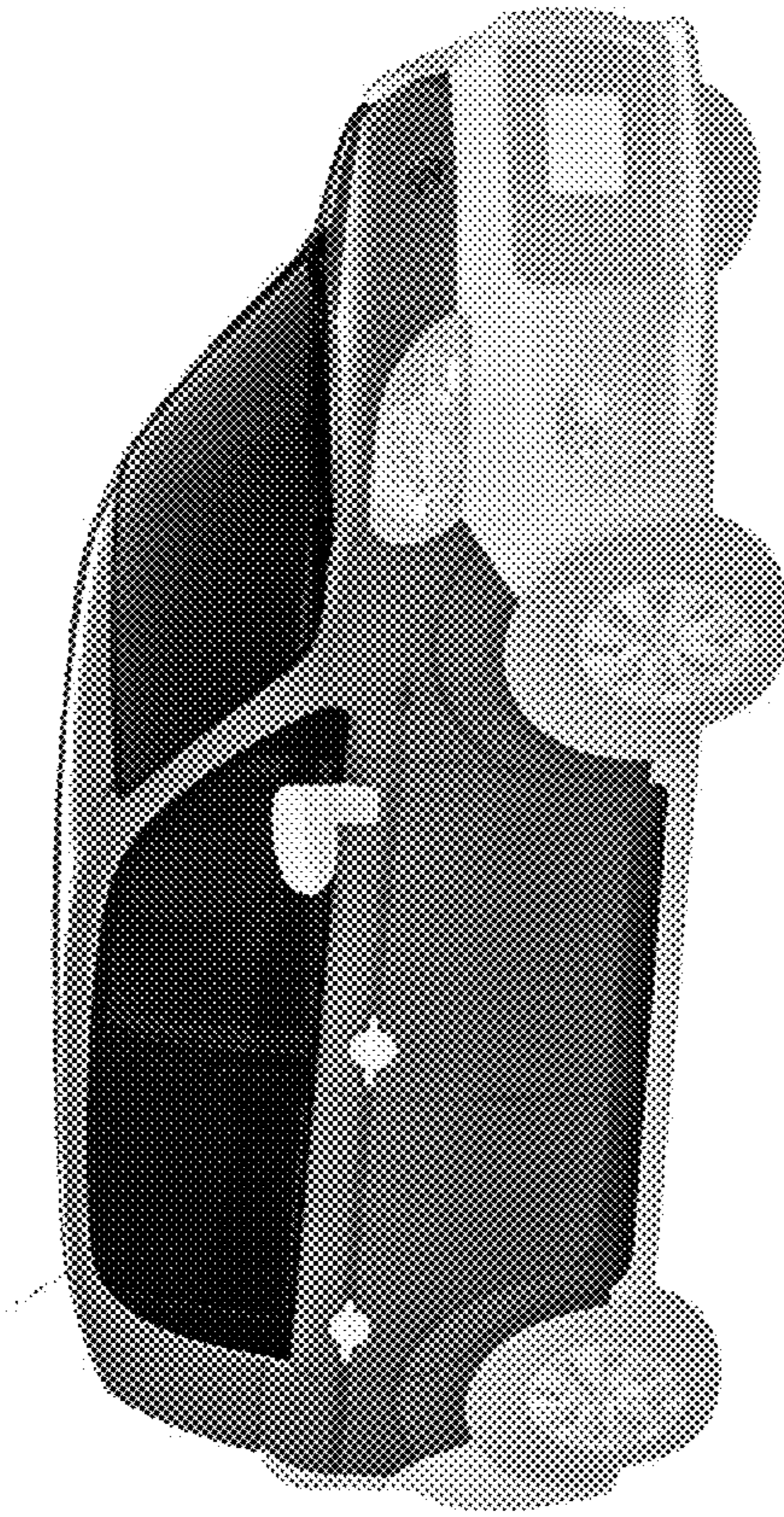





**FIG. 1**




**FIG. 2**




**FIG. 3**




**FIG. 4**




**FIG. 5**



**FIG. 6**




**FIG. 7**



**FIG. 8**





**FIG. 9**