



US00D691483S

(12) **United States Design Patent**
Fitts et al.

(10) **Patent No.:** **US D691,483 S**
(45) **Date of Patent:** **** Oct. 15, 2013**

(54) **BOTTLE**

(75) Inventors: **Shawn Fitts**, San Antonio, TX (US);
Lindsey Naumann, San Antonio, TX
(US); **Marvin J. Hetzel**, San Antonio,
TX (US); **Bonny Akers**, San Antonio,
TX (US)

(73) Assignee: **HEB Grocery Company, L.P.**, San
Antonio, TX (US)

(**) Term: **14 Years**

(21) Appl. No.: **29/407,355**

(22) Filed: **Nov. 28, 2011**

(51) **LOC (9) Cl.** **09-01**

(52) **U.S. Cl.**
USPC **D9/550**; D9/520; D9/551; D9/558

(58) **Field of Classification Search**
USPC D9/500, 502–505, 516, 537–540,
D9/549, 558, 763–764, 772, 520, 550–551,
D9/562, 564; 215/379, 381–384; 220/660,
220/662, 669–673, 675

See application file for complete search history.

(56) **References Cited**

U.S. PATENT DOCUMENTS

D114,763 S *	5/1939	Meyer	D9/554
D329,019 S *	9/1992	Olds et al.	D9/551
D363,026 S *	10/1995	Sillince et al.	D9/500
D364,347 S *	11/1995	Sillince et al.	D9/500
D374,176 S *	10/1996	Sillince et al.	D9/719
D477,533 S	7/2003	Kornick et al.		
D477,534 S	7/2003	Kornick et al.		
D477,538 S	7/2003	Kornick et al.		

D484,415 S *	12/2003	Hadtke et al.	D9/502
D489,983 S	5/2004	Futral et al.		
D489,984 S	5/2004	Futral et al.		
D497,310 S	10/2004	Kratko		
D503,619 S	4/2005	Jackson et al.		
D519,780 S *	5/2006	Lai	D7/396.4
D525,870 S	8/2006	Allen et al.		
D528,000 S	9/2006	Davis et al.		
D543,462 S *	5/2007	Pedmo et al.	D9/520
D572,590 S	7/2008	Coulis et al.		
D581,274 S	11/2008	Xanthos		
D609,570 S	2/2010	Suchenski et al.		
D626,840 S	11/2010	Hall		
D639,165 S	6/2011	Dingenouts		
D639,659 S	6/2011	Biondich et al.		
D651,901 S *	1/2012	Miller et al.	D9/516

* cited by examiner

Primary Examiner — Terry Wallace

Assistant Examiner — Dana L Meyrow

(74) *Attorney, Agent, or Firm* — Vinson & Elkins LLP

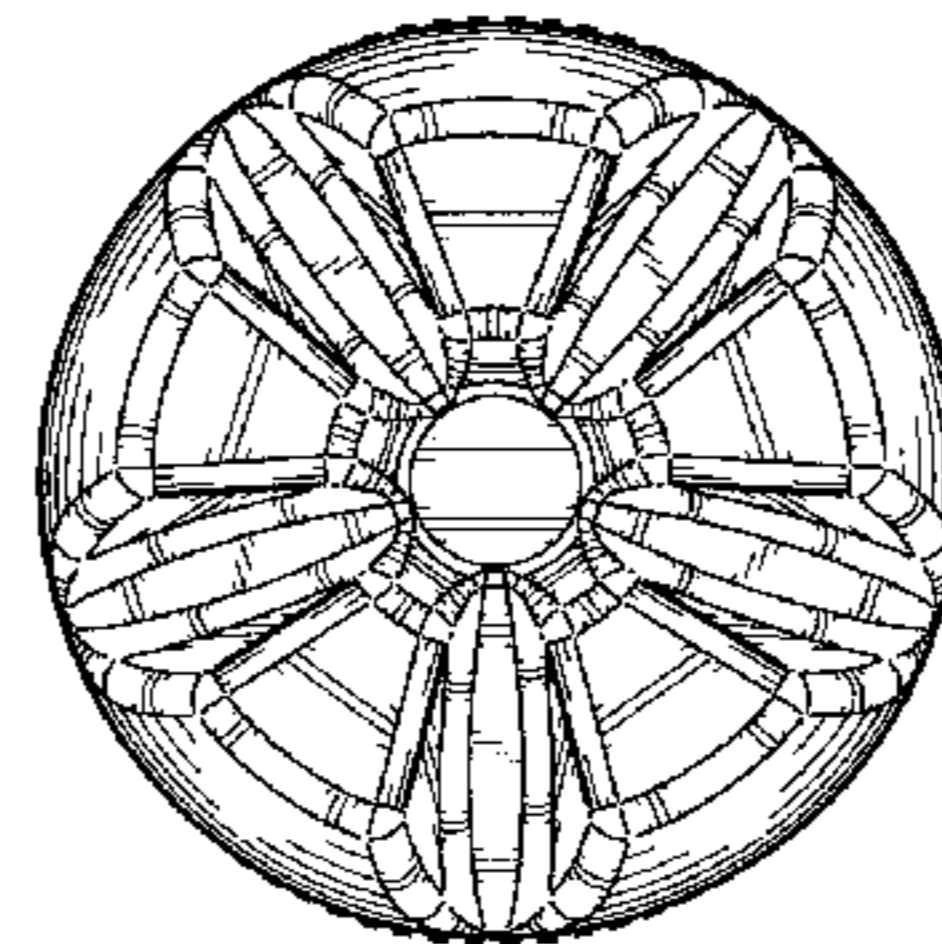
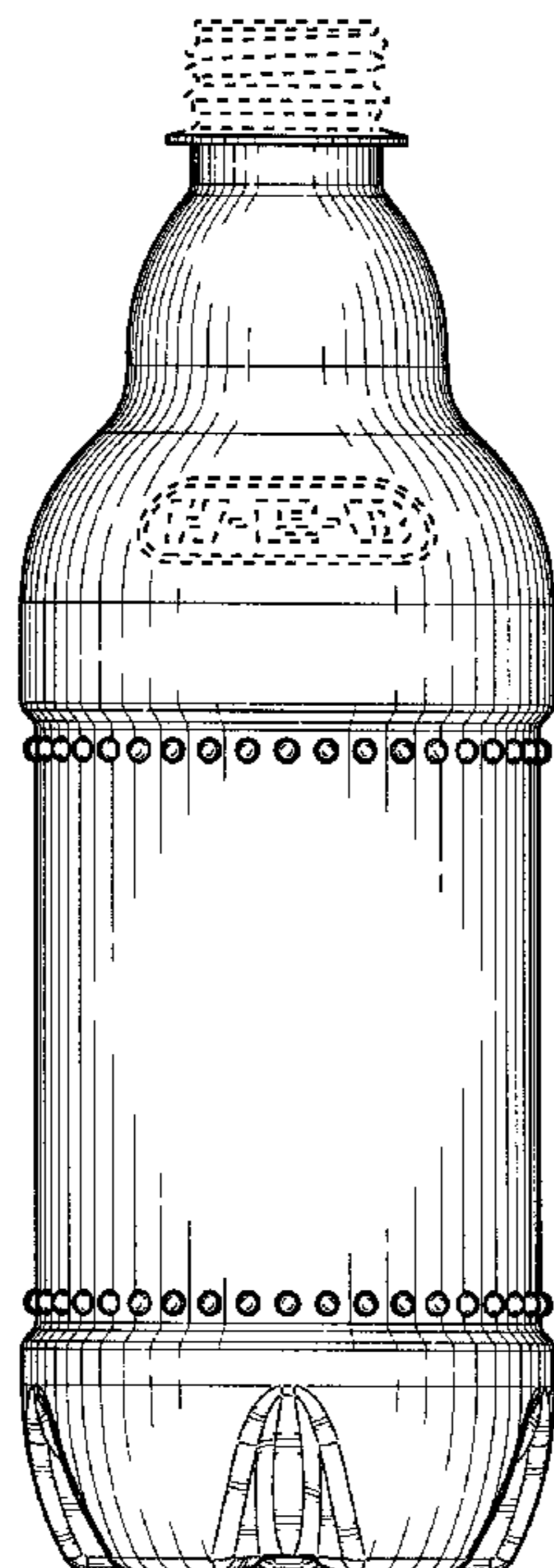
(57) **CLAIM**

We claim the ornamental design for a bottle, as shown.

DESCRIPTION

FIG. 1 is a perspective view of our bottle design.
FIG. 2 is a front elevation view of our bottle design.
FIG. 3 is a rear elevation view of our bottle design.
FIG. 4 is a left side view of our bottle design.
FIG. 5 is a right side view of our bottle design.
FIG. 6 is a top plan view of our bottle design; and,
FIG. 7 is a bottom plan view of our bottle design.
Those areas of the figures represented by broken lines are
visible environmental structure and are not part of the claimed
design.

1 Claim, 4 Drawing Sheets



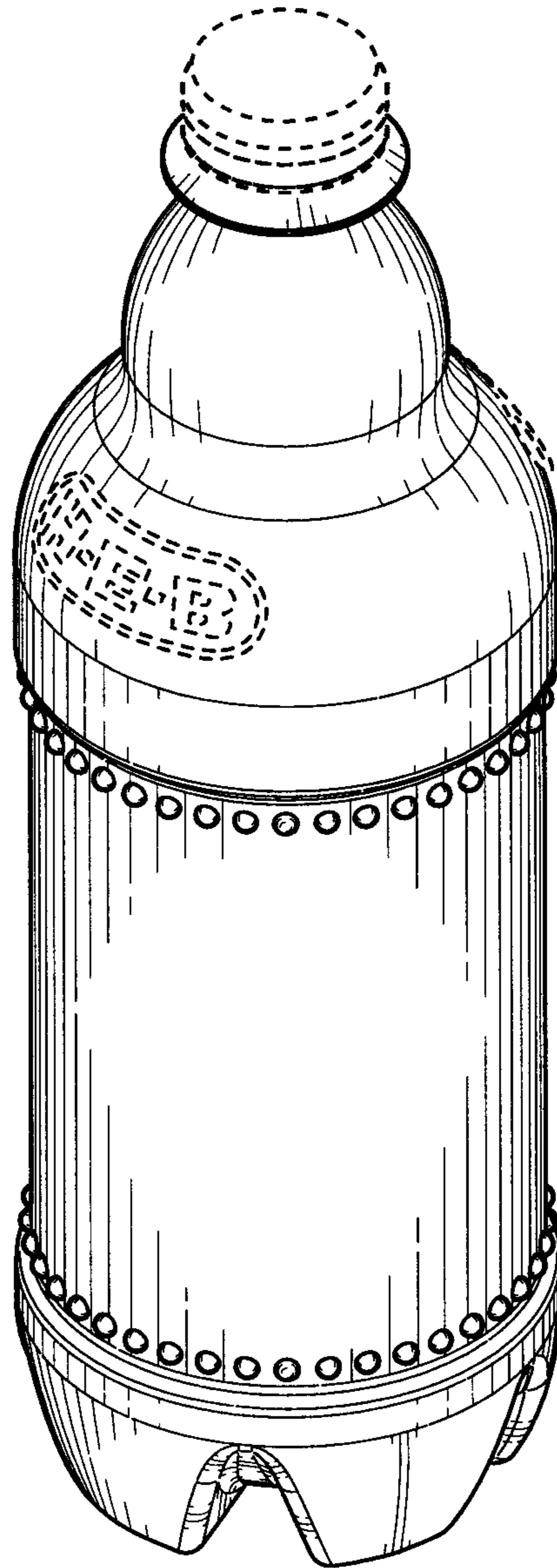


FIG. 1

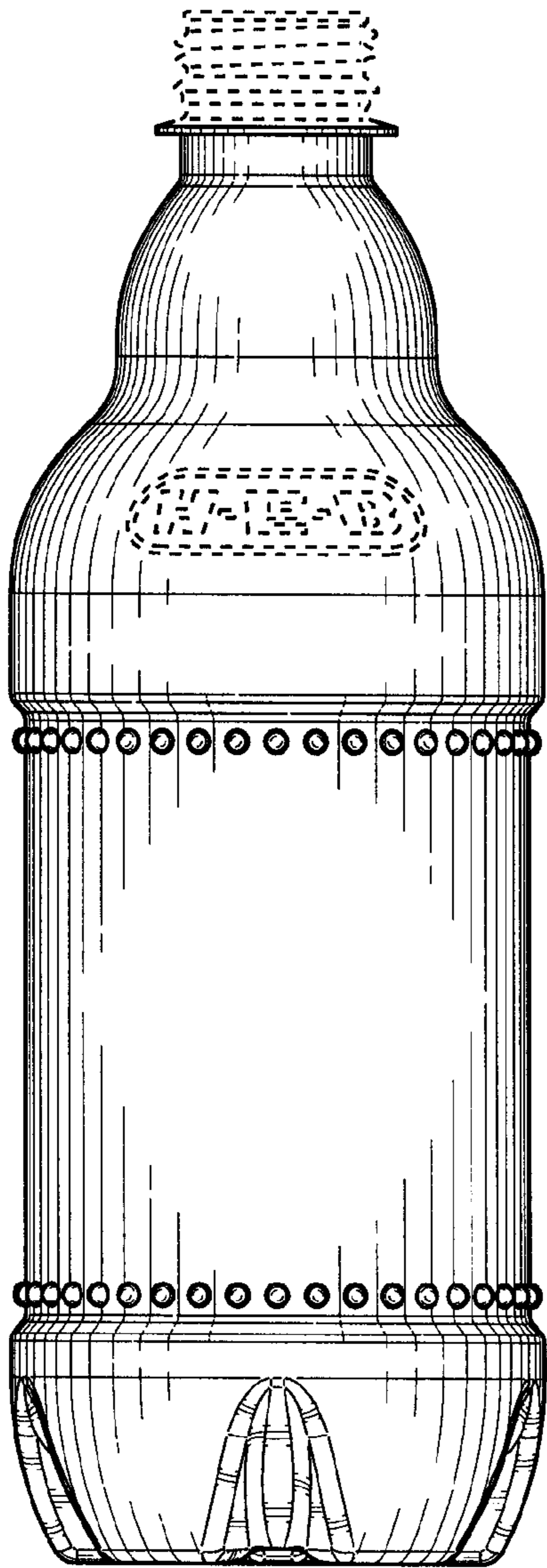


FIG. 2

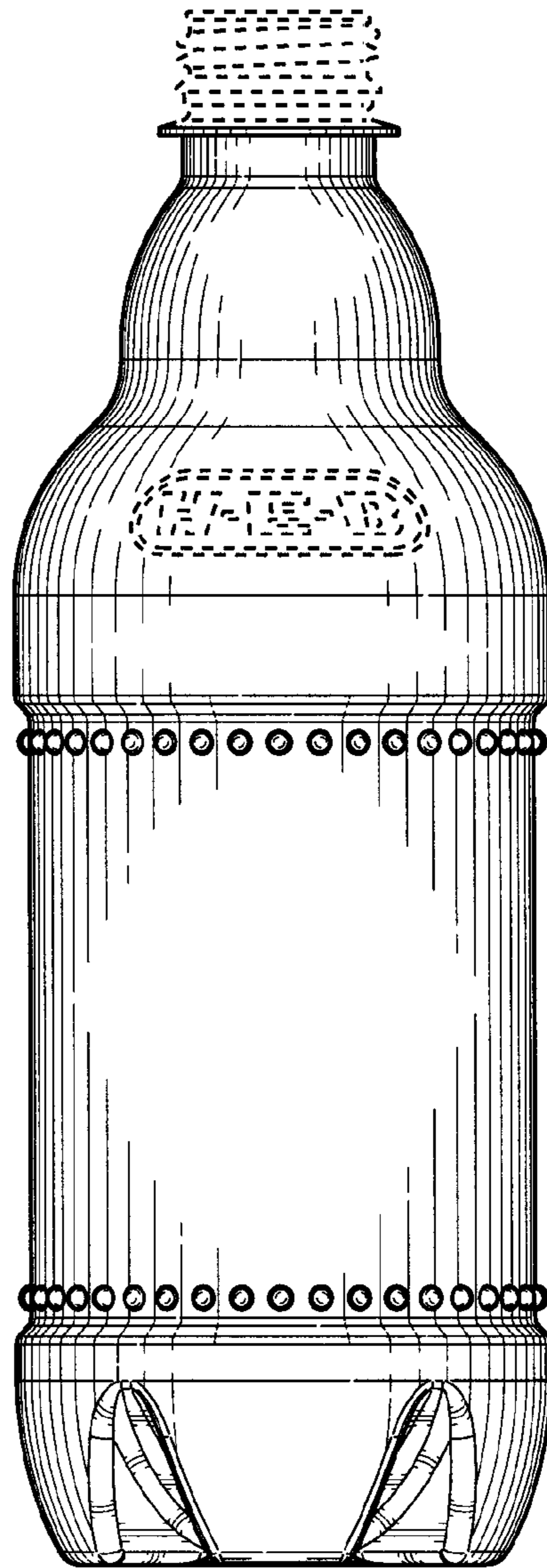


FIG. 3

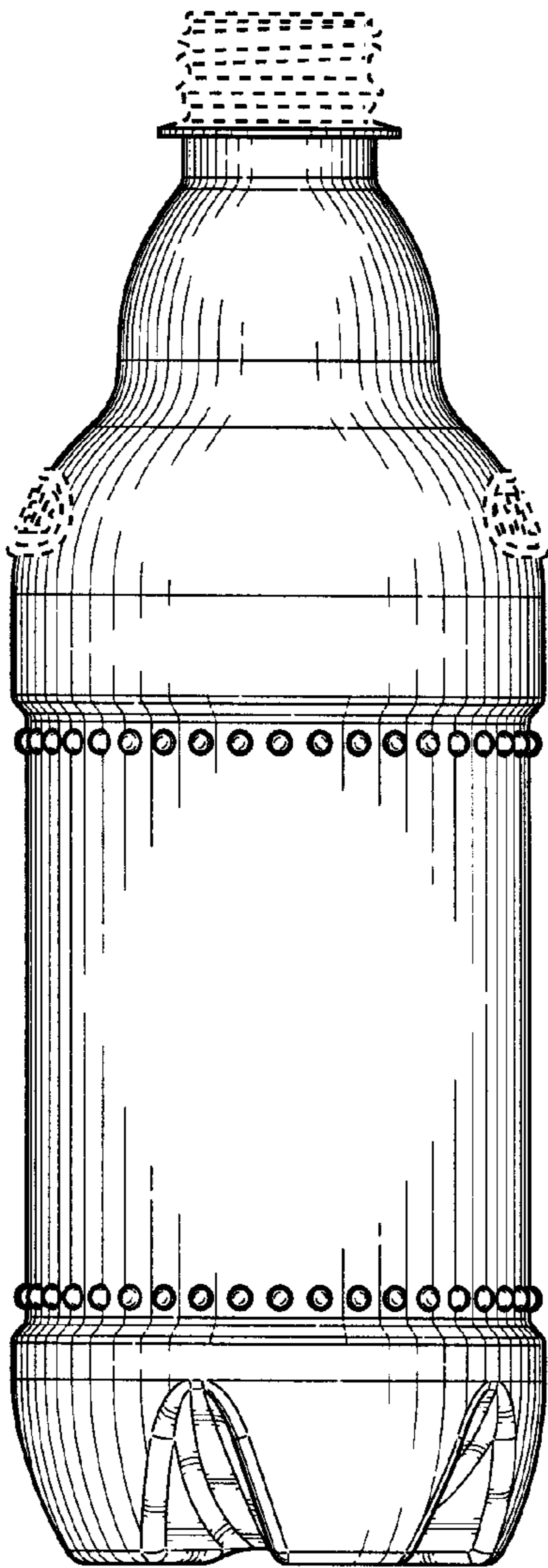


FIG. 4




FIG. 5

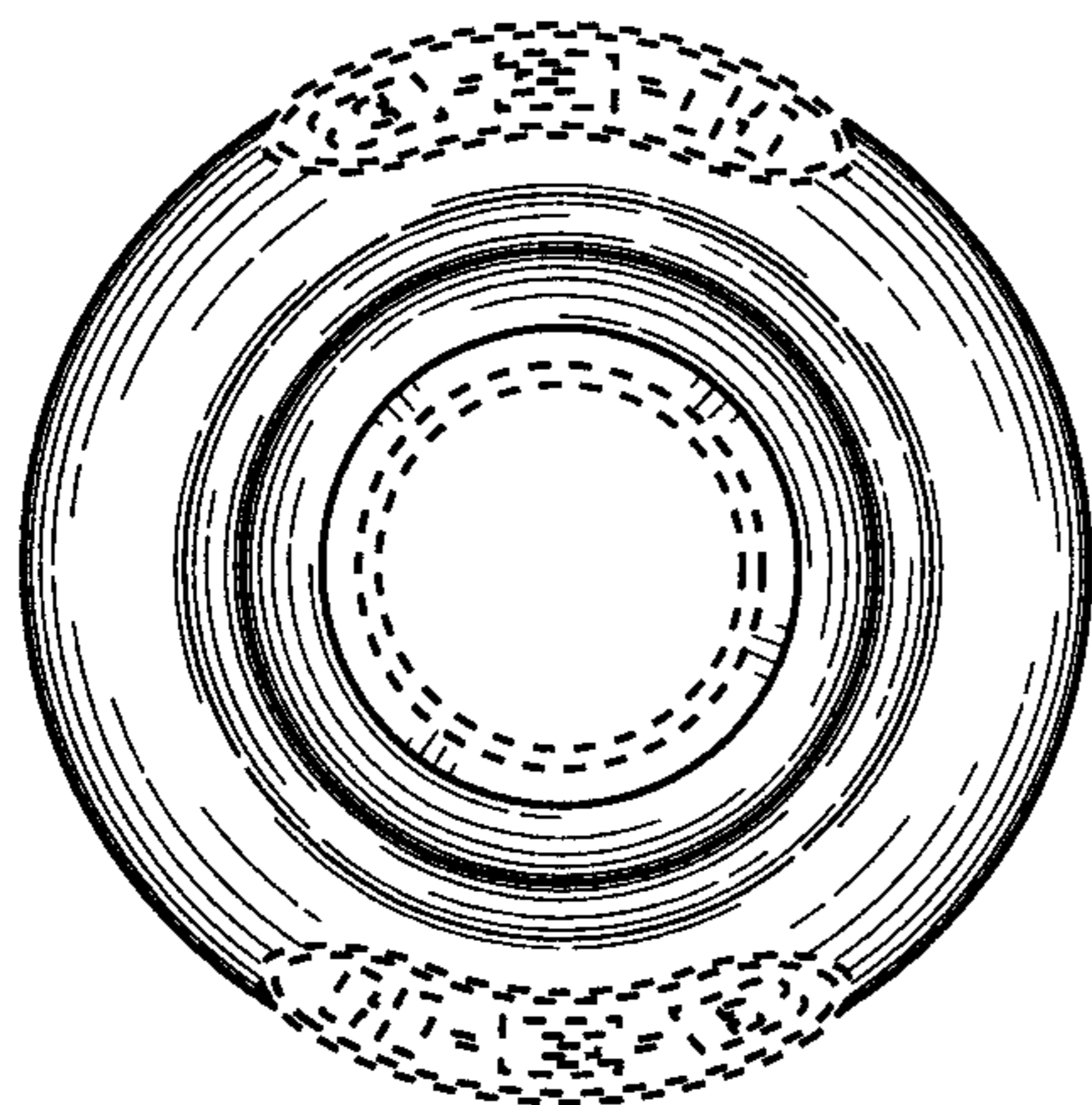


FIG. 6

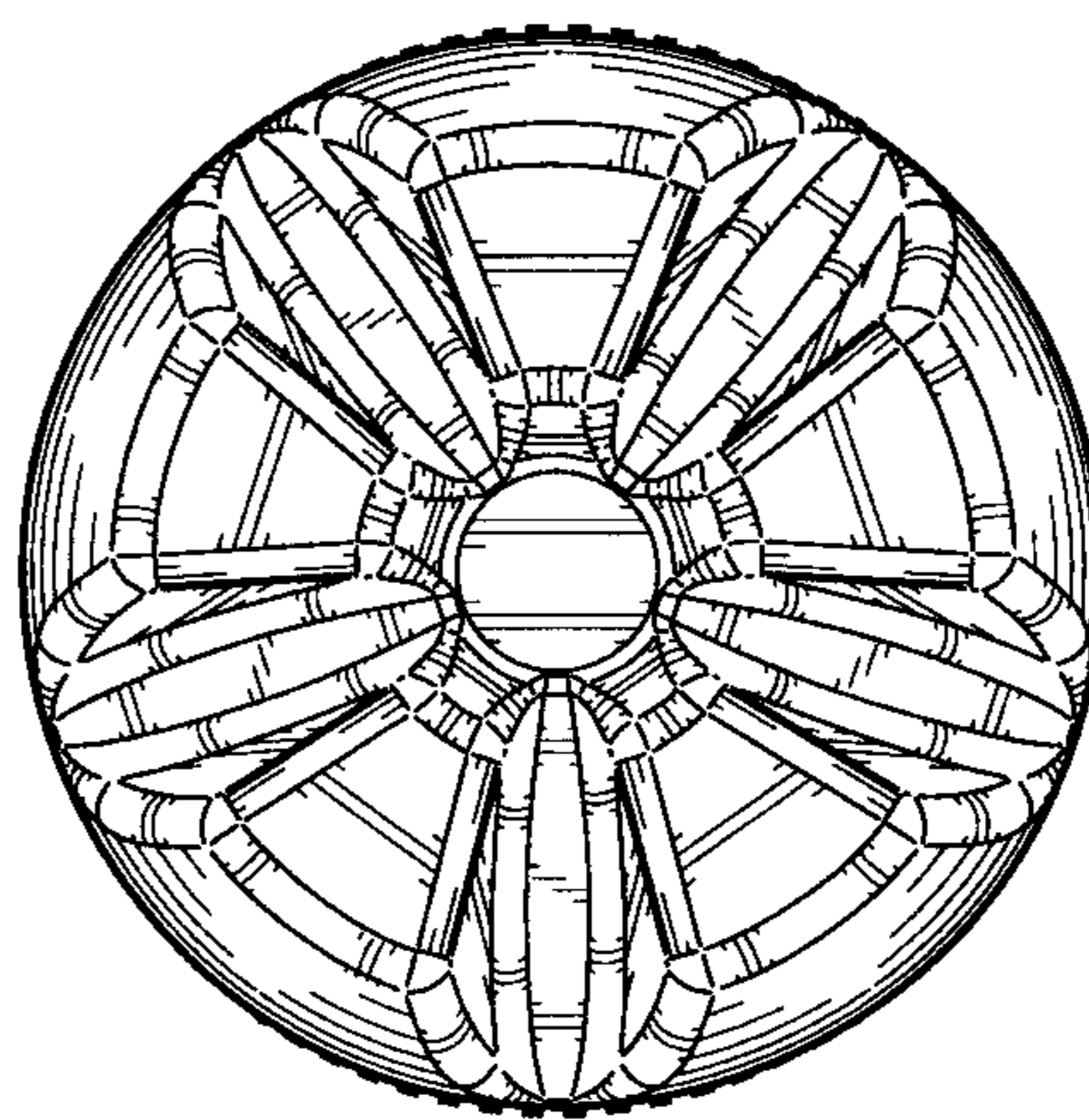


FIG. 7