



US00D691479S

(12) **United States Design Patent**
Bea et al.

(10) **Patent No.:** **US D691,479 S**
(45) **Date of Patent:** **** Oct. 15, 2013**

(54) **DETERGENT BOTTLE**

- (71) Applicants: **Ian Roy Calisin Bea**, Sterrebeek (BE);
Jie Lai Chan, Cincinnati, OH (US);
Thierry Christian Francis Dagnelie,
Waterloo (BE); **Kenji Fujimoto**,
Singapore (SG); **Taichi Kodani**,
Singapore (SG); **Akiko Taneko**,
Singapore (SG)
- (72) Inventors: **Ian Roy Calisin Bea**, Sterrebeek (BE);
Jie Lai Chan, Cincinnati, OH (US);
Thierry Christian Francis Dagnelie,
Waterloo (BE); **Kenji Fujimoto**,
Singapore (SG); **Taichi Kodani**,
Singapore (SG); **Akiko Taneko**,
Singapore (SG)
- (73) Assignee: **The Procter & Gamble Company**,
Cincinnati, OH (US)
- (**) Term: **14 Years**
- (21) Appl. No.: **29/439,144**
- (22) Filed: **Dec. 7, 2012**
- (51) **LOC (9) Cl.** **09-01**
- (52) **U.S. Cl.**
USPC **D9/503; D9/447; D9/453; D9/539;**
D9/558

(58) **Field of Classification Search**
USPC D9/500, 502-505, 516, 537-540, 545,
D9/549, 558, 682, 686, 688-691, 435, 447,
D9/453-454; 215/379, 381-384; 220/660,
220/669-673, 675
See application file for complete search history.

(56) **References Cited**

U.S. PATENT DOCUMENTS

D178,919 S	*	10/1956	Grebowiec	D9/500
D205,425 S	*	8/1966	Porter et al.	D9/447
D402,893 S	*	12/1998	Monaghan	D9/500
D478,511 S	*	8/2003	Reynolds	D9/502
D535,563 S	*	1/2007	Martin	D9/500

(Continued)

FOREIGN PATENT DOCUMENTS

JP	D1252705 S	10/2005
JP	D1263924 S	2/2006

(Continued)

Primary Examiner — Terry Wallace

Assistant Examiner — Dana L Meyrow

(74) *Attorney, Agent, or Firm* — David V. Uprite; John T. Dipre

(57) **CLAIM**

The ornamental design for detergent bottle, as shown and described.

DESCRIPTION

FIG. 1 is a top perspective view of a detergent bottle in accordance with our new design;
FIG. 2 is a right view thereof;
FIG. 3 is a left view thereof;
FIG. 4 is a back view thereof;
FIG. 5 is a front view thereof;
FIG. 6 is a top view thereof;
FIG. 7 is a bottom view thereof;
FIG. 8 is a top perspective view of a detergent bottle in accordance with a second embodiment of our new design;
FIG. 9 is a right view thereof;
FIG. 10 is a left view thereof;
FIG. 11 is a back view thereof;
FIG. 12 is a front view thereof;
FIG. 13 is a top view thereof;
FIG. 14 is a bottom view thereof;
FIG. 15 is a top perspective view of the detergent bottle of FIGS. 8-14, shown with the cap removed;
FIG. 16 is a right view thereof;
FIG. 17 is a left view thereof;
FIG. 18 is a back view thereof;
FIG. 19 is a front view thereof;
FIG. 20 is a top view thereof; and,
FIG. 21 is a bottom view thereof.

1 Claim, 12 Drawing Sheets



(56)

References Cited

FOREIGN PATENT DOCUMENTS

U.S. PATENT DOCUMENTS

D543,846 S * 6/2007 Kitamura et al. D9/500
D550,082 S * 9/2007 Ng et al. D9/500
D617,189 S 6/2010 Casey et al.
D620,799 S * 8/2010 Wingfield et al. D9/503
D621,709 S * 8/2010 Minakuchi D9/503
D637,490 S * 5/2011 McKinney et al. D9/447
D640,561 S * 6/2011 Seys D9/505

JP D1264046 S 2/2006
JP D1430963 S 1/2012
JP D1430964 S 1/2012
WO WO D076229 S 12/2011
WO WO D076249 S 12/2011

* cited by examiner




FIG. 1




FIG. 2




FIG. 3




FIG. 4




FIG. 5

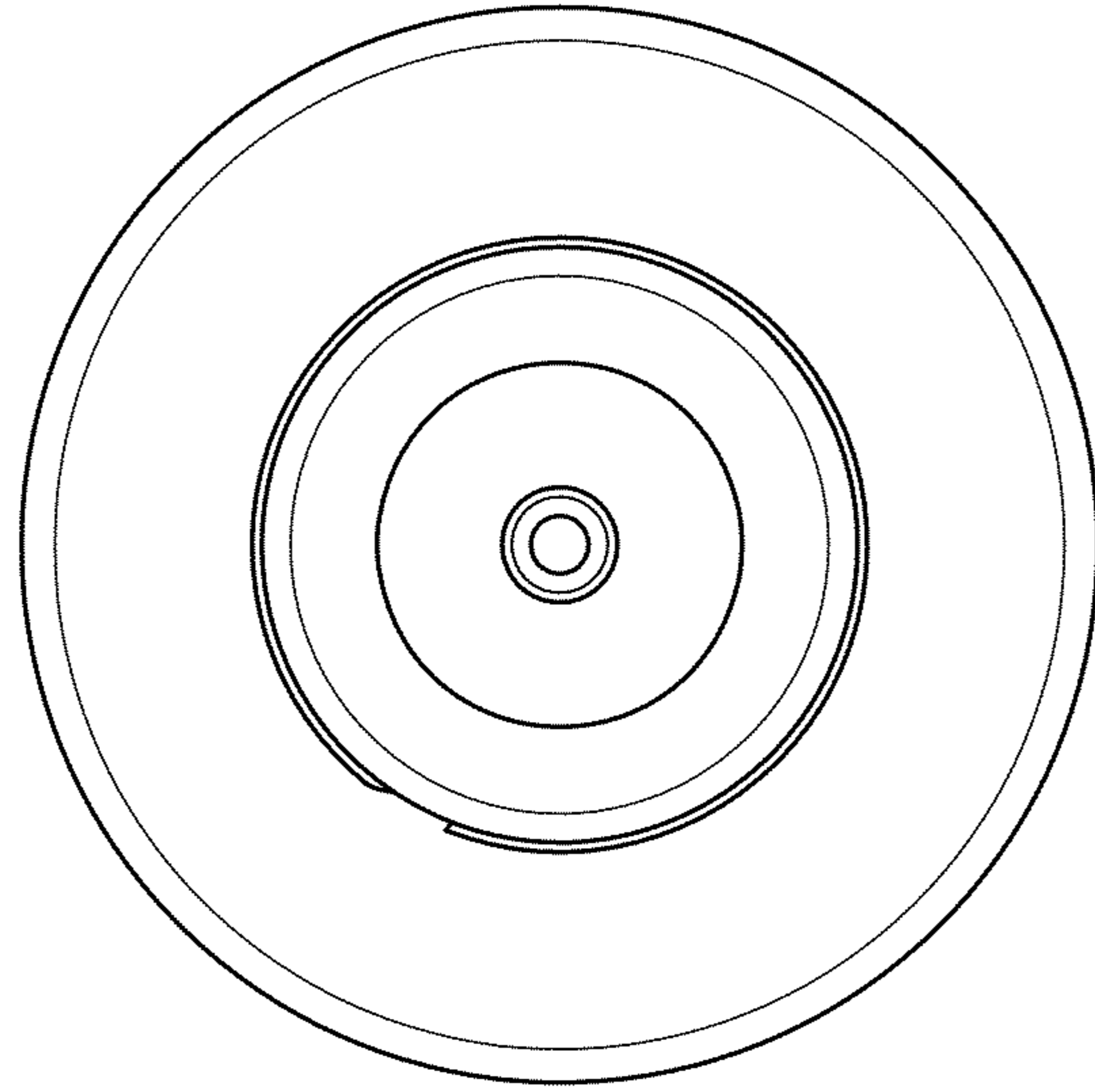


FIG. 6

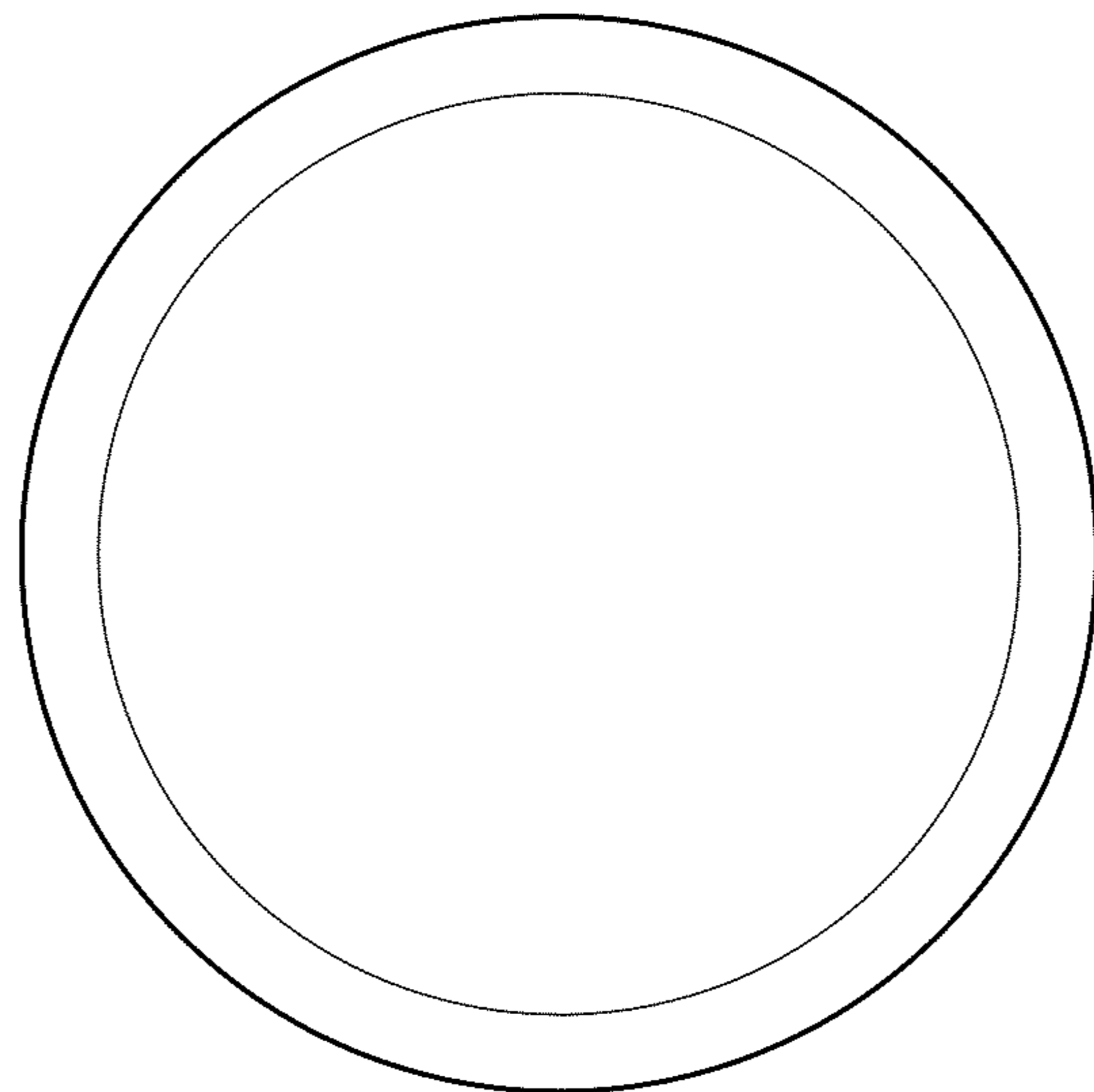


FIG. 7




FIG. 8




FIG. 9




FIG. 10




FIG. 11




FIG. 12

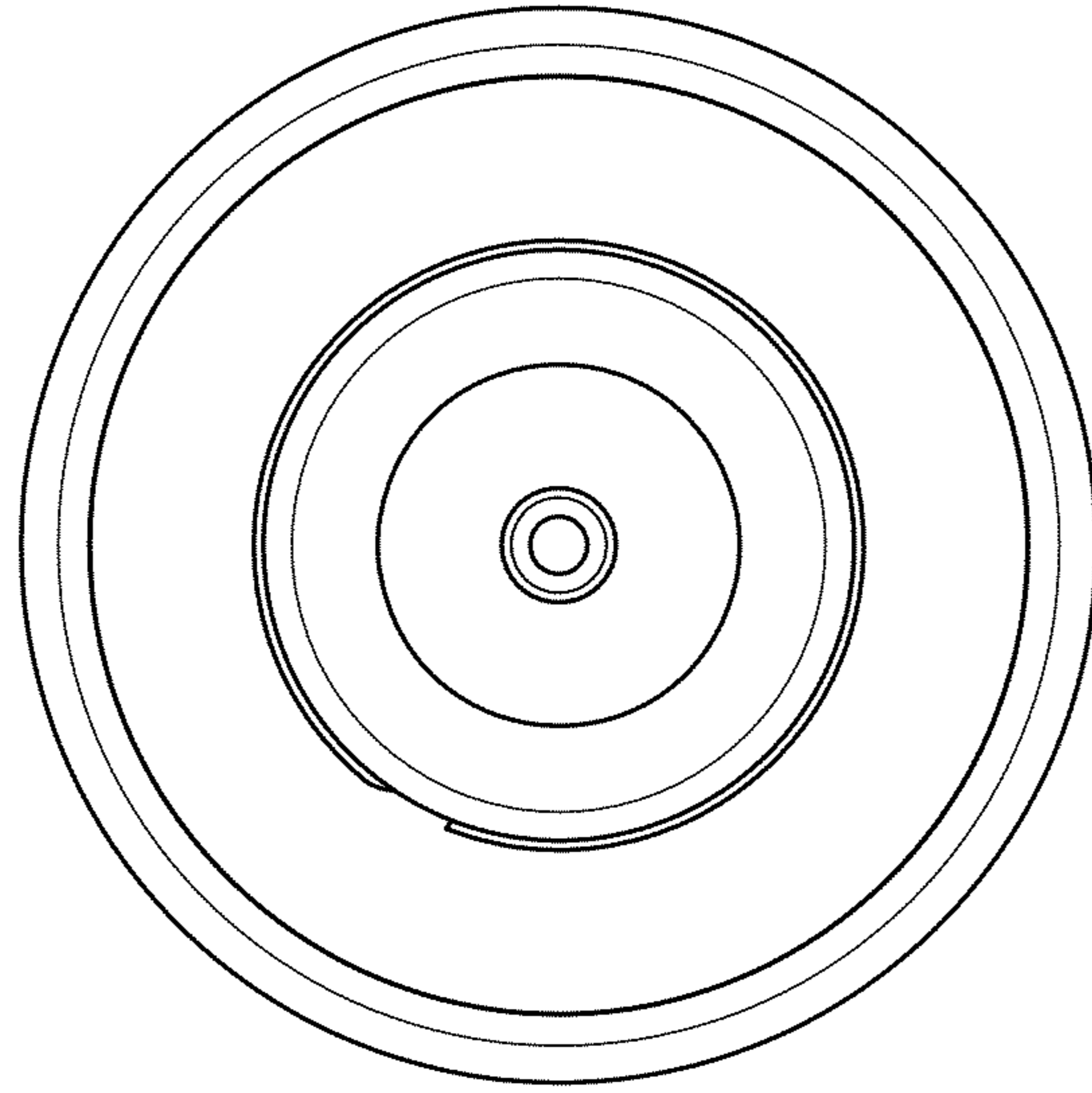


FIG. 13

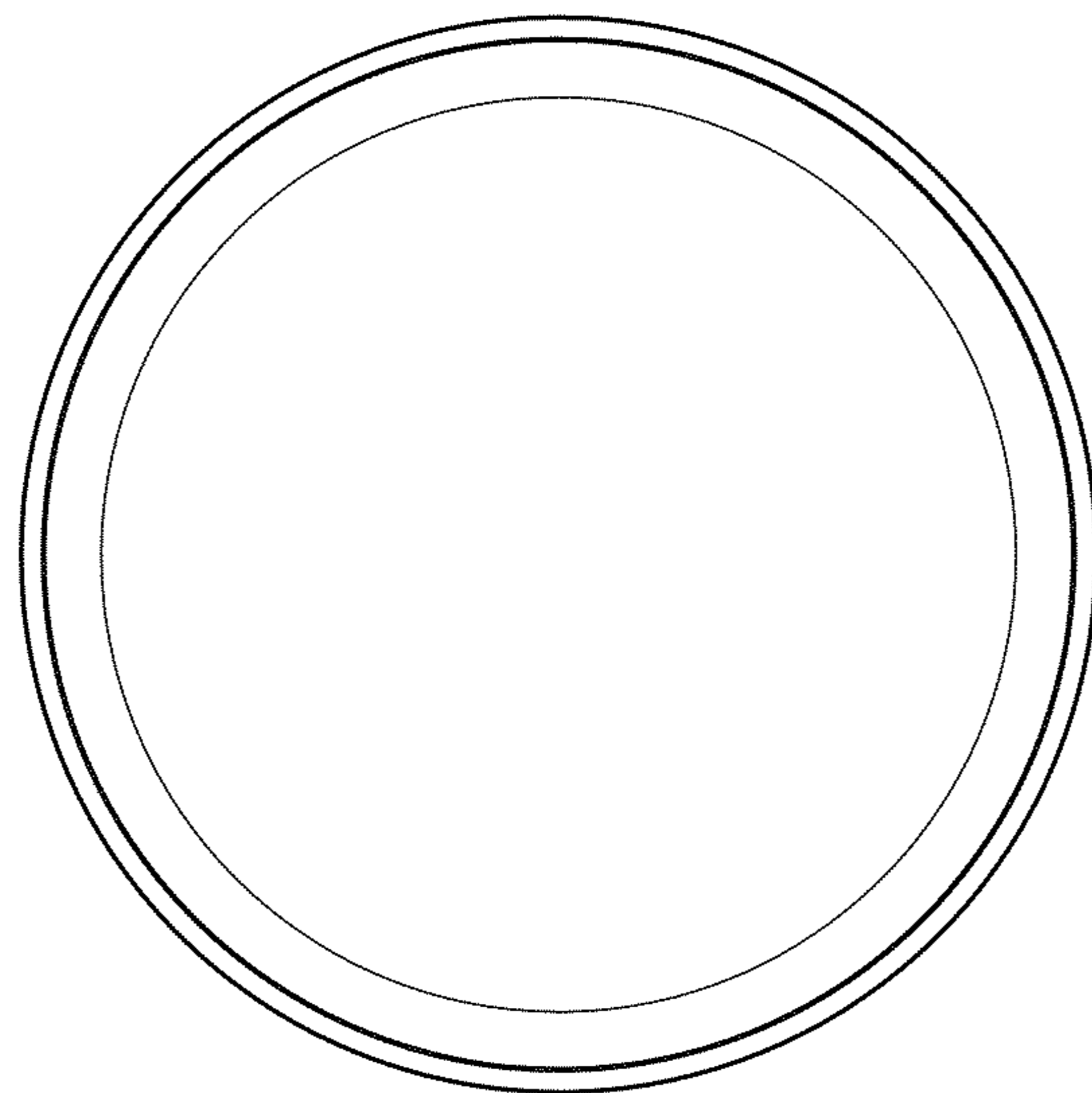


FIG. 14




FIG. 15




FIG. 16




FIG. 17

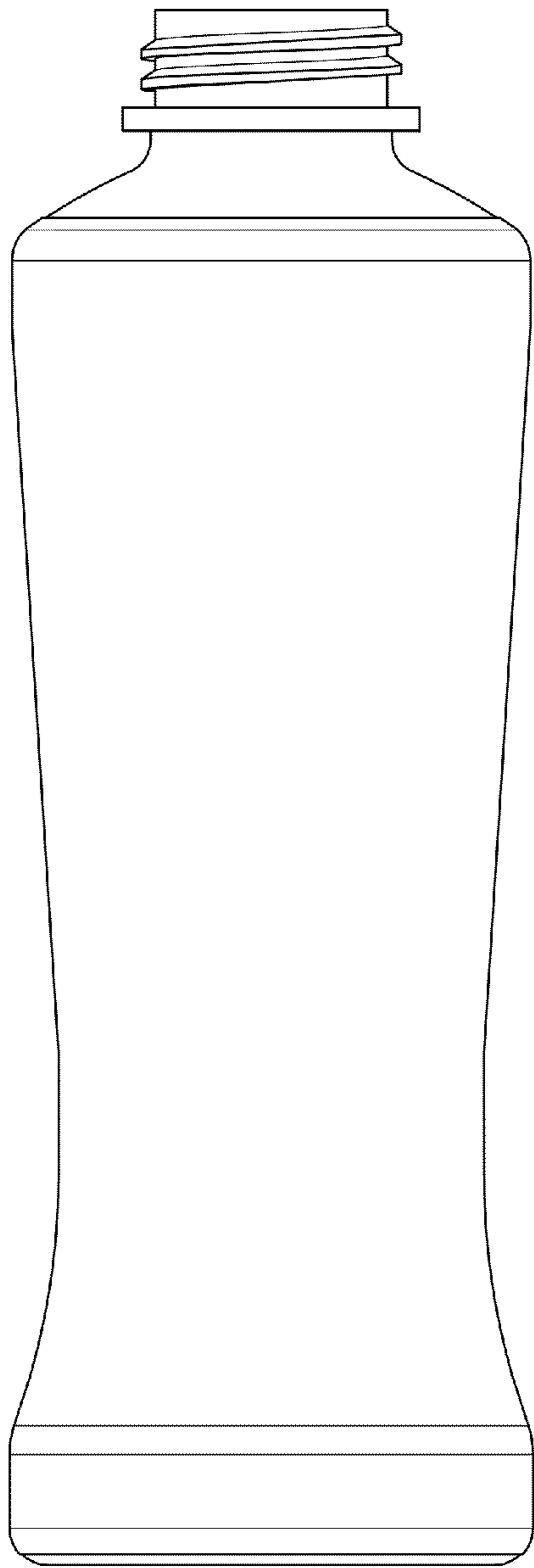


FIG. 18

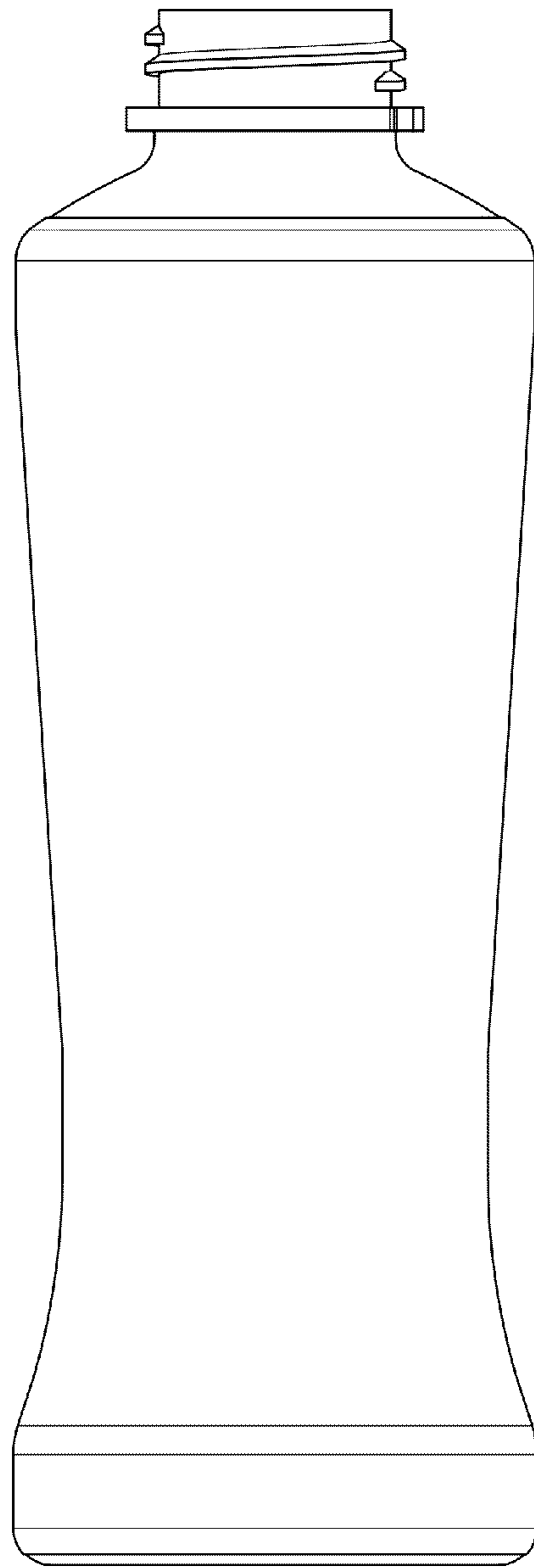


FIG. 19

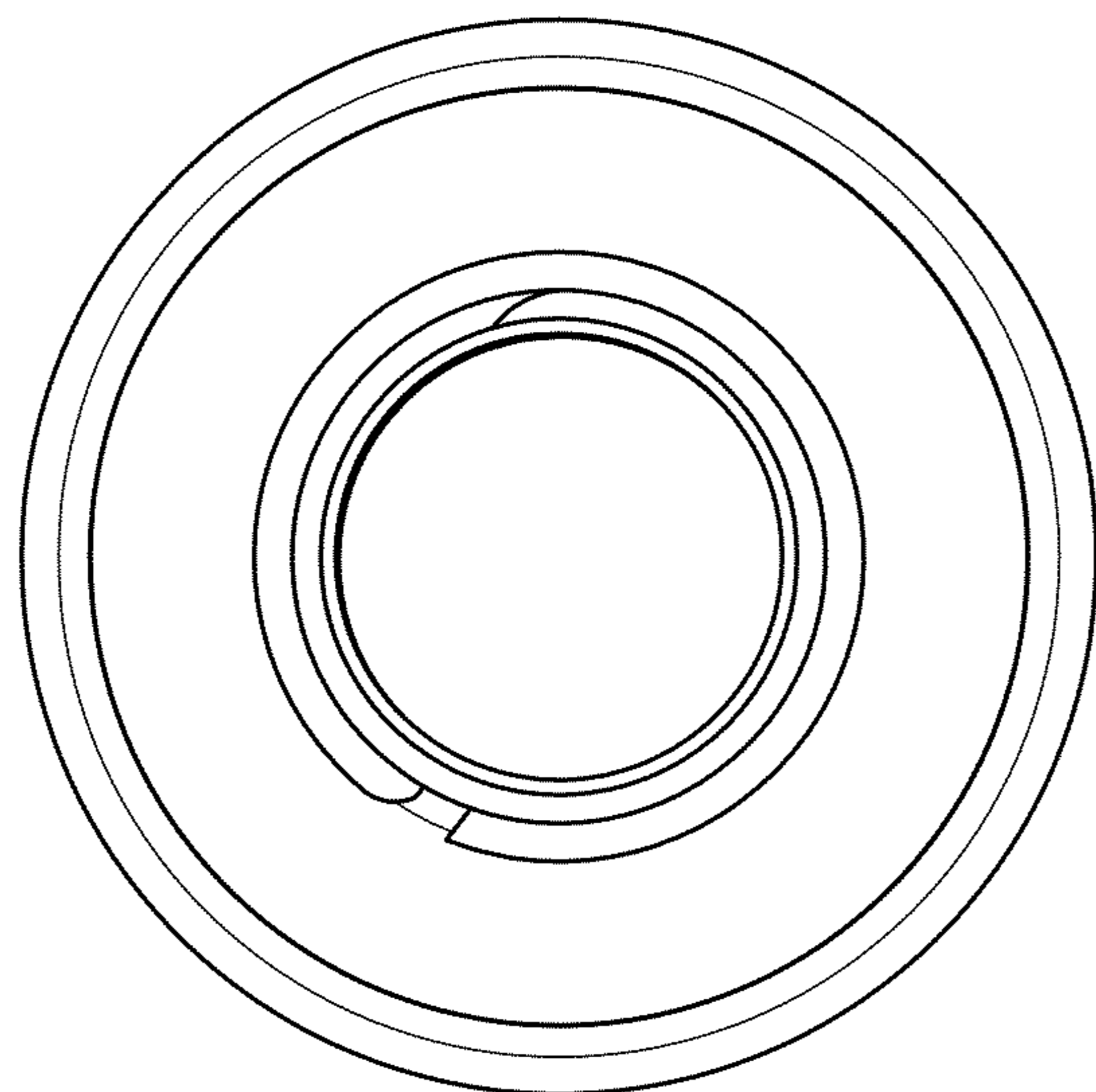


FIG. 20

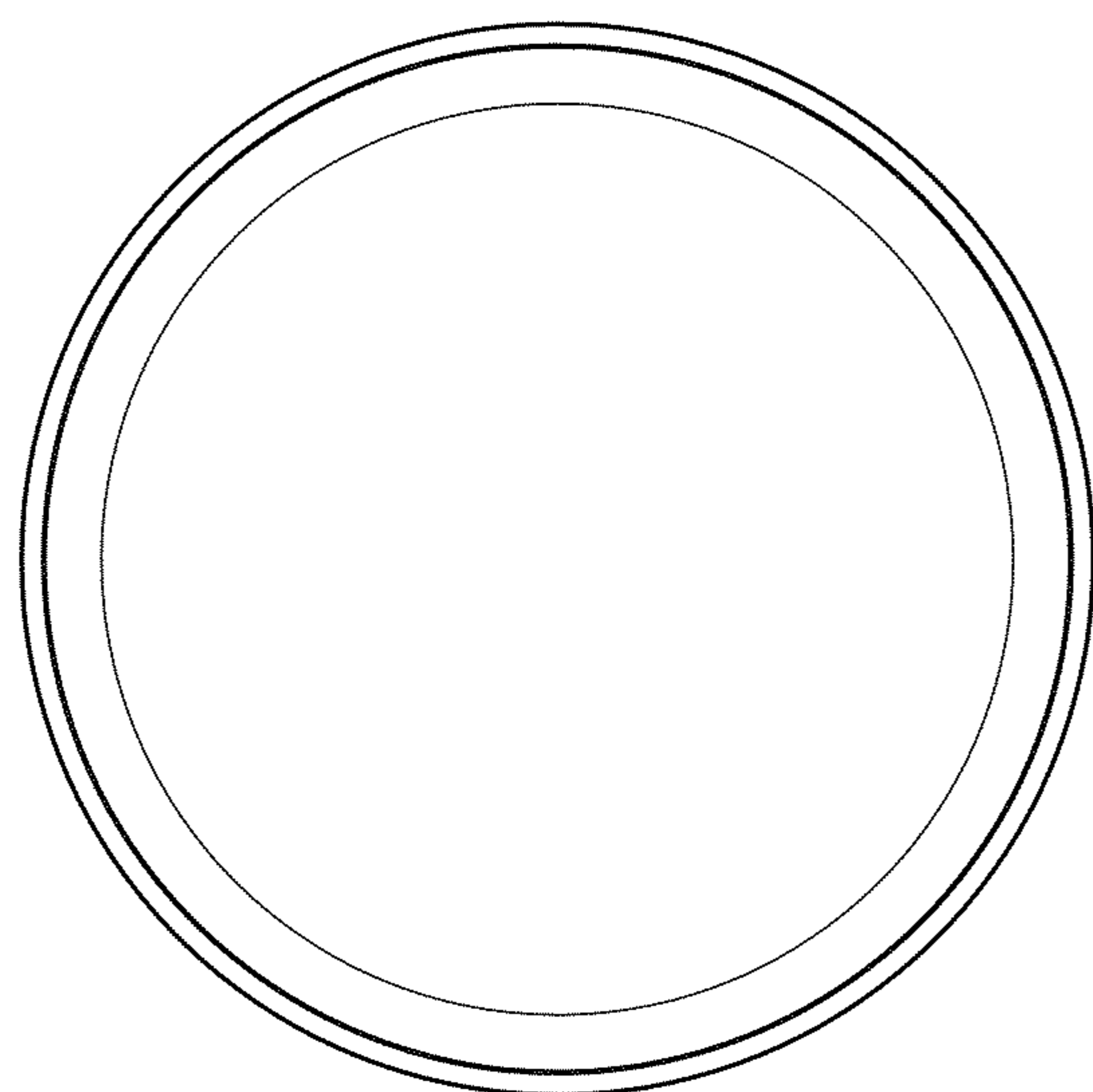


FIG. 21