



US00D691475S

(12) **United States Design Patent**
Potts

(10) **Patent No.:** **US D691,475 S**
(45) **Date of Patent:** **** Oct. 15, 2013**

(54) **BOTTLE**

(75) Inventor: **Craig L. Potts**, Maumee, OH (US)
(73) Assignee: **Owens-Brockway Glass Container Inc.**
(**) Term: **14 Years**
(21) Appl. No.: **29/384,157**

(22) Filed: **Jan. 27, 2011**
(51) **LOC (9) Cl.** **09-01**
(52) **U.S. Cl.**
USPC **D9/500**
(58) **Field of Classification Search**
USPC D9/500, 502–505, 516, 544–546, 549,
D9/558, 682, 690–691; D7/598, 300;
215/379, 381–382; 220/660, 662, 669,
220/675

See application file for complete search history.

(56) **References Cited**

U.S. PATENT DOCUMENTS

D23,550 S *	8/1894	Bevan	D9/545
D70,792 S *	8/1926	Guerin	D9/505
D105,235 S *	7/1937	Steelman	D9/545
D326,811 S *	6/1992	Messer	D9/500
D449,531 S	10/2001	Cooley		
D470,057 S	2/2003	Bowen		
D548,085 S	8/2007	Paalma et al.		
D555,488 S *	11/2007	Marton	D9/544
D561,041 S	2/2008	Sajous		
D564,883 S	3/2008	Rica		
D617,200 S *	6/2010	Goldburt	D9/540
D658,996 S *	5/2012	Potts	D9/500
D658,997 S *	5/2012	Potts	D9/500

FOREIGN PATENT DOCUMENTS

WO	DM/062281	*	12/2002
WO	DM/067603	*	3/2006

OTHER PUBLICATIONS

“GCM1-3120 Square Ring Cork”, Standard Liquor Finishes, Owens-Illinois—Distilled Spirits, Wines, & Cordials, 1960—Stock Catalog, Duraglas by Owens-Illinois Glass Co., OH, © 1960, p. F.*
Still Wines Range 2009 Design Catalogue, Saverglass Inc., 2003, pp. 43-44, 50-52 & 76.*
“H 16 75 LS”, “H 17 75 LS” & “H 18 75 LS”, Monsieur Henri Wines, Ltd. Liquor Store Magazine, Jobson Publishing Corp., New York, NY, Apr. 1975, vol. 82, No. 4, p. 159.*

* cited by examiner

Primary Examiner — Wan Laymon

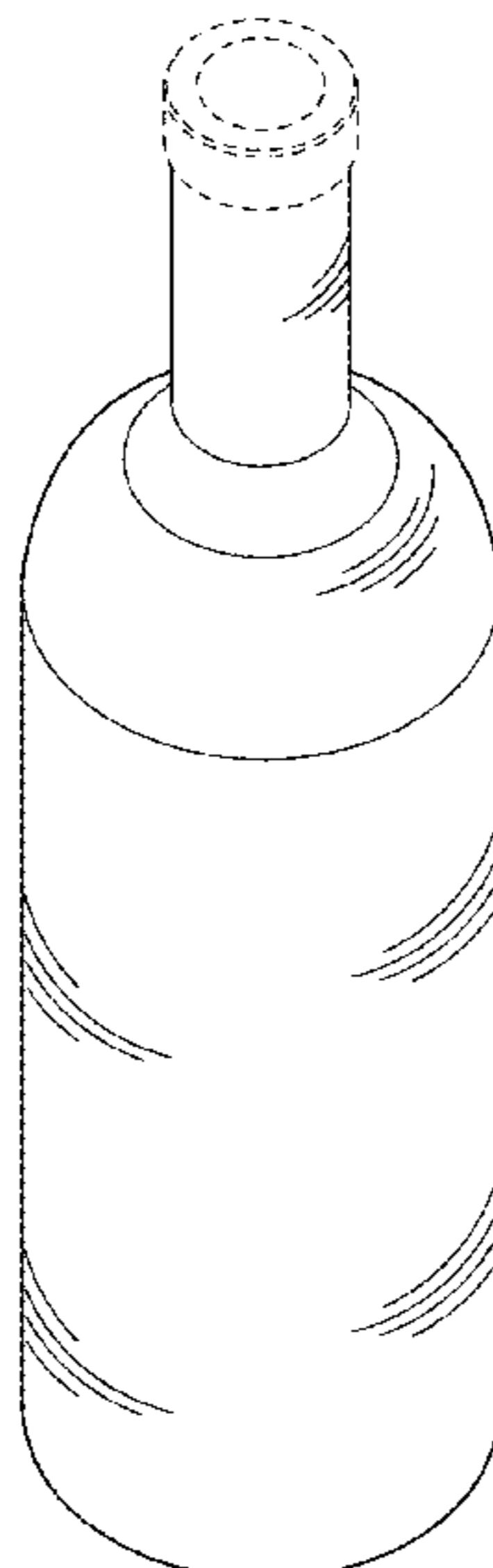
(57) **CLAIM**

I claim the ornamental design for a bottle, as shown and described.

DESCRIPTION

FIG. 1 is a perspective view of a bottle in accordance with a first embodiment of my new design.
FIG. 2 is a front elevational view of the bottle in FIG. 1, the side elevational views and the rear elevational view of the bottle in FIG. 1 being identical to FIG. 2.
FIG. 3 is a top plan view of the bottle in FIGS. 1 and 2, the bottom forming no part of the claimed design.
FIG. 4 is a perspective view of a bottle in accordance with a second embodiment of my new design.
FIG. 5 is a front elevational view of the bottle in FIG. 4, the side elevational views and the rear elevational view of the bottle in FIG. 4 being identical to FIG. 5; and,
FIG. 6 is a top plan view of the bottle in FIGS. 4 and 5, the bottom forming no part of the claimed design.
Dash-dash-dash broken lines shown in the drawings represent environmental structure and are not part of the claimed design.
Dash-dot-dash broken lines shown in the drawings represent boundaries of the claimed design and are not part of the claimed design.

1 Claim, 2 Drawing Sheets



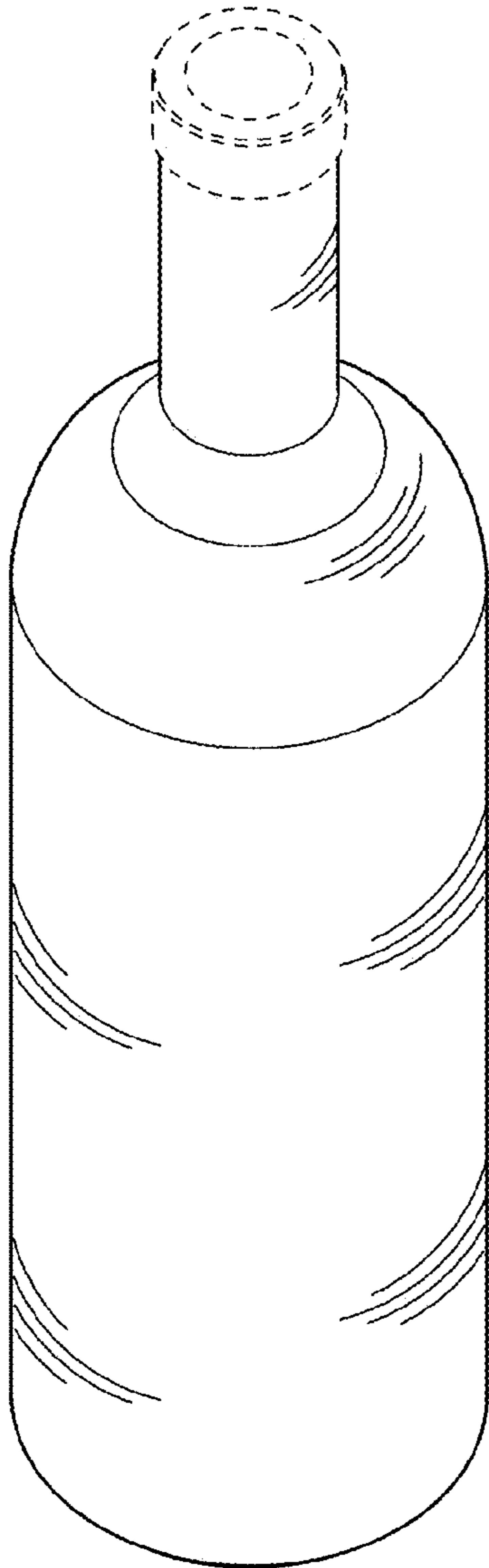


FIG. 1

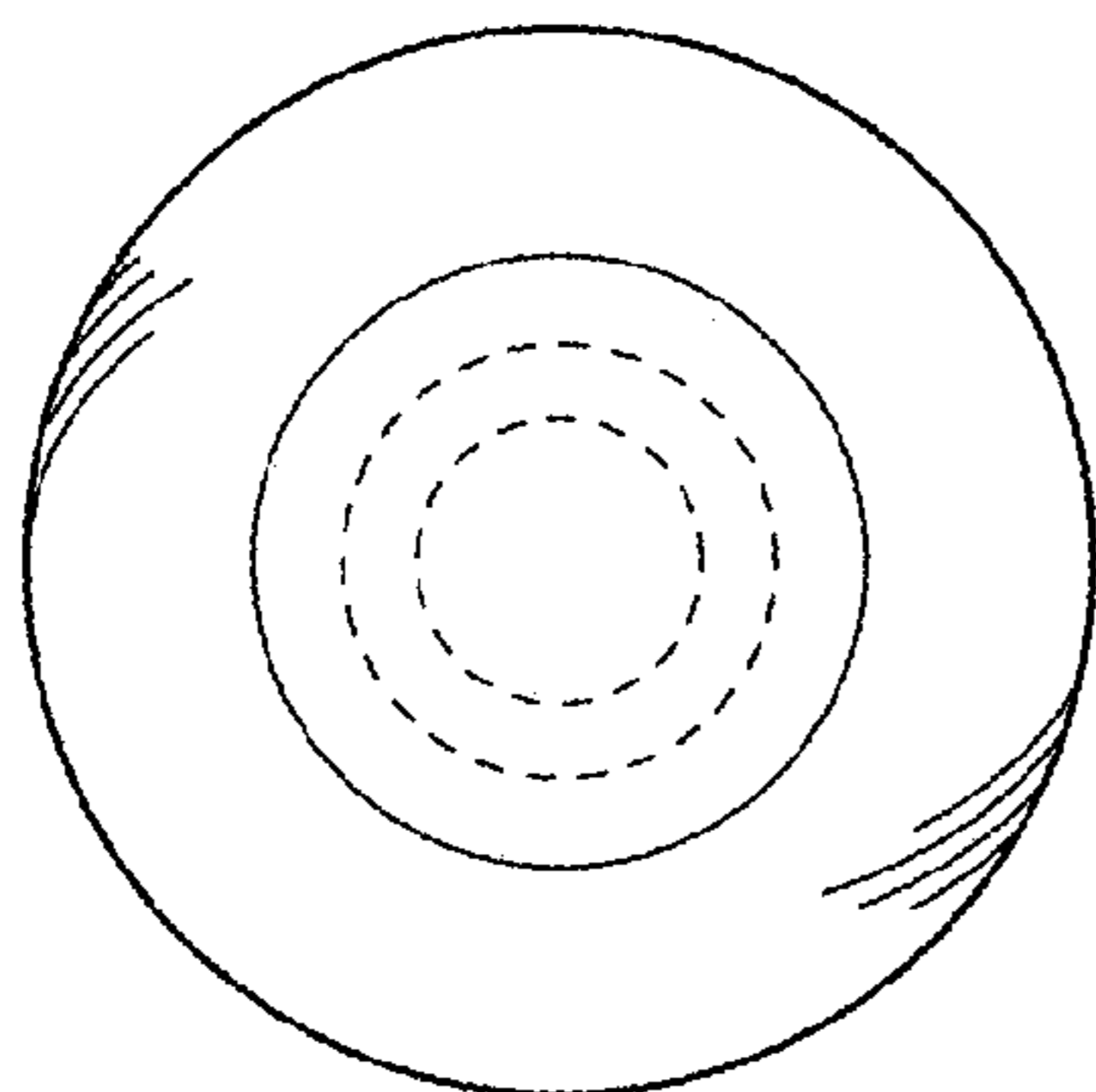


FIG. 3

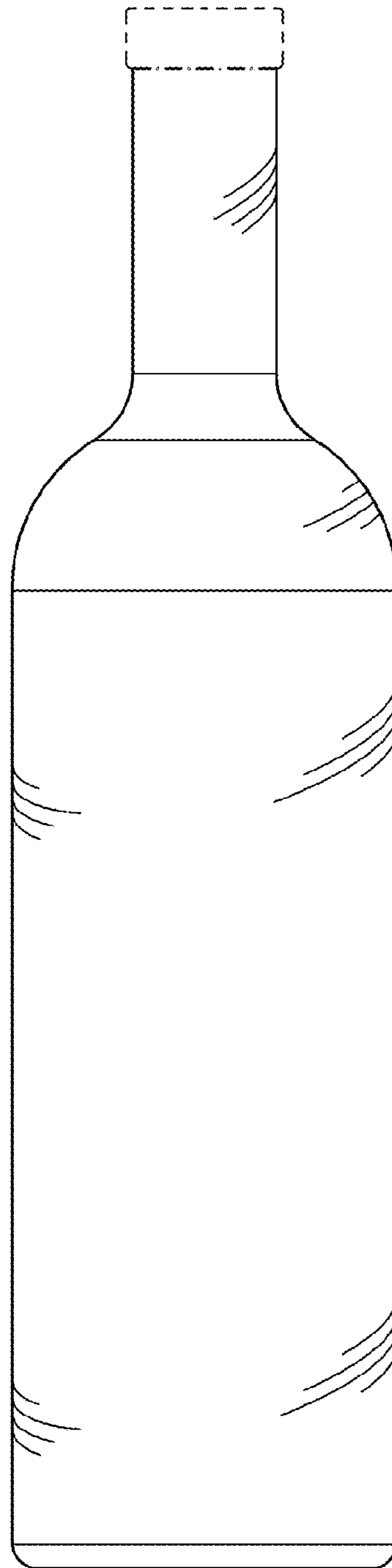


FIG. 2

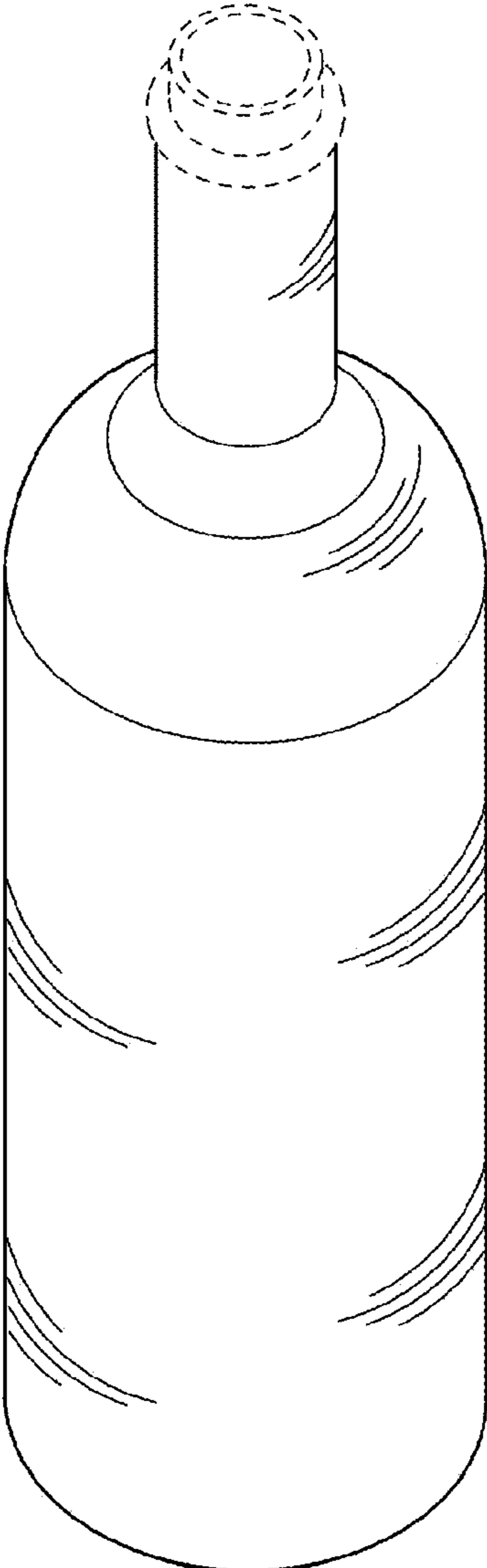


FIG. 4

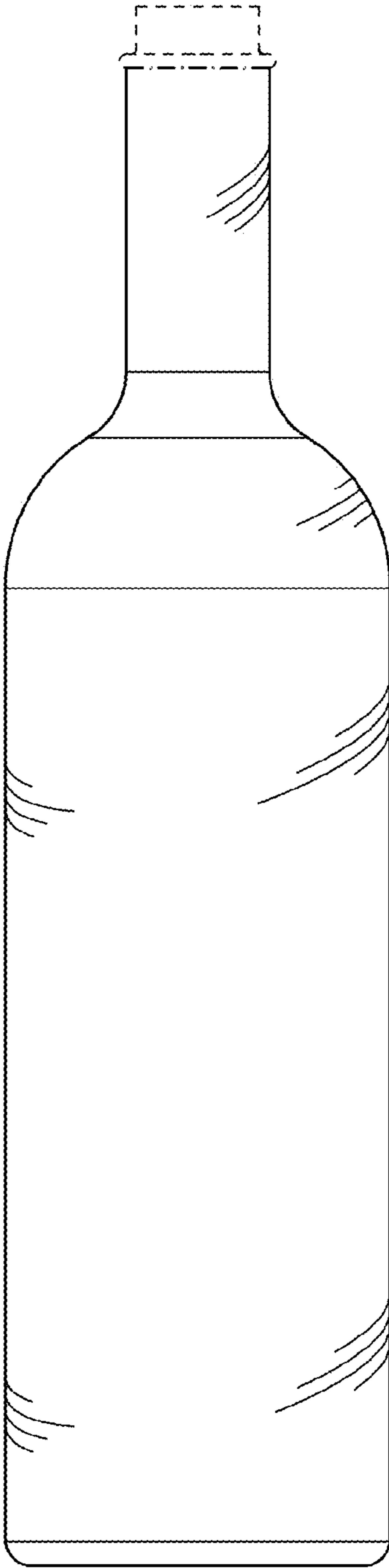


FIG. 5

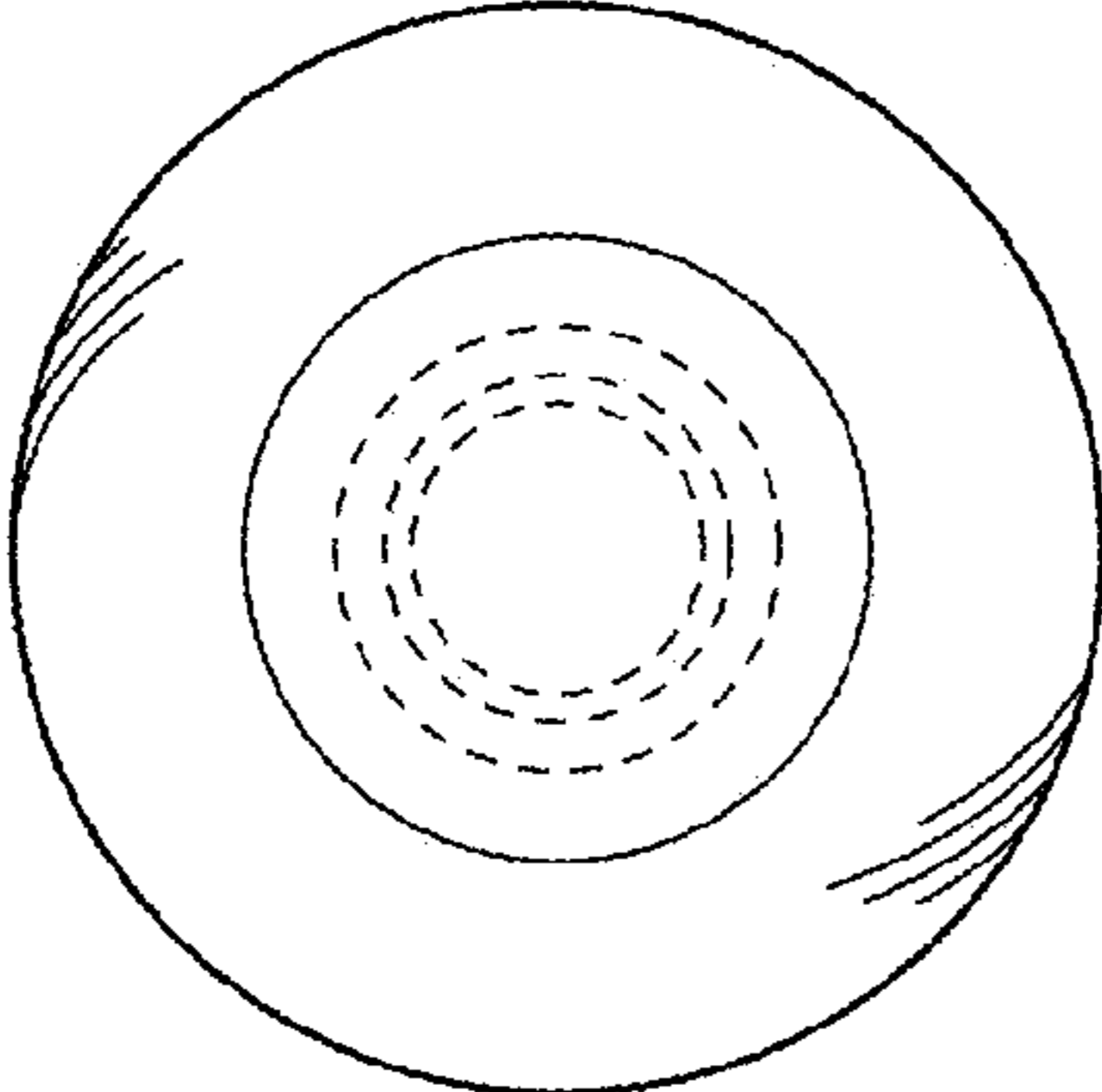


FIG. 6