

US00D691422S

(12) **United States Design Patent**  
**Miller et al.**

(10) **Patent No.:** **US D691,422 S**

(45) **Date of Patent:** **\*\* Oct. 15, 2013**

(54) **CONDIMENT CONTAINER**

OTHER PUBLICATIONS

(75) Inventors: **Amanda Miller**, Minneapolis, MN (US);  
**Kent D. Katterheinrich**, St. Anthony,  
MN (US)

Office Action from Canadian Patent Application No. 147,618, mailed  
May 9, 2013 (2 pages).

(Continued)

(73) Assignee: **Target Brands, Inc.**, Minneapolis, MN  
(US)

*Primary Examiner* — Terry Wallace

(74) *Attorney, Agent, or Firm* — Griffiths & Seaton PLLC;  
JoAnn M. Seaton

(\*\*) Term: **14 Years**

(21) Appl. No.: **29/420,486**

(22) Filed: **May 9, 2012**

(51) **LOC (9) Cl.** ..... **07-06**

(52) **U.S. Cl.**  
USPC ..... **D7/594**

(58) **Field of Classification Search**  
USPC ..... D7/590–599, 628, 606, 604, 613;  
D14/496, 474, 475, 476; D9/600;  
222/142.1–142.9, 480

See application file for complete search history.

(56) **References Cited**

**U.S. PATENT DOCUMENTS**

843,356 A	2/1907	Parker
997,060 A	7/1911	Hedrich
1,215,018 A	2/1917	Grossman
1,772,041 A	2/1928	Harris
D107,741 S	1/1938	Bissell
D146,979 S	6/1947	Mangini
D150,876 S	9/1948	Katz
2,482,327 A	9/1949	Dawson et al.
D156,766 S	1/1950	Redd
D168,369 S	12/1952	Omoto
D169,526 S	5/1953	Witzgall
D171,043 S	12/1953	Moore
D173,652 S	12/1954	Gerson
D174,825 S	5/1955	McIntyre
D194,699 S	2/1963	Telerico
D250,446 S	12/1978	Johnson et al.
4,193,521 A	3/1980	Bounds
D287,210 S	12/1986	Bounds

(Continued)

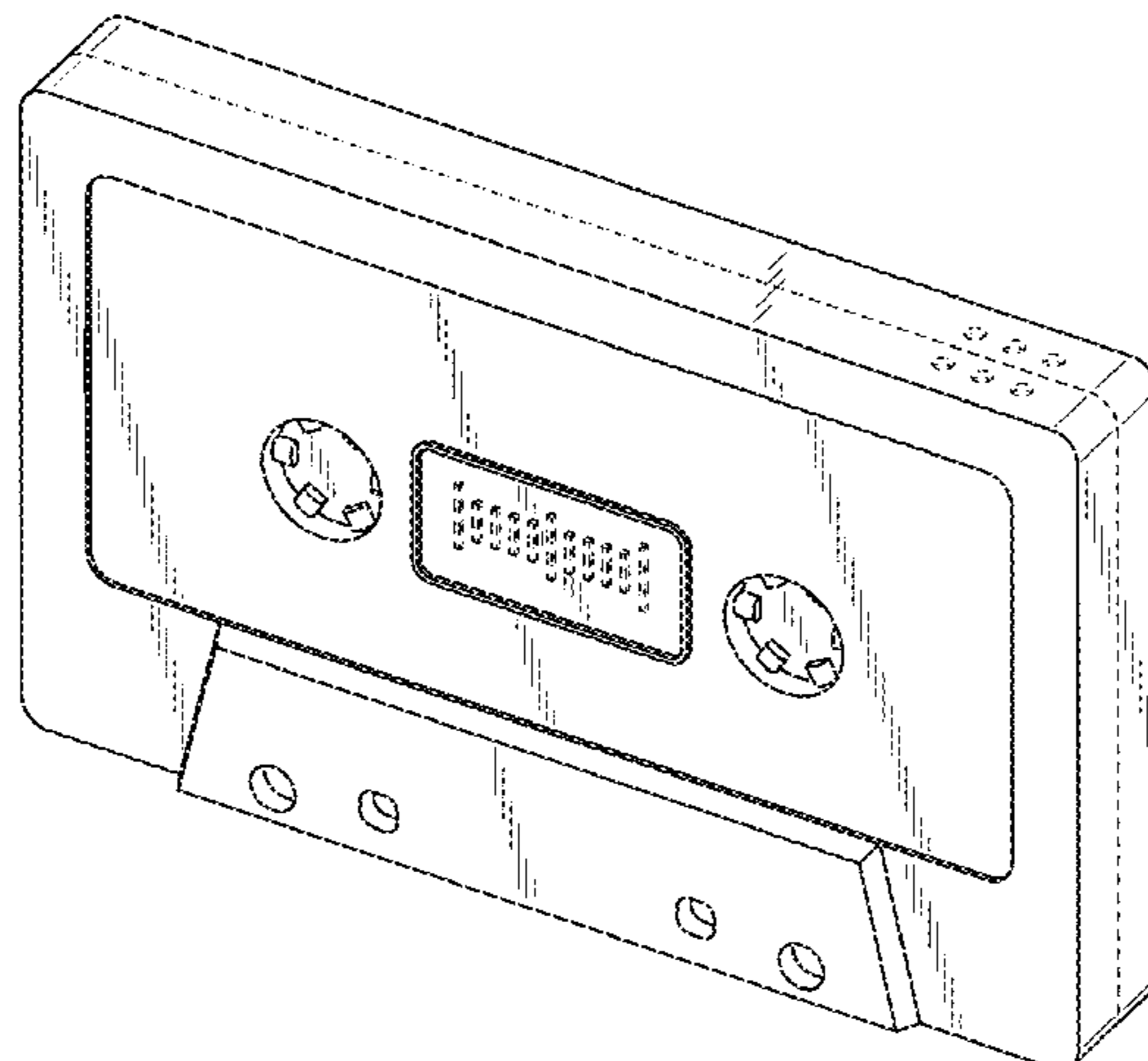
(57) **CLAIM**

The ornamental design for a condiment container, as shown  
and described.

**DESCRIPTION**

FIG. 1 is a front, top perspective view of a condiment container showing a first embodiment of our new design;  
FIG. 2 is a front, bottom perspective view thereof;  
FIG. 3 is a front view thereof; the rear view being a mirror image of the front view;  
FIG. 4 is a left side view thereof; the right side view being identical to the left side view;  
FIG. 5 is a top view thereof; and  
FIG. 6 is a bottom view thereof.  
FIG. 7 is a front, top perspective view of the condiment container of FIG. 1 in a condiment container set illustrated at a slightly smaller scale;  
FIG. 8 is a front, bottom perspective view thereof;  
FIG. 9 is a front view thereof; the rear view being a mirror image of the front view;  
FIG. 10 is a left side view thereof;  
FIG. 11 is the right side view thereof;  
FIG. 12 is a top view thereof; and,  
FIG. 13 is a bottom view thereof.  
The features shown in broken lines depict portions of the condiment container and environmental subject matter that form no part of the claimed design.

**1 Claim, 9 Drawing Sheets**



(56)

**References Cited**

U.S. PATENT DOCUMENTS

D302,603 S \* 8/1989 Whiton ..... D28/79  
D311,113 S 10/1990 Magaraggia  
D312,190 S 11/1990 Ciaccio  
D316,406 S \* 4/1991 Yonehara ..... D14/476  
5,438,189 A \* 8/1995 Von Heck ..... D14/476  
D427,060 S \* 6/2000 Lluch ..... D7/628  
D470,017 S 2/2003 Chan  
D531,857 S 11/2006 Thomas

OTHER PUBLICATIONS

“Haniboi’s ‘Hanitape’ to Hit UK Stores Next Week,” <http://thejailbreak.com/2010/04/14/hanibois-hanitape-to-hit-uk-stores-next-week/>, Apr. 14, 2010 (8 pages).

\* cited by examiner

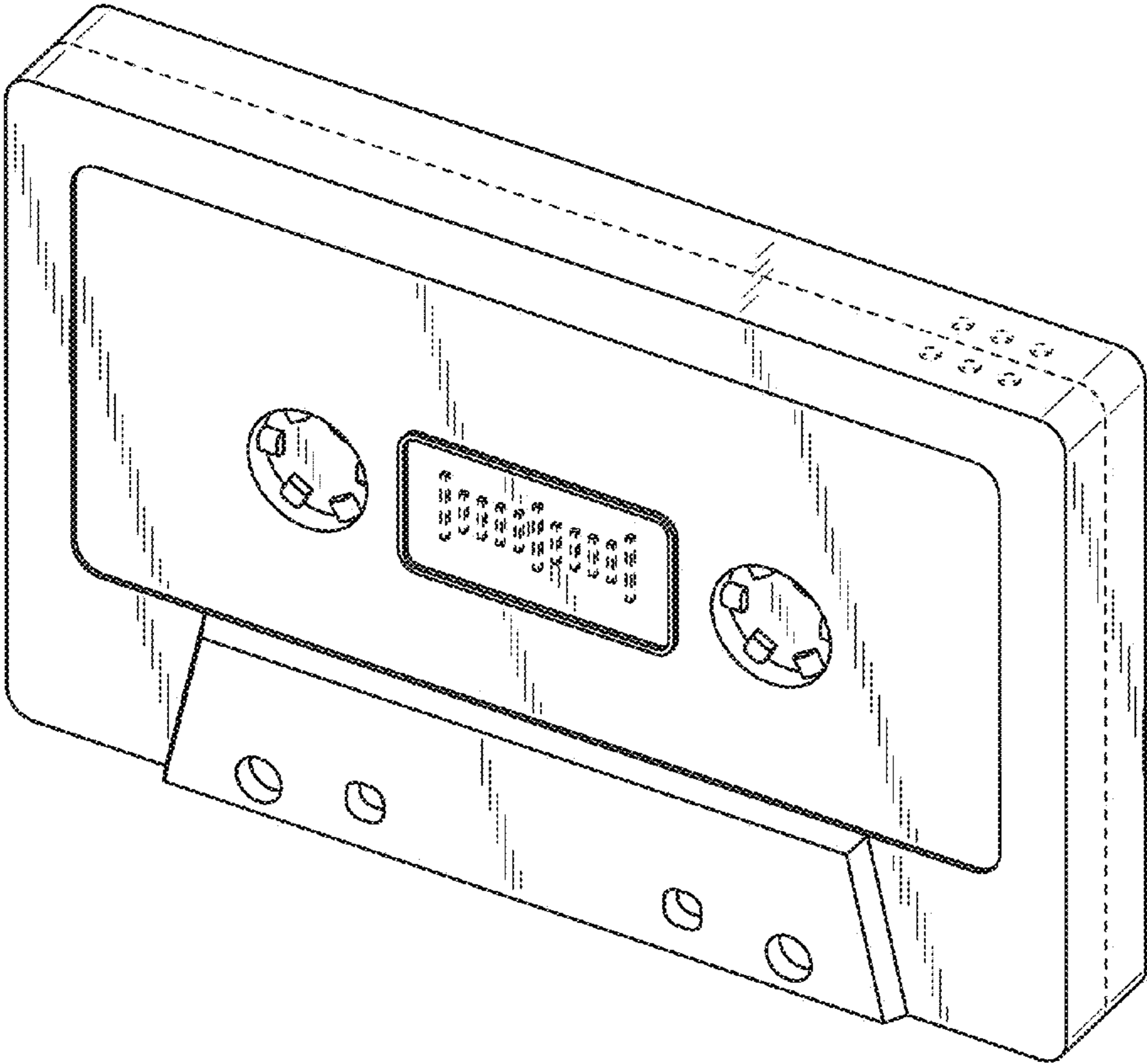


FIG. 1

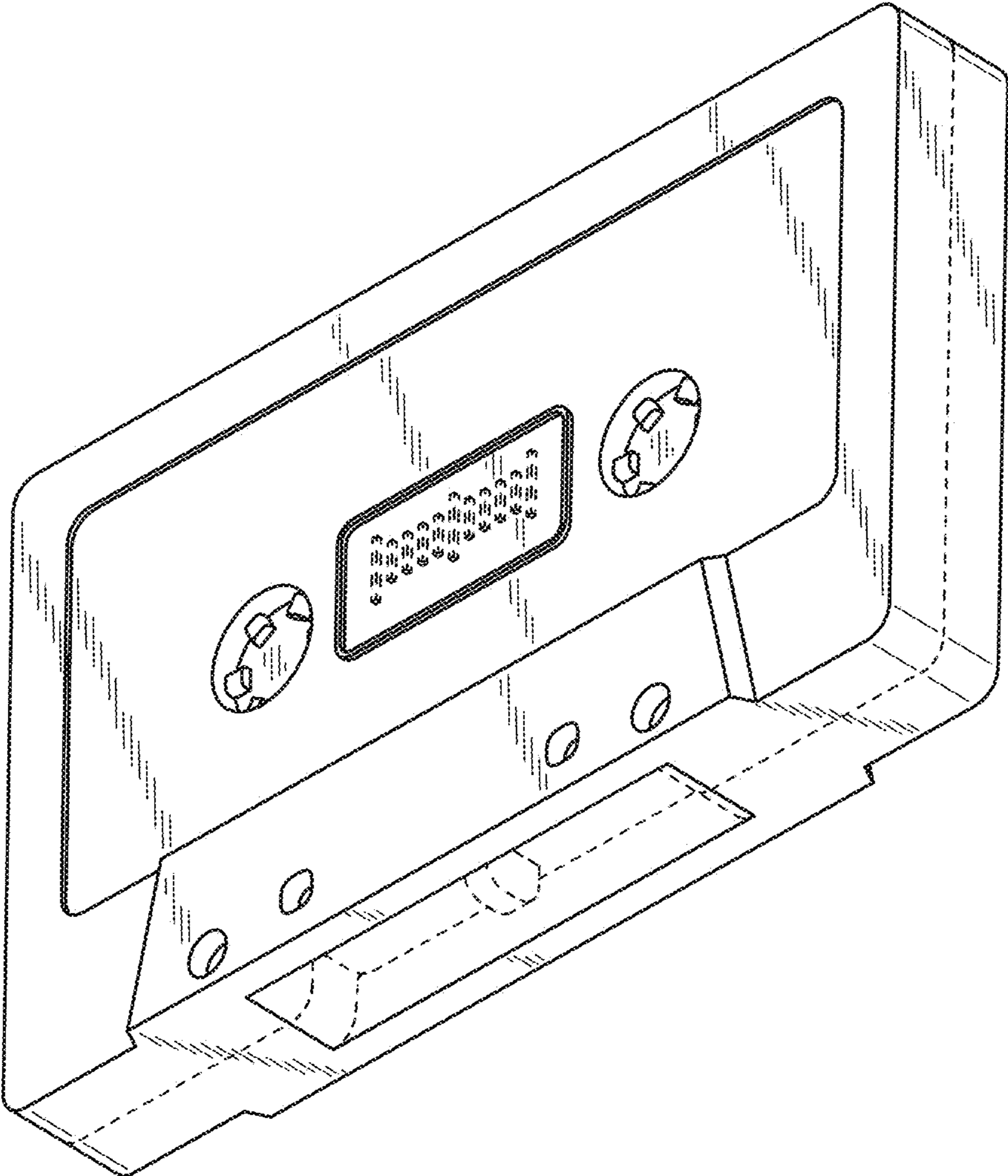


FIG. 2

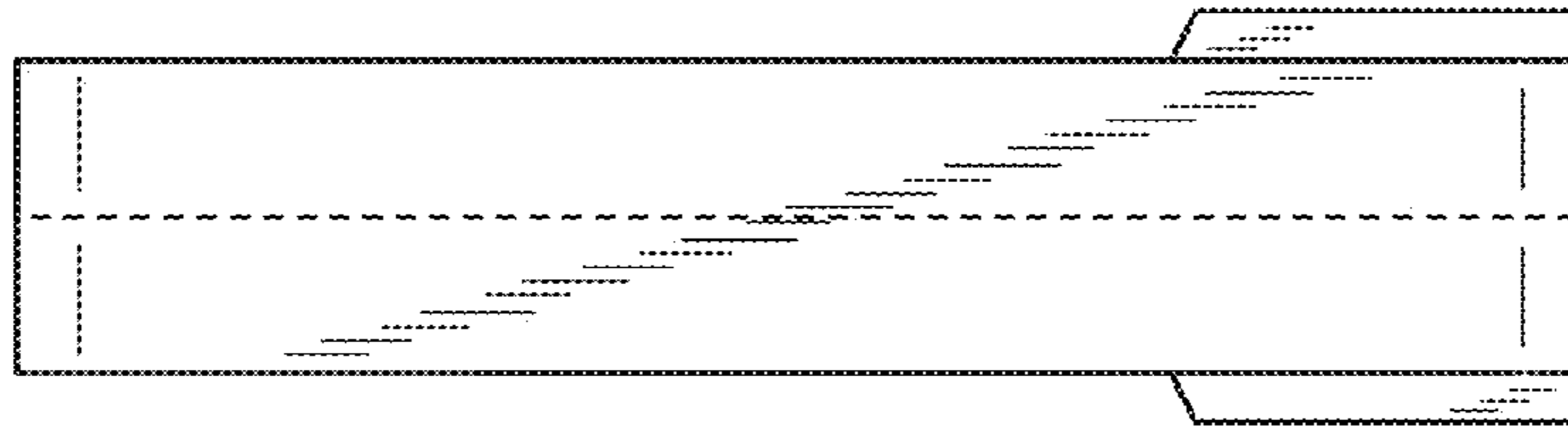


FIG. 4

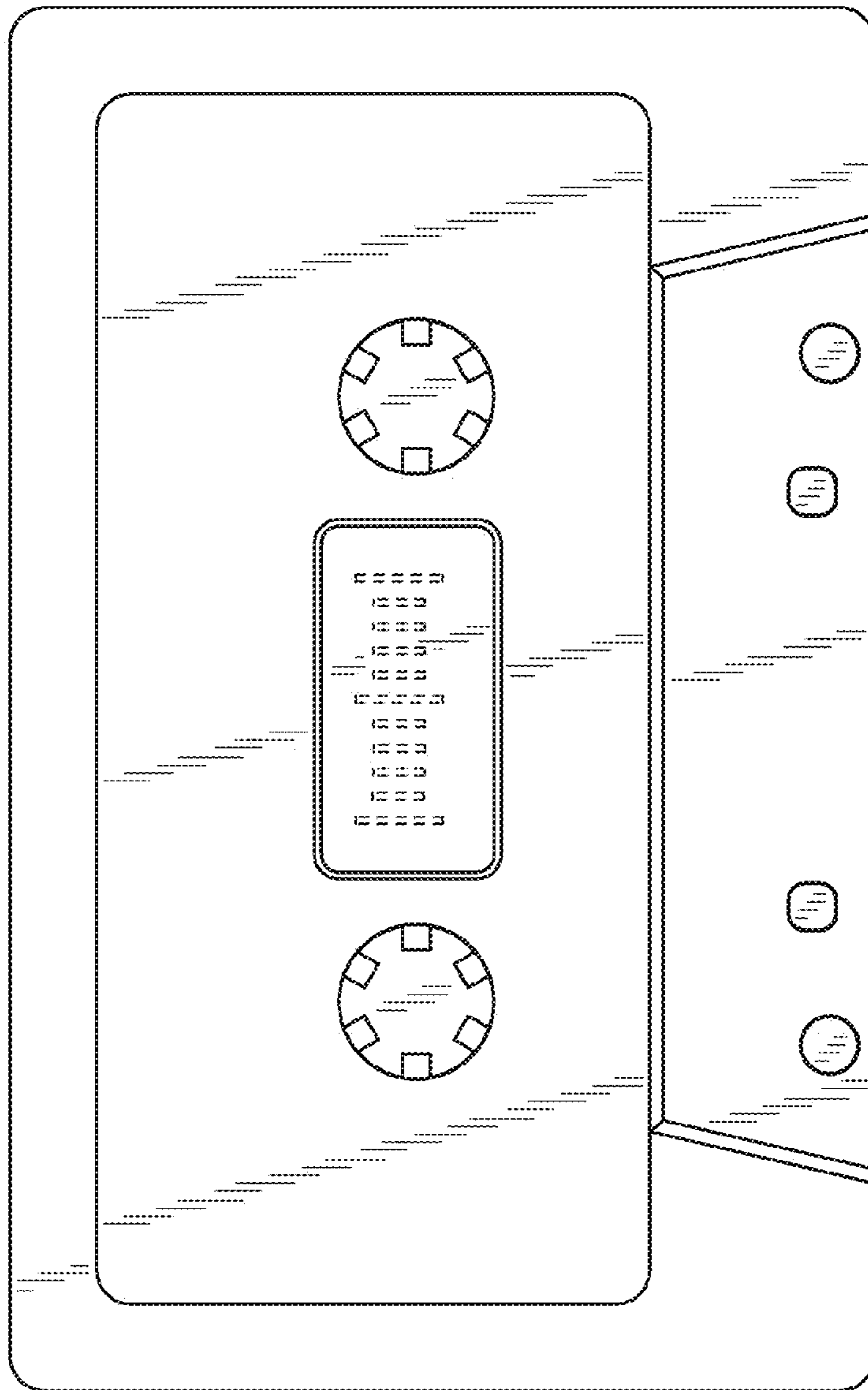


FIG. 3

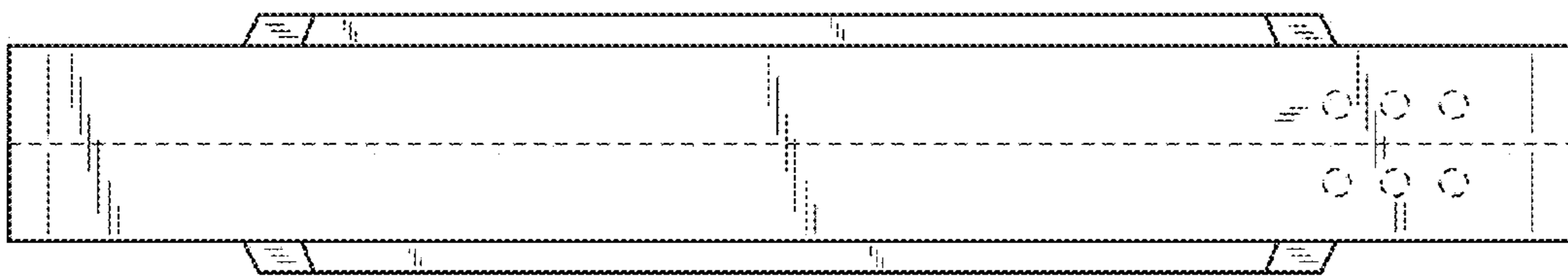


FIG. 5

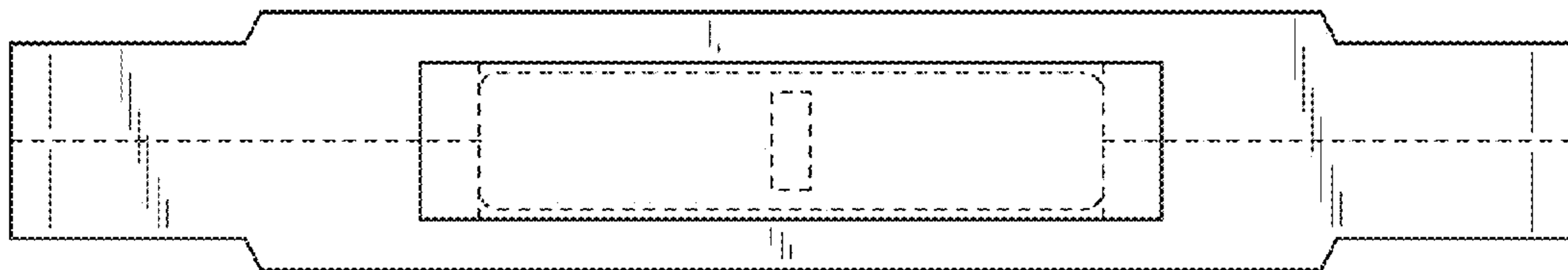


FIG. 6

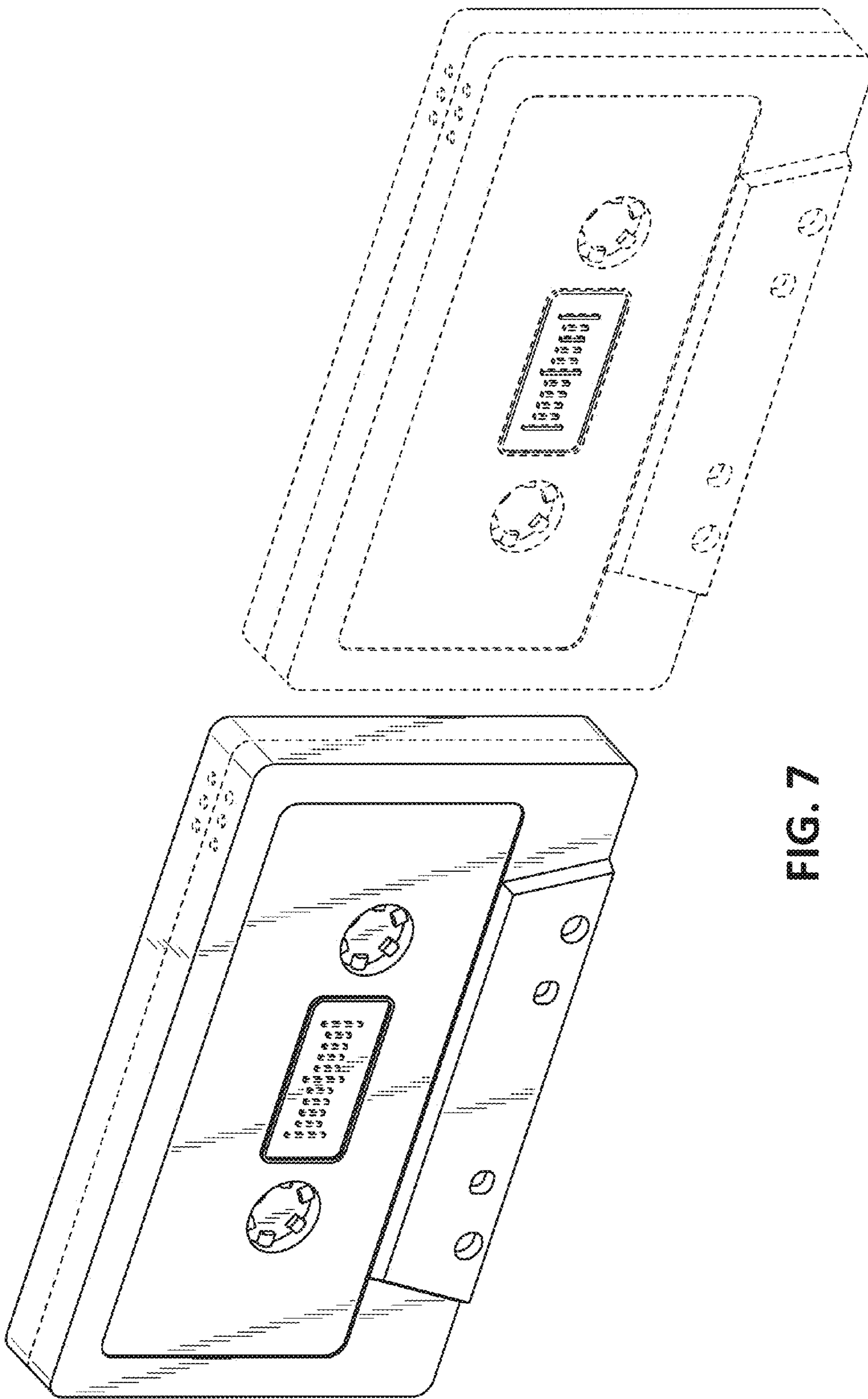


FIG. 7

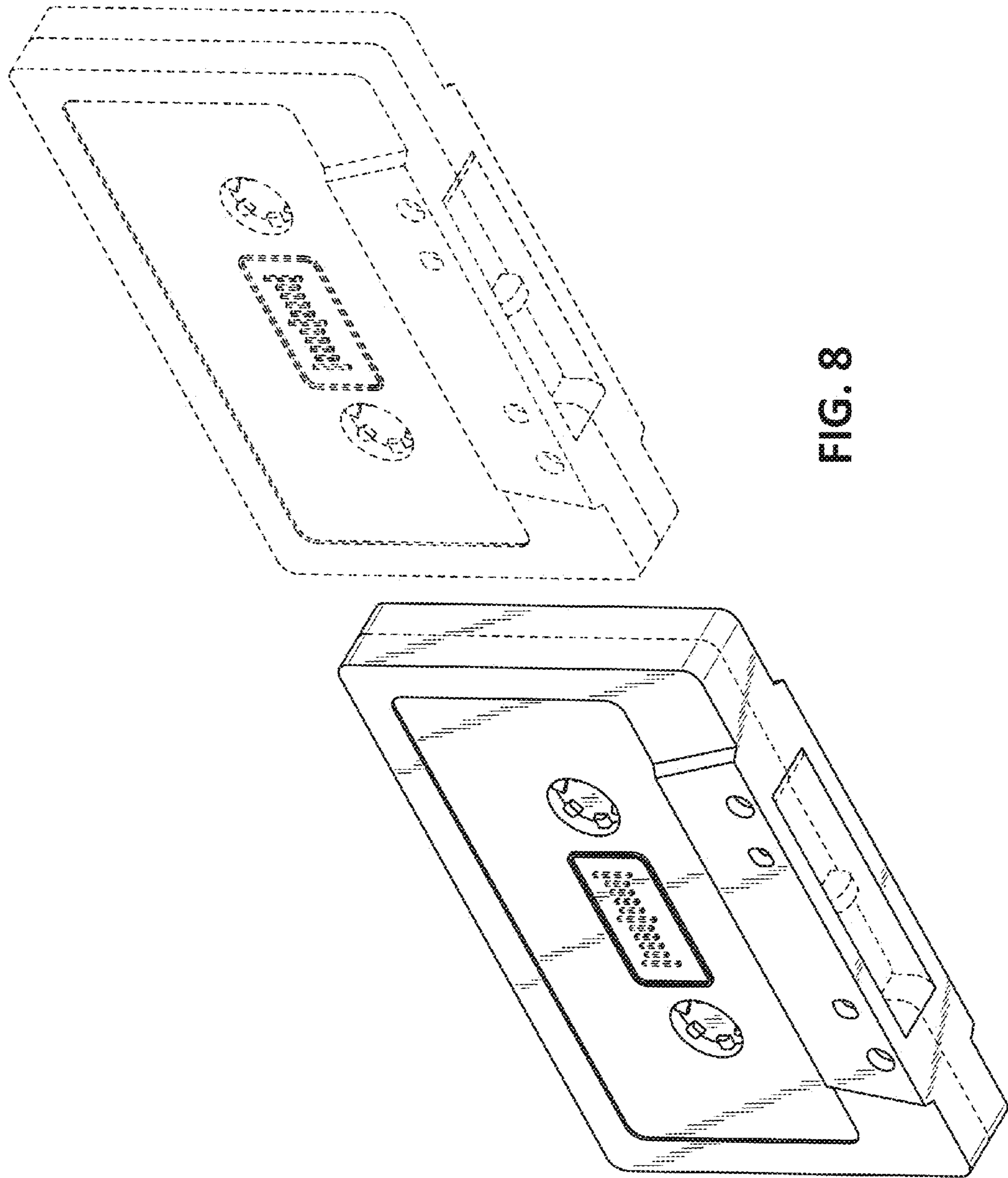


FIG. 8



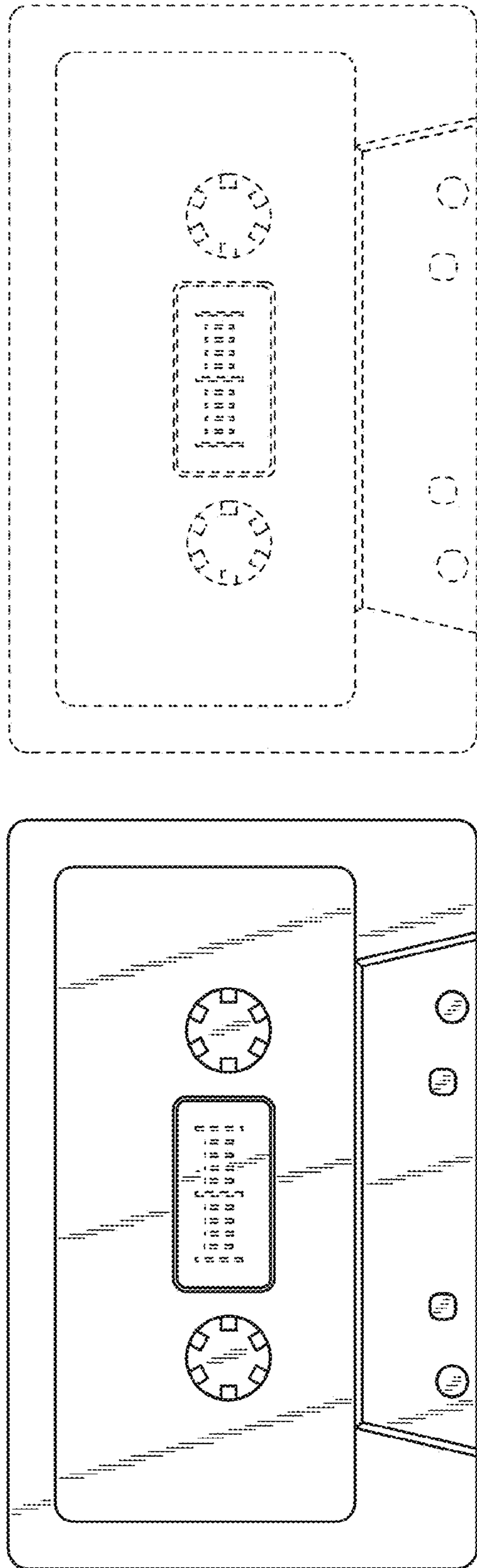




FIG. 9



**FIG. 10**



**FIG. 11**

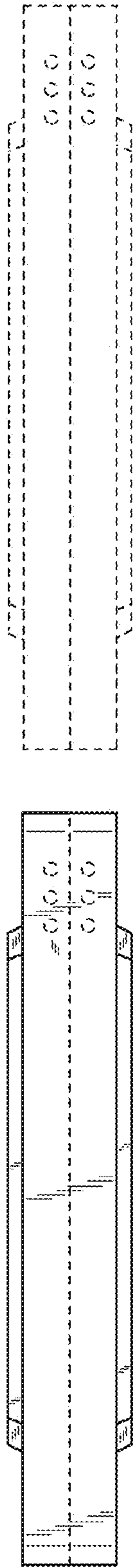


FIG. 12

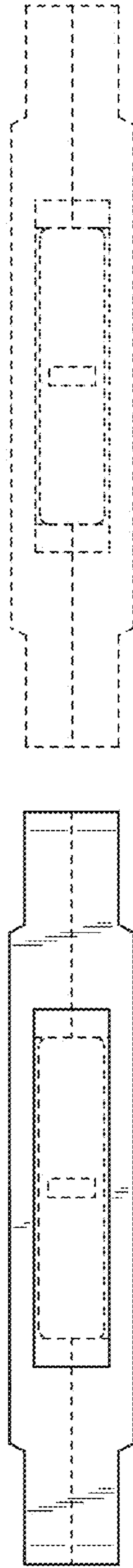


FIG. 13