



US00D691398S

(12) **United States Design Patent**
Chou

(10) **Patent No.:** **US D691,398 S**

(45) **Date of Patent:** **** Oct. 15, 2013**

(54) **BOTTOM WEIGHT FOR A BLIND**
(71) Applicant: **Tser Wen Chou**, Taipei (TW)
(72) Inventor: **Tser Wen Chou**, Taipei (TW)
(**) Term: **14 Years**

(21) Appl. No.: **29/441,385**

(22) Filed: **Jan. 4, 2013**

(51) **LOC (9) Cl.** **06-10**

(52) **U.S. Cl.**
USPC **D6/580**

(58) **Field of Classification Search**
USPC D6/575-580; D8/349, 352, 353, 368,
D8/369, 376; 160/84.01-84.08, 107, 108,
160/111, 113, 130, 133, 166.1, 168.1 R,
160/199, 330
See application file for complete search history.

(56) **References Cited**

U.S. PATENT DOCUMENTS

2,169,873 A * 8/1939 Clark, Jr. 160/178.1 R
3,041,719 A * 7/1962 Haseltine 29/517
D368,851 S * 4/1996 Cole et al. D8/376
6,206,075 B1 * 3/2001 Prince et al. 160/84.05
D439,784 S * 4/2001 Throne D6/580
D444,659 S * 7/2001 Colson et al. D6/580

D448,594 S * 10/2001 Throne D6/575
D452,403 S * 12/2001 Sudano D6/580
D489,210 S * 5/2004 Goldberg D6/580
6,901,988 B2 * 6/2005 Colson et al. 160/168.1 R
D514,364 S * 2/2006 Hsu D6/580
D633,742 S * 3/2011 Ng D6/580
2006/0113046 A1 * 6/2006 Prince et al. 160/236

* cited by examiner

Primary Examiner — Karen S Acker

(74) *Attorney, Agent, or Firm* — Ming Chow; Sinorica, LLC

(57) **CLAIM**

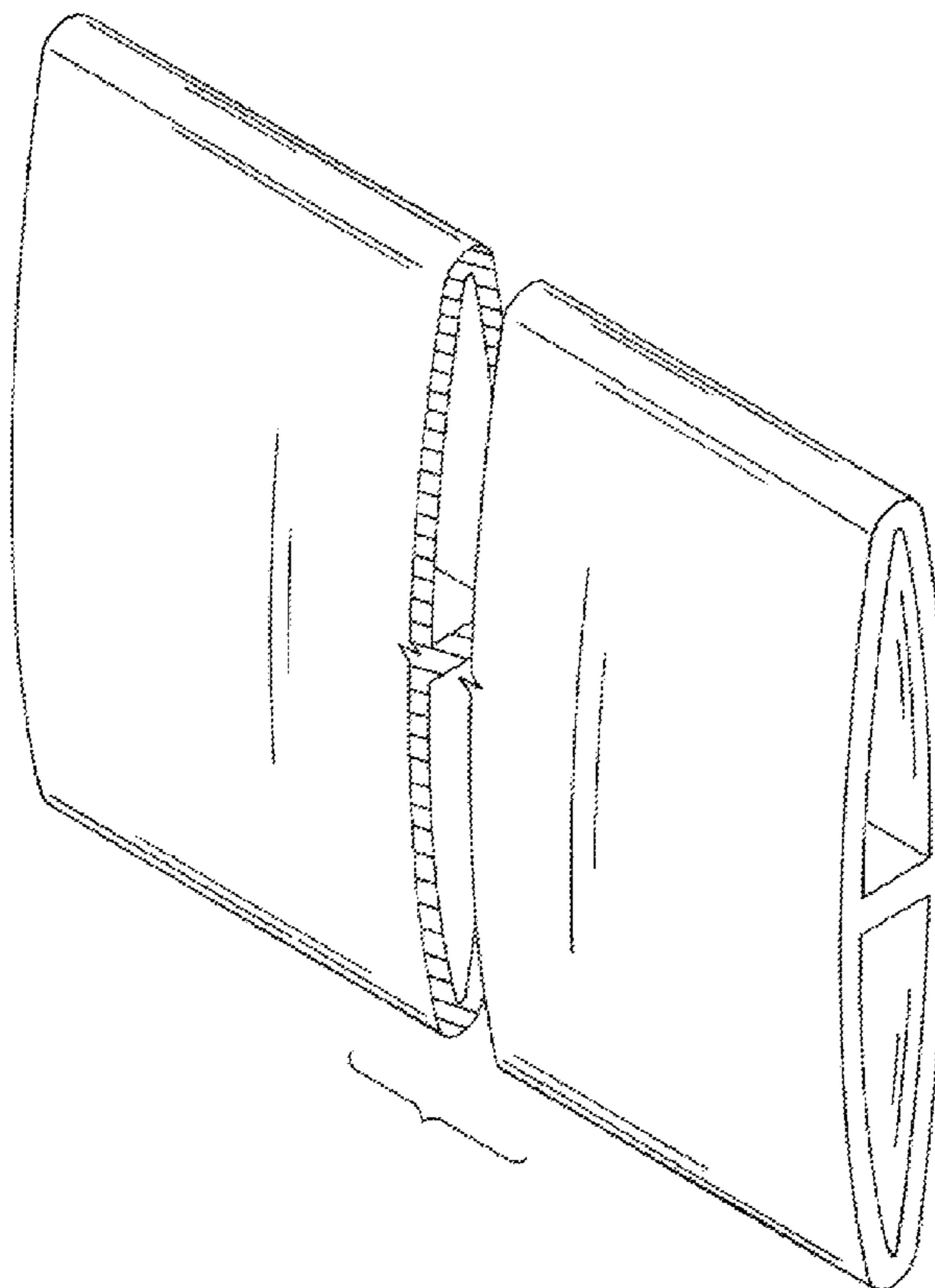
The ornamental design for a bottom weight for a blind, as shown and described.

DESCRIPTION

FIG. 1 is a perspective view of a bottom weight for a blind;
FIG. 2 is a front view thereof;
FIG. 3 is a rear view thereof;
FIG. 4 is a left side view thereof;
FIG. 5 is a right side view thereof;
FIG. 6 is a top view thereof; and,
FIG. 7 is a bottom view thereof.

The bottom weight for a blind includes a symbolic break along its length showing the manner of assembly of the two parts of the design. The area between the break lines forms no part of the claimed design.

1 Claim, 4 Drawing Sheets






FIG.1

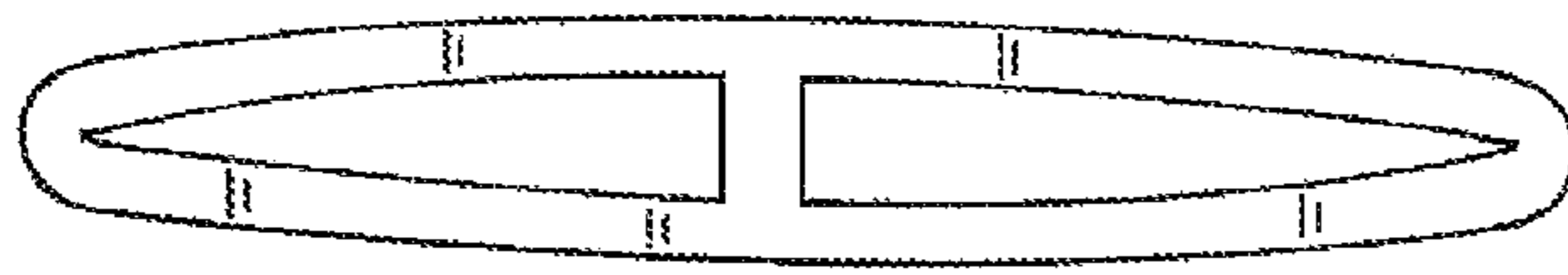


FIG.3

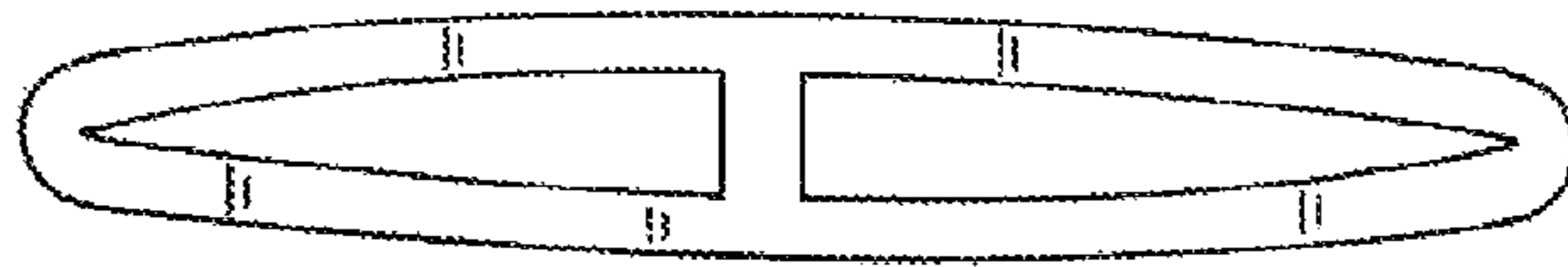


FIG.2




FIG. 4

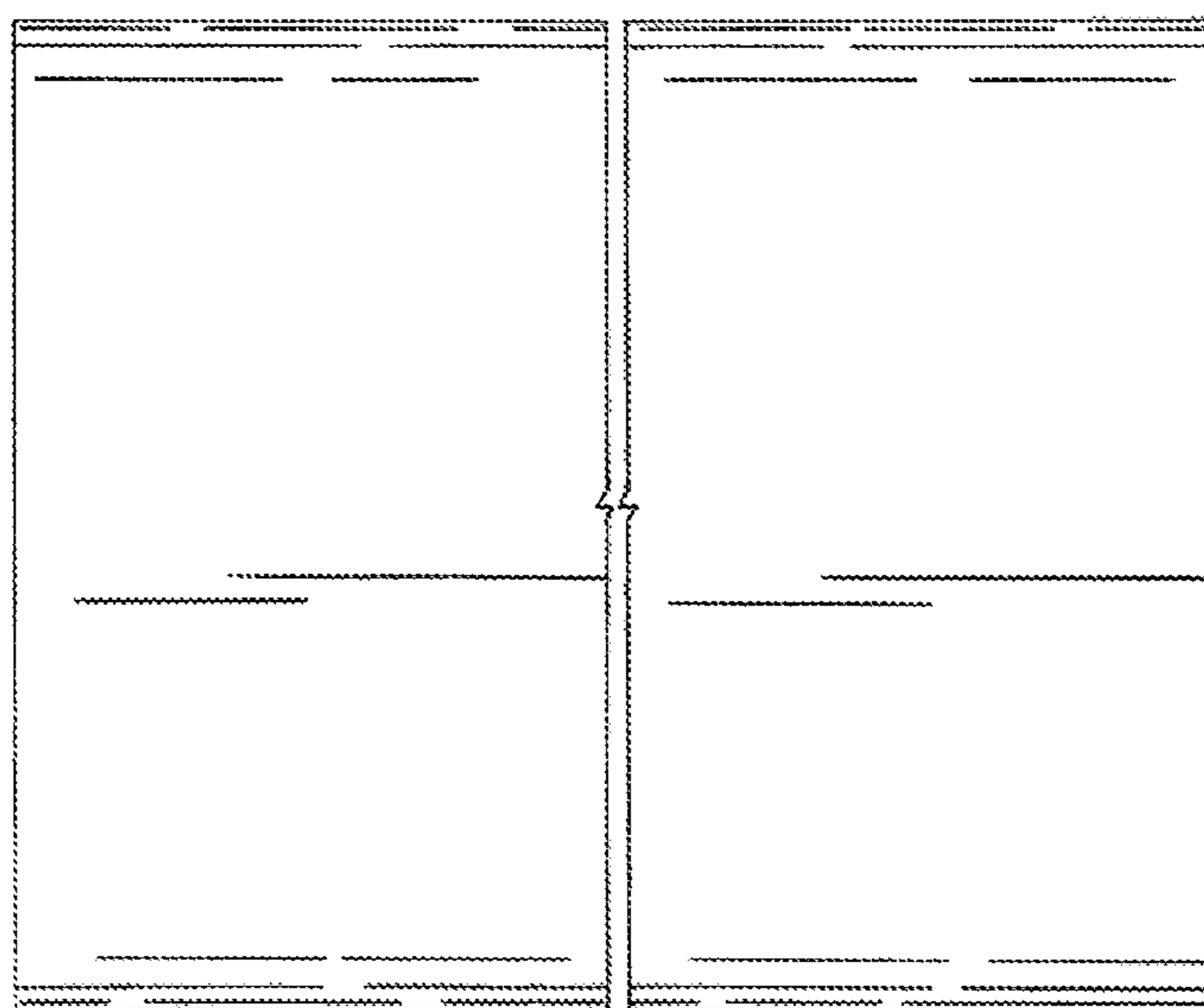


FIG. 5

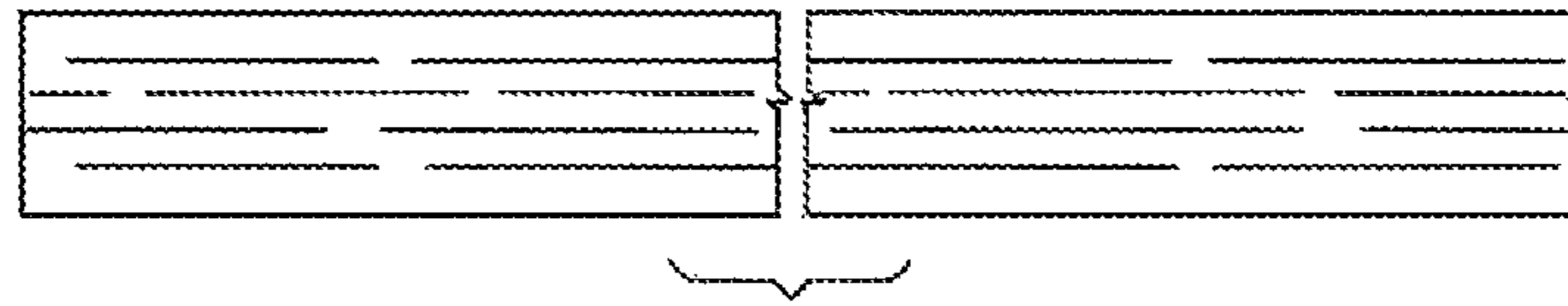


FIG. 6

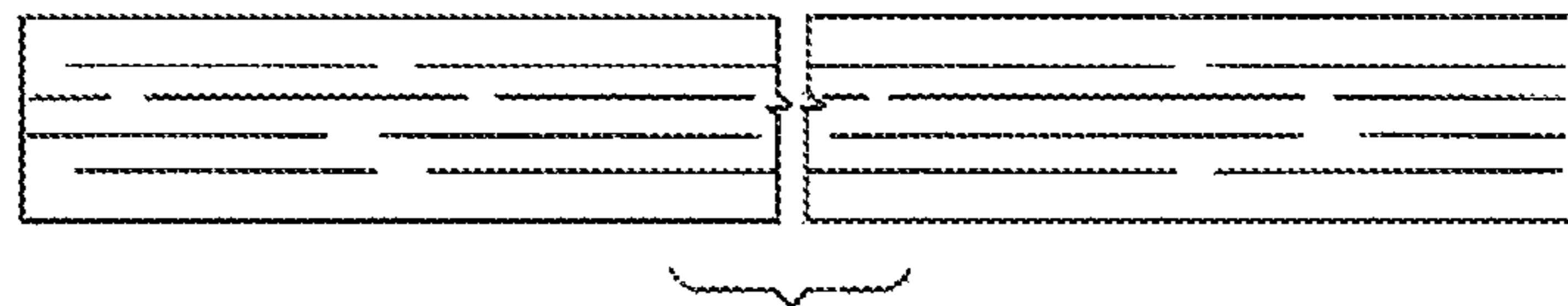


FIG. 7