

US00D691385S

(12) **United States Design Patent**
Gan

(10) **Patent No.:** **US D691,385 S**

(45) **Date of Patent:** **** Oct. 15, 2013**

(54) **CHAIR**

(75) Inventor: **Wen Hai Gan**, Guangzhou (CN)

(73) Assignee: **Guangzhou Vitek Home Products Ltd**,
Zini Village, ShaWan Town, Panyu
District, Guangzhou (CN)

(**) Term: **14 Years**

(21) Appl. No.: **29/418,834**

(22) Filed: **Apr. 23, 2012**

(51) **LOC (9) Cl.** **06-01**

(52) **U.S. Cl.**
USPC **D6/370**

(58) **Field of Classification Search**

USPC D6/334-336, 344-353, 360-381,
D6/388, 403, 491-502, 692, 708, 716, 716.2-716.4;
297/16.1, 22, 31, 35, 217.1, 228.12, 248,
297/256.16, 271.6, 284.4-284.5, 291, 297,
297/302.4, 411.2, 411.27-411.29, 411.43,
297/423.1, 423.12, 440.11, 440.15, 440.21-440.24,
297/448.1, 451.4, 452.13, 452.19, 452.21,
297/452.27, 452.29, 452.3, 452.41, 452.56,
297/452.64

See application file for complete search history.

(56) **References Cited**

U.S. PATENT DOCUMENTS

D194,031 S * 11/1962 Jensen et. al. D6/379
D357,821 S * 5/1995 Tedesco D6/379
D390,028 S * 2/1998 Caldwell D6/376
D437,139 S * 2/2001 Beck D6/379
D449,459 S * 10/2001 Diez Mintegi D6/374
D458,468 S * 6/2002 Levrangi D6/376

D464,494 S * 10/2002 Gasca Burges D6/374
D474,904 S * 5/2003 Ciabatti D6/370
D482,206 S * 11/2003 Ciabatti D6/376
D514,837 S * 2/2006 Muller D6/374
D517,824 S * 3/2006 Pensi D6/379
D525,056 S * 7/2006 Muller D6/500
D542,046 S * 5/2007 Pessa D6/379
D547,963 S * 8/2007 Olano D6/379
D548,477 S * 8/2007 Olano D6/379
D555,928 S * 11/2007 Pensi D6/379
D557,919 S * 12/2007 Rech D6/369
D558,480 S * 1/2008 Olano Jauregui D6/379
D579,052 S * 10/2008 Ciani et al. D6/379
D579,226 S * 10/2008 Pinaffo et al. D6/379
D597,757 S * 8/2009 Barbieri D6/374
D598,669 S * 8/2009 Schweikarth et al. D6/379
D645,272 S * 9/2011 Lissoni D6/376
D646,069 S * 10/2011 Starck D6/369
D660,044 S * 5/2012 Starck D6/379
D684,393 S * 6/2013 Gan D6/370

* cited by examiner

Primary Examiner — Ricky Pham


(57) **CLAIM**

I claim the ornamental design for a chair, as shown and described.

DESCRIPTION

FIG. 1 is a front and right side perspective view of a chair, showing my new design;
FIG. 2 is a front view thereof;
FIG. 3 is a rear view thereof;
FIG. 4 is a left side view thereof;
FIG. 5 is a right side view thereof;
FIG. 6 is a top view thereof; and,
FIG. 7 is a bottom view thereof.

1 Claim, 7 Drawing Sheets



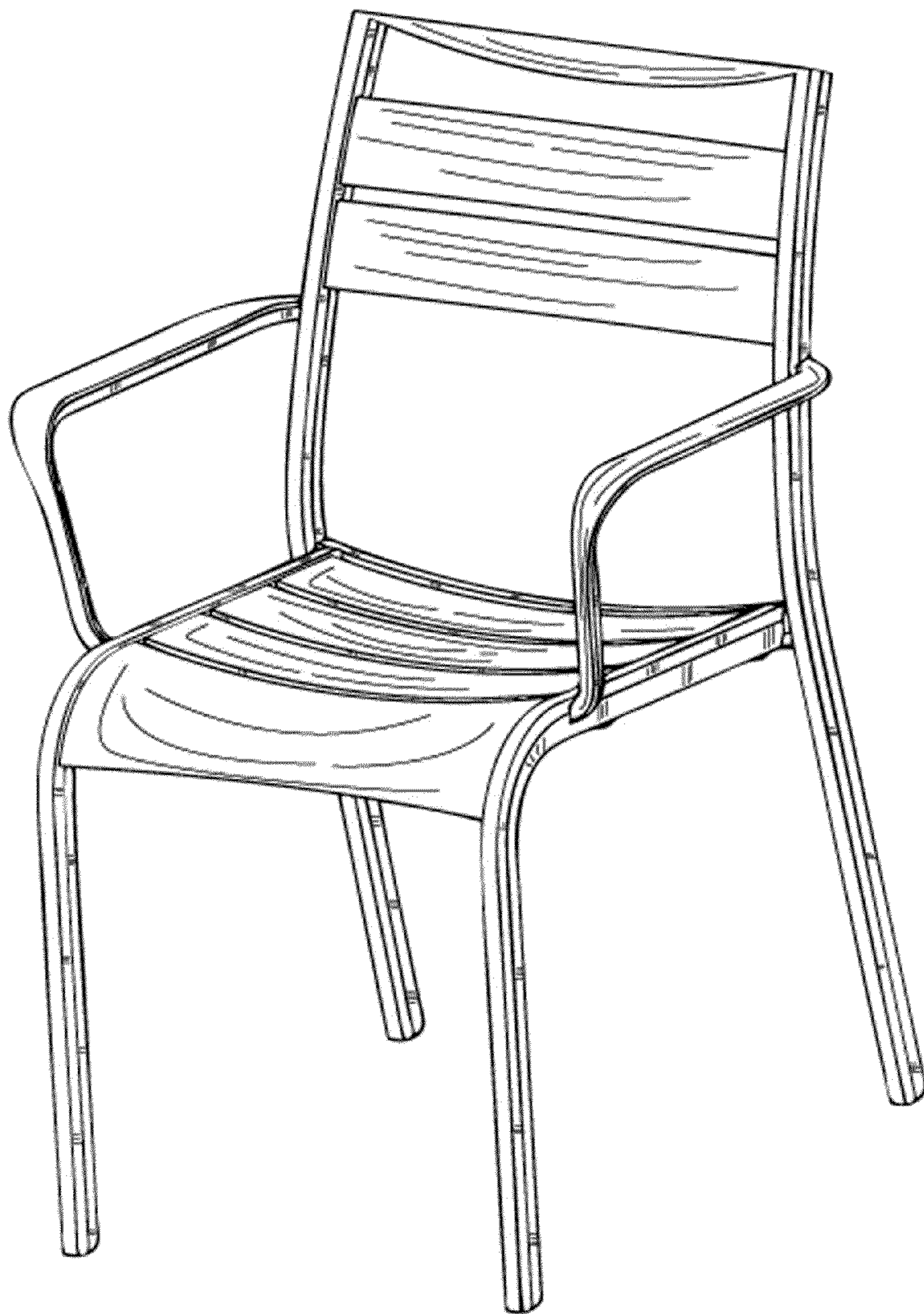


FIG. 1

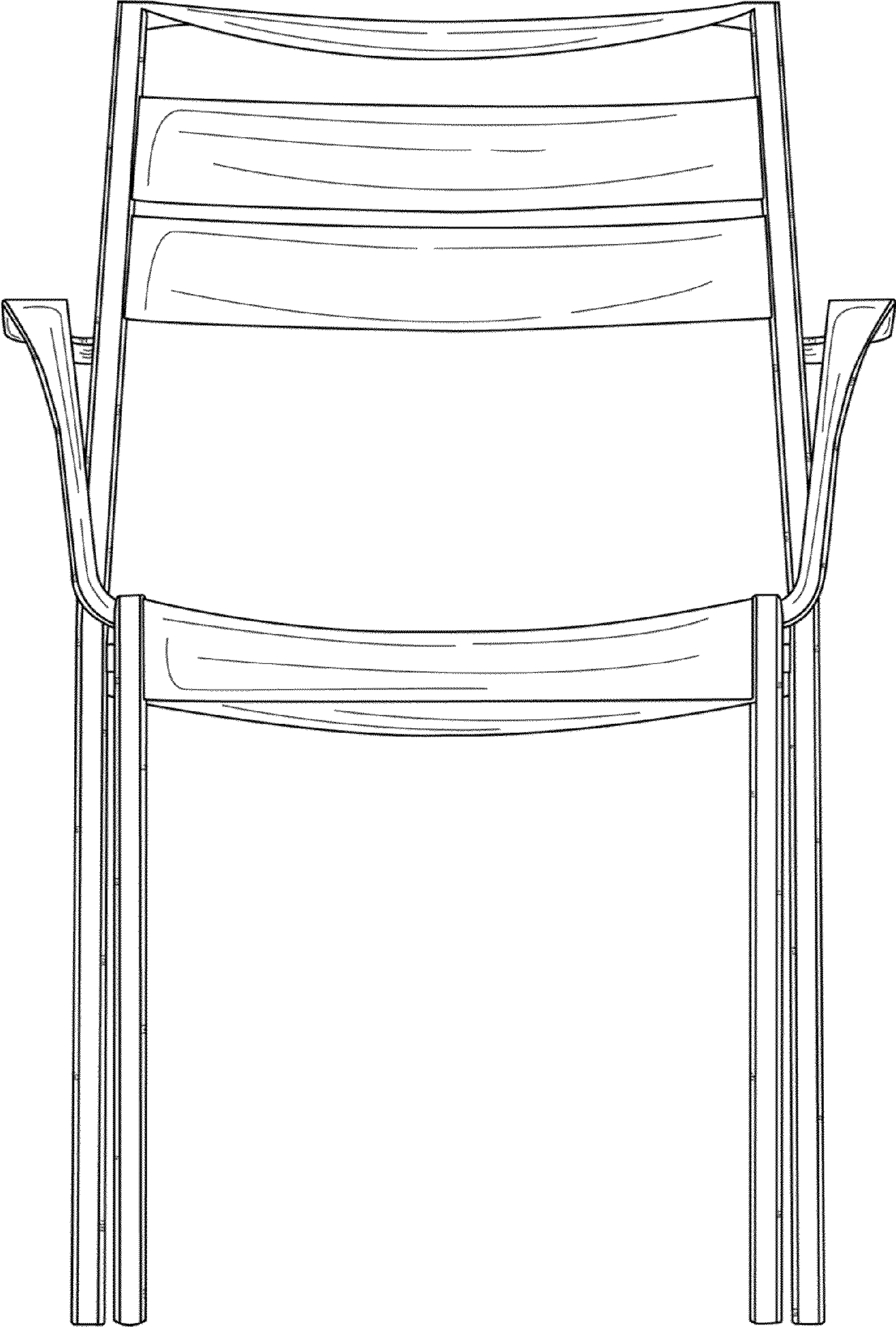


FIG. 2

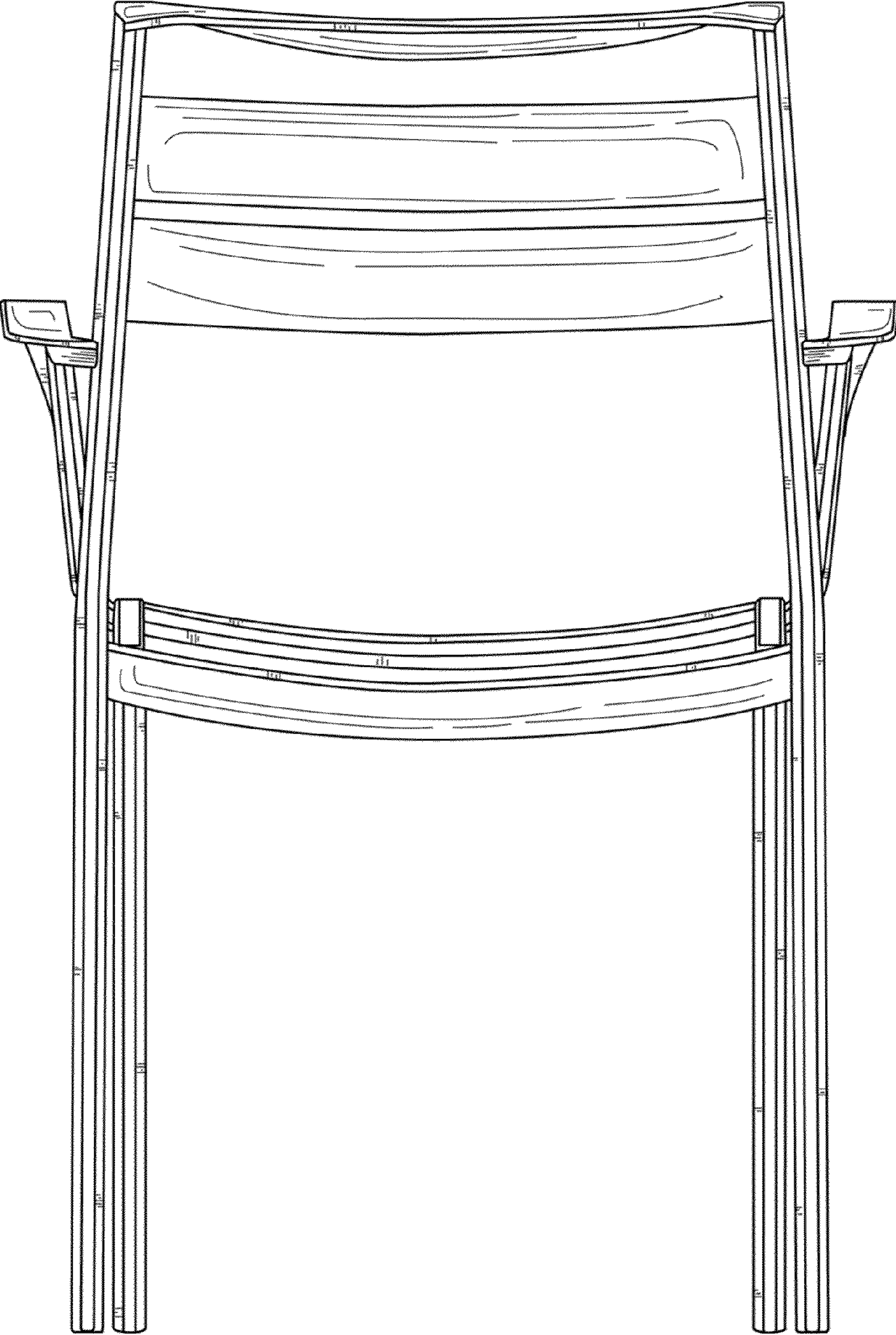


FIG. 3

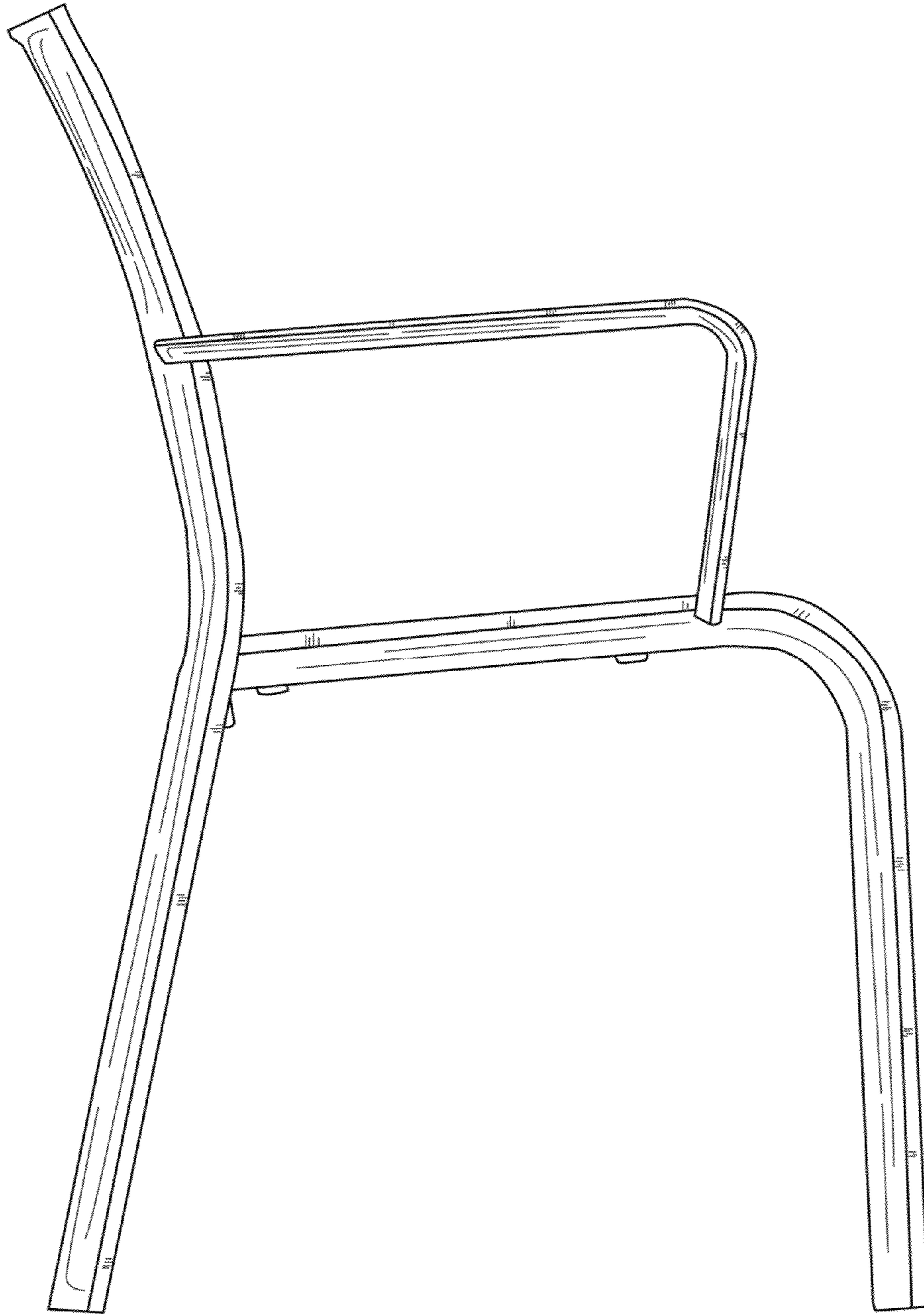


FIG. 4

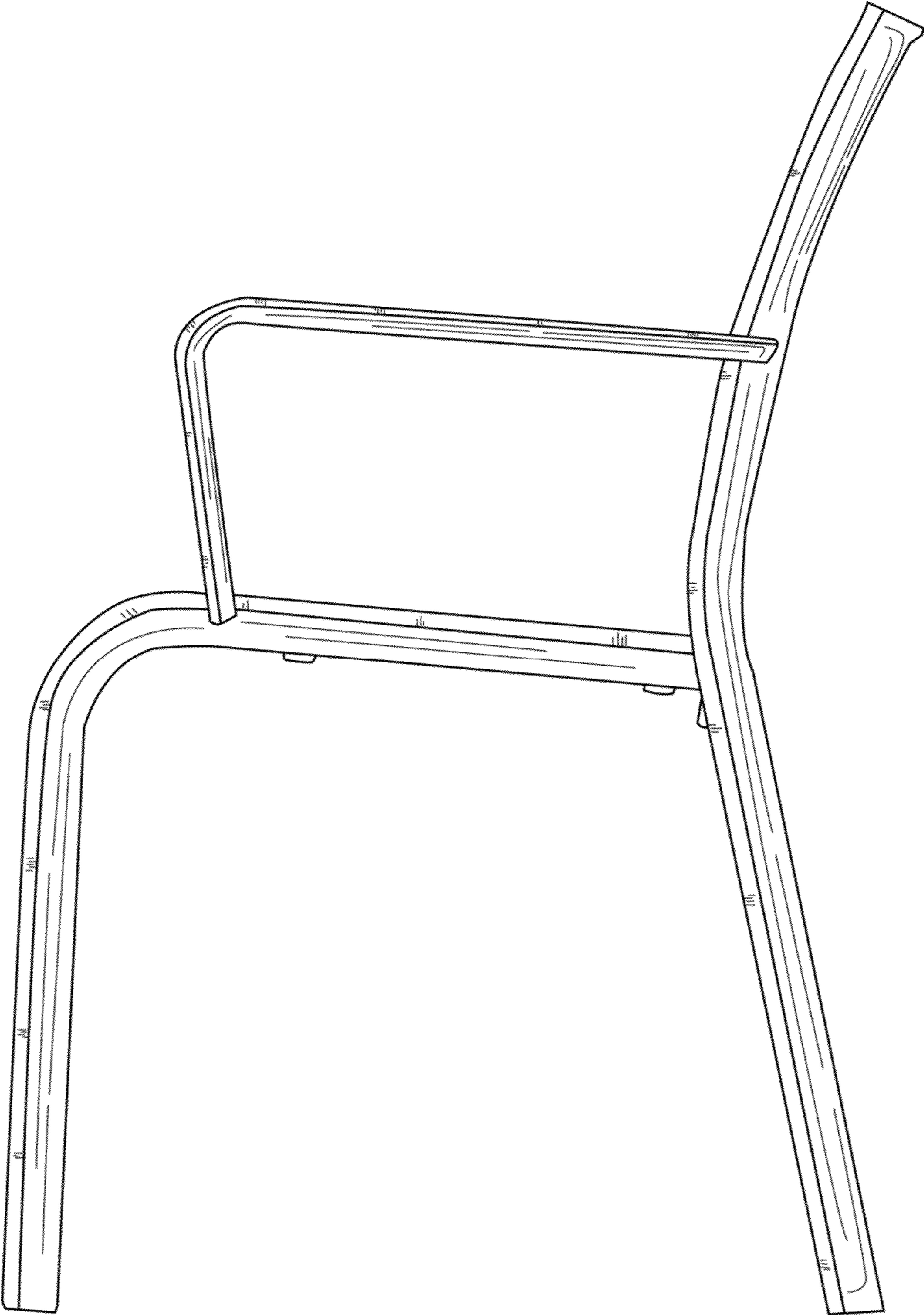


FIG. 5




FIG. 6

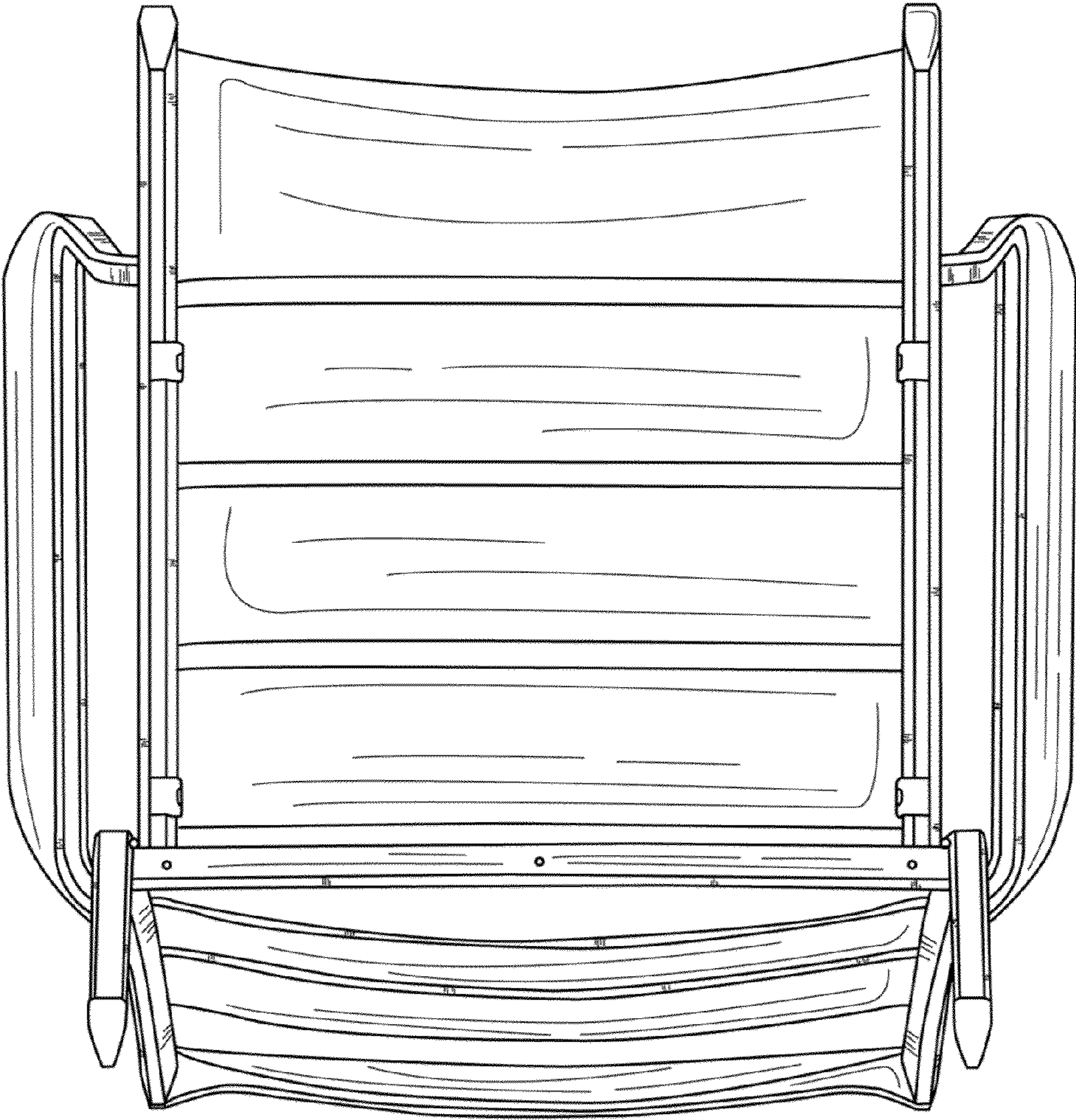


FIG. 7