



US00D691379S

(12) **United States Design Patent**
Gunjian

(10) **Patent No.:** **US D691,379 S**

(45) **Date of Patent:** **** Oct. 15, 2013**

(54) **TWISTED WIRE BRUSH**

(71) Applicant: **Brushtech, Inc.**, Plattsburgh, NY (US)

(72) Inventor: **Zaven Gunjian**, Plattsburgh, NY (US)

(73) Assignee: **Brushtech, Inc.**, Plattsburgh, NY (US)

(**) Term: **14 Years**

(21) Appl. No.: **29/443,411**

(22) Filed: **Jan. 17, 2013**

(51) **LOC (9) Cl.** **04-01**

(52) **U.S. Cl.**
USPC **D4/131**

(58) **Field of Classification Search**
USPC D4/119, 120, 131, 132, 134, 114, 118,
D4/128, 102; 15/159.1, 160, 106, 114,
15/118, 206; 600/569; 401/129; 132/218
See application file for complete search history.

(56) **References Cited**

U.S. PATENT DOCUMENTS

D353,715 S * 12/1994 Willinger D4/119
5,713,369 A * 2/1998 Tao et al. 600/569

D396,348 S * 7/1998 Chaves D4/102
D426,069 S * 6/2000 Chen D4/128
D454,003 S * 3/2002 Saxon D4/131
6,957,654 B2 * 10/2005 Montoli et al. 132/218
7,254,860 B2 * 8/2007 Dumler et al. 15/207.2
D657,144 S * 4/2012 Autie D4/131
D658,388 S * 5/2012 Persson D4/131
8,256,437 B2 * 9/2012 Gueret 132/218
8,323,211 B2 * 12/2012 Larkin 600/569

* cited by examiner

Primary Examiner — Austin Murphy

(74) *Attorney, Agent, or Firm* — Burr & Brown

(57) **CLAIM**

The ornamental design for a twisted wire brush, as shown and described.

DESCRIPTION

FIG. 1 is a top view illustrating my new design, the bottom view being a mirror image thereof;
FIG. 2 is a front view thereof, the rear view being a mirror image thereof,
FIG. 3 is a left side view thereof; and,
FIG. 4 is a right side view thereof.

1 Claim, 1 Drawing Sheet

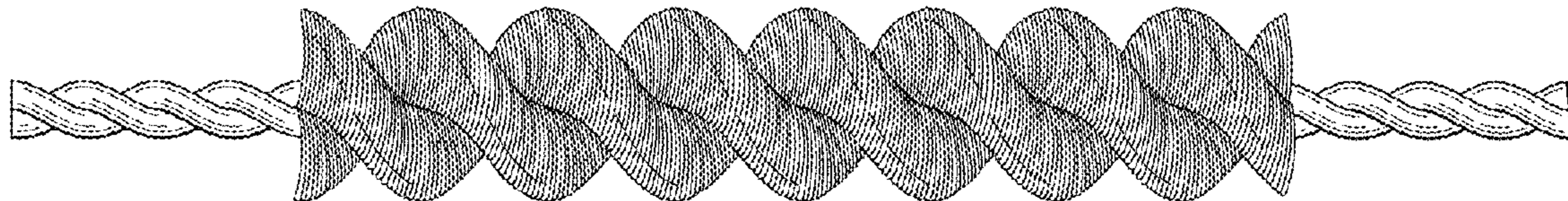


FIG. 1

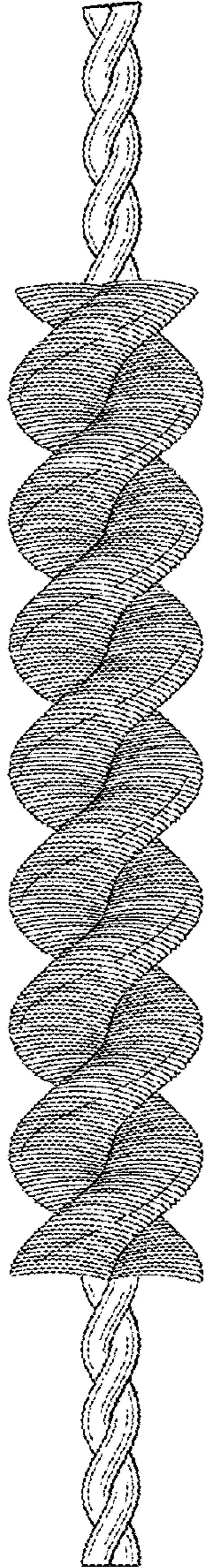


FIG. 2

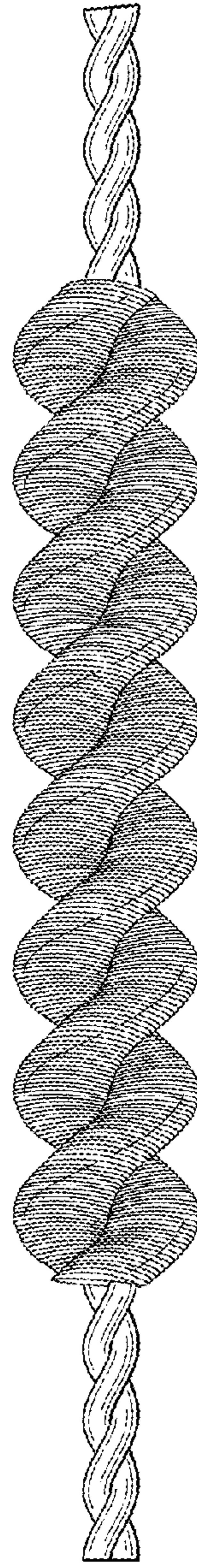


FIG. 3

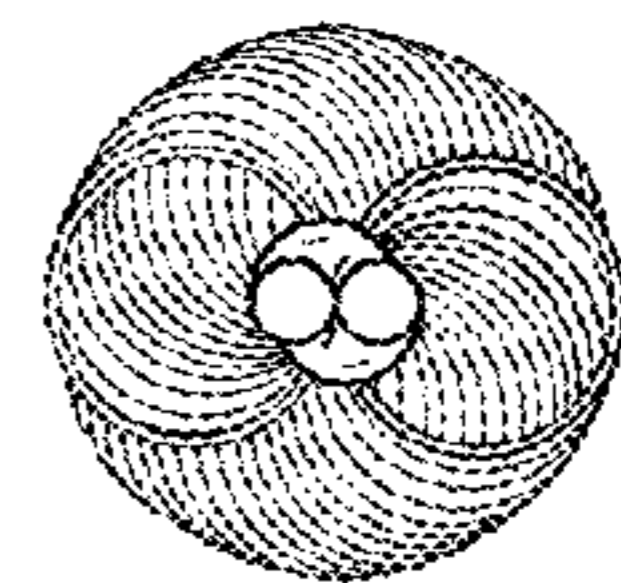


FIG. 4

