

US00D691353S

(12) **United States Design Patent**  
**Little**

(10) **Patent No.:** **US D691,353 S**  
(45) **Date of Patent:** **\*\* Oct. 15, 2013**

(54) **PAIR OF SANDALS**

(71) Applicant: **Anthony A. Little**, St. Petersburg, FL  
(US)

(72) Inventor: **Anthony A. Little**, St. Petersburg, FL  
(US)

(73) Assignee: **Positive Lifestyle International, LLC**,  
Tampa, FL (US)

(\*\*) Term: **14 Years**

(21) Appl. No.: **29/434,225**

(22) Filed: **Oct. 11, 2012**

(51) **LOC (9) Cl.** ..... **02-04**

(52) **U.S. Cl.**  
USPC ..... **D2/917**

(58) **Field of Classification Search**  
USPC ..... D02/897, 898–900, 903, 907, 948,  
D02/969, 972–974; 36/45, 50.1, 83, 77 M,  
36/77 R, 88, 113, 114, 126–131, 22 R, 25 R,  
36/34 R  
See application file for complete search history.

(56) **References Cited**

**U.S. PATENT DOCUMENTS**

D254,175 S *	2/1980	Corcoran et al.	.....	D2/898
D342,597 S *	12/1993	Clark	.....	D2/898
D433,790 S *	11/2000	Oliver	.....	D2/957
6,151,801 A *	11/2000	Frederiksen et al.	.....	36/11.5
D575,484 S *	8/2008	Kalinsky	.....	D2/917
D581,148 S *	11/2008	Kalinsky	.....	D2/969

D586,088 S *	2/2009	Rubalsky et al.	.....	D2/909
D591,936 S *	5/2009	Frederiksen et al.	.....	D2/917
D593,733 S *	6/2009	Frederiksen et al.	.....	D2/917
D612,137 S *	3/2010	Duan	.....	D2/956
D630,005 S *	1/2011	Fliri	.....	D2/897
D640,043 S *	6/2011	Buck	.....	D2/898
D646,870 S *	10/2011	Patterson	.....	D2/917
D650,977 S *	12/2011	Eggert et al.	.....	D2/946
2010/0299962 A1 *	12/2010	Fliri	.....	36/94

\* cited by examiner

*Primary Examiner* — Robert M Spear

*Assistant Examiner* — Rashida C McCoy

(74) *Attorney, Agent, or Firm* — Michael J. Colitz, Jr.

(57) **CLAIM**

The ornamental design for a pair of sandals, as shown and described.

**DESCRIPTION**

FIG. 1 is a bottom view of a pair of sandals showing my new design.

FIG. 2 is a right side view of a pair of sandals

FIG. 3 is a left side view of a pair of sandals.

FIG. 4 is a plan view of a pair of sandals.

FIG. 5 is front view of a pair of sandals; and,

FIG. 6 is a back view of a pair of sandals.

Shown is a sandal for a right foot. Also claimed is a sandal for a left foot wherein all Figures are mirror images of the Figures shown above. The portions of the design shown in broken lines form no part of the claimed design.

**1 Claim, 3 Drawing Sheets**

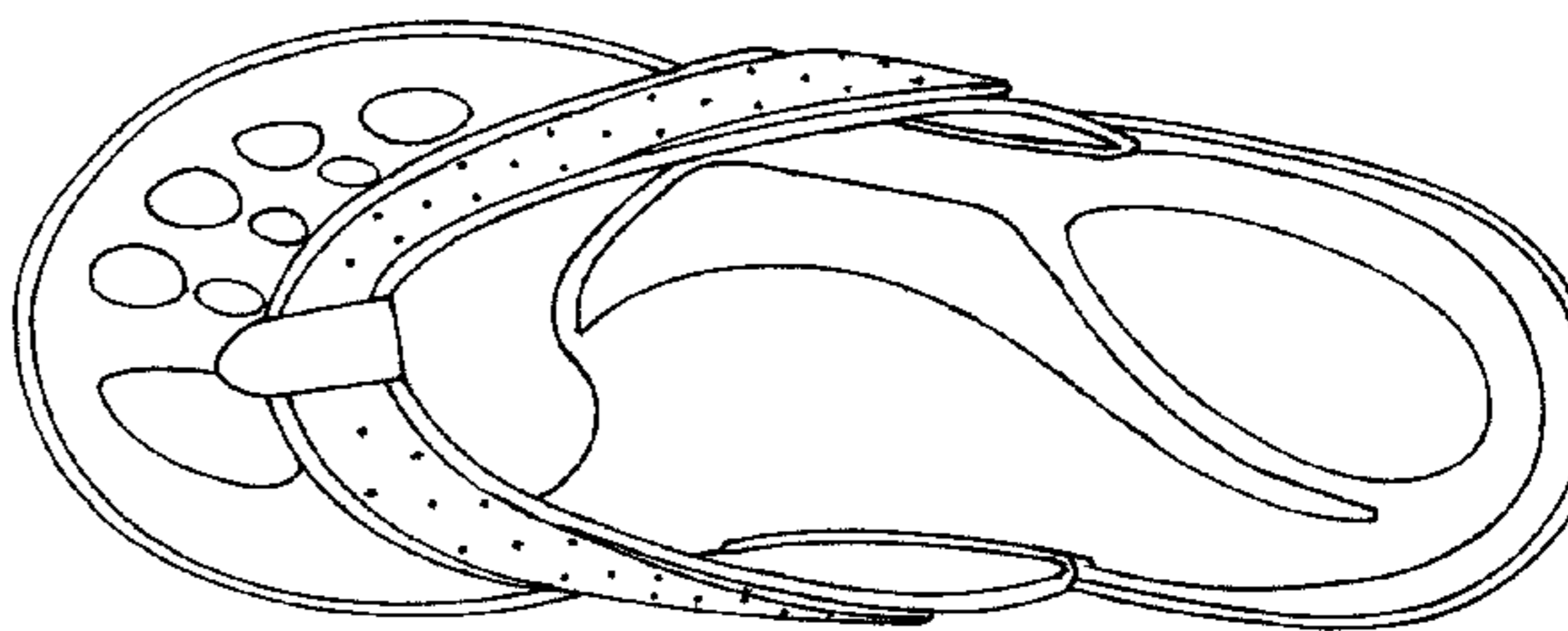
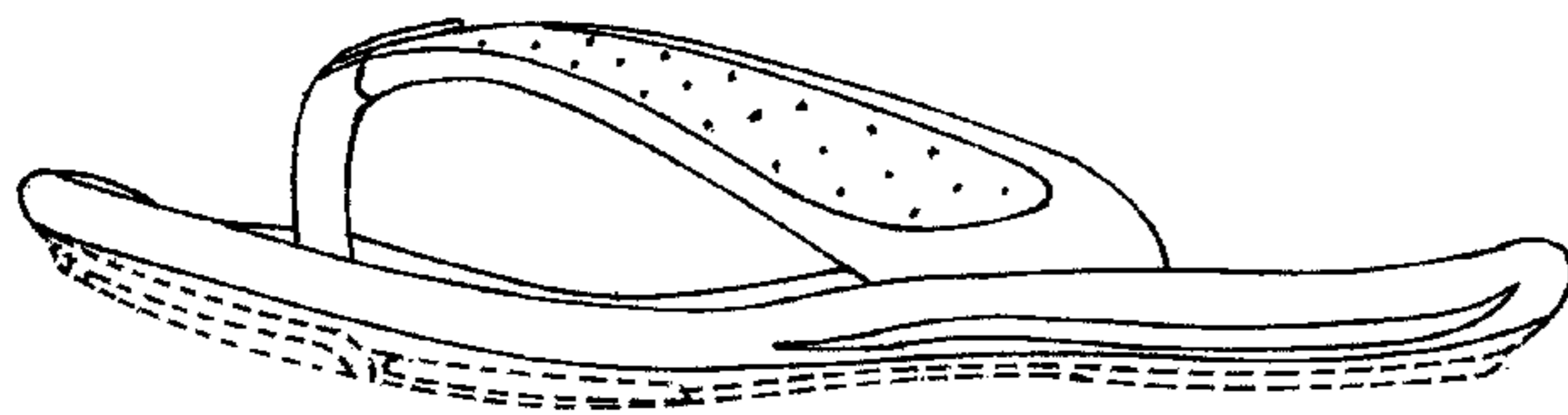


FIG. 1

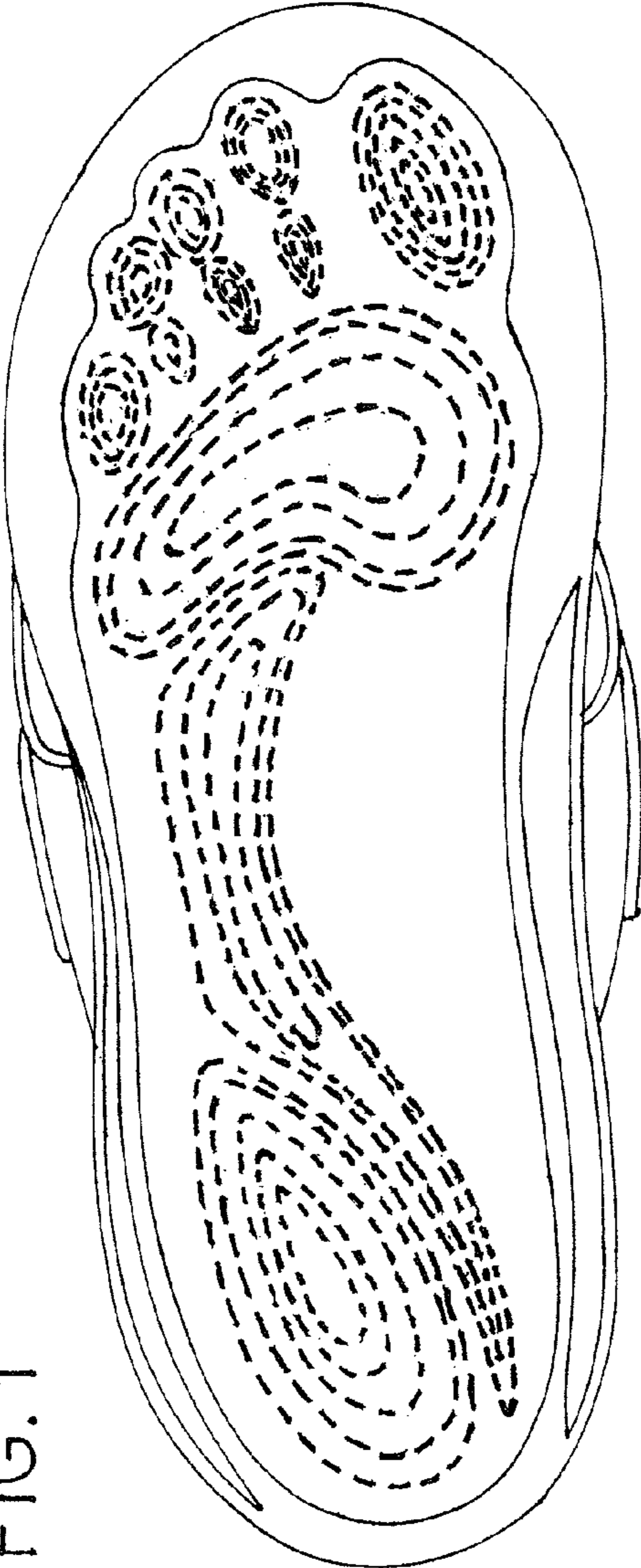


FIG. 2

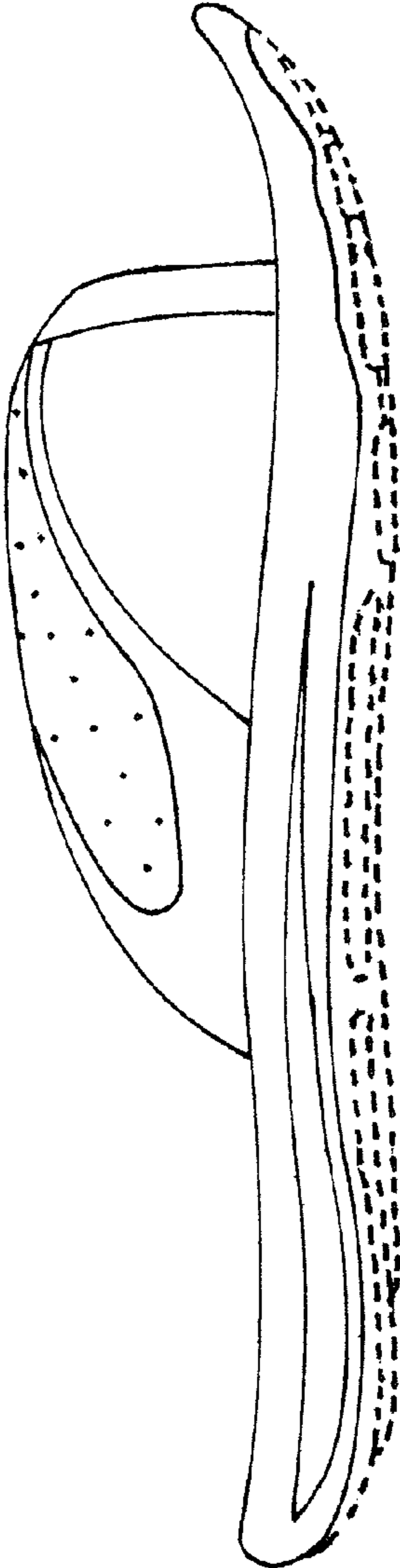


FIG. 3

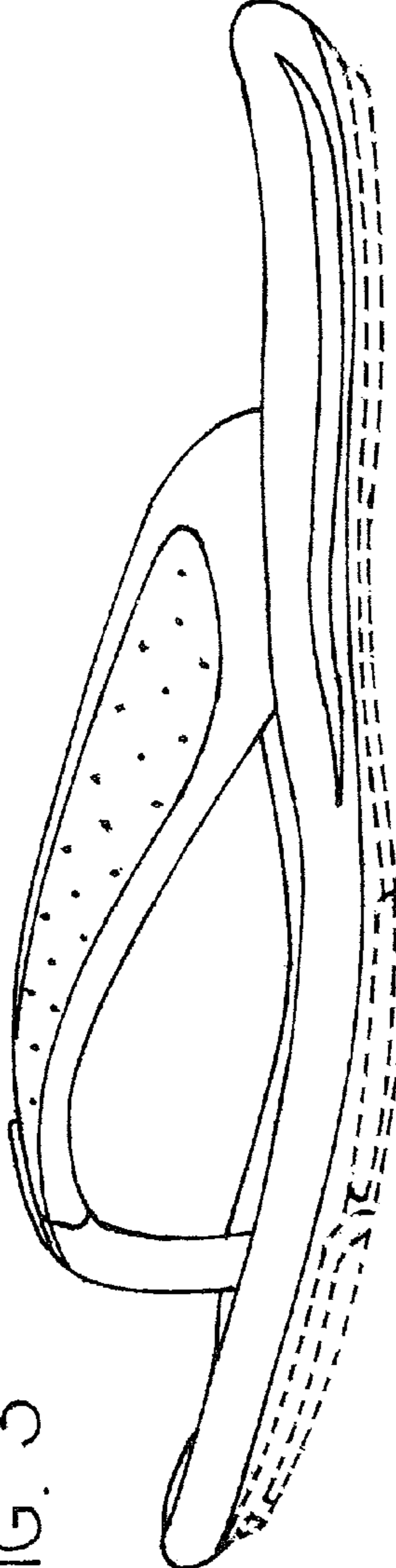


FIG. 4

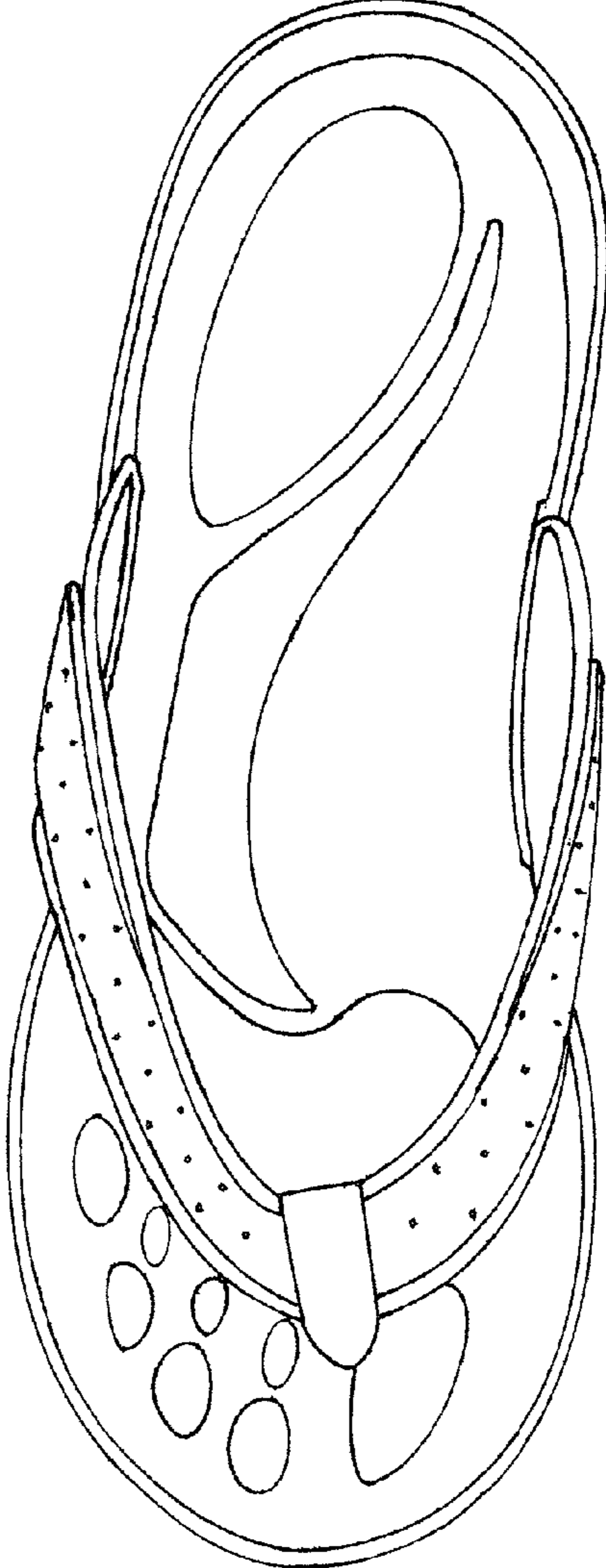


FIG. 5

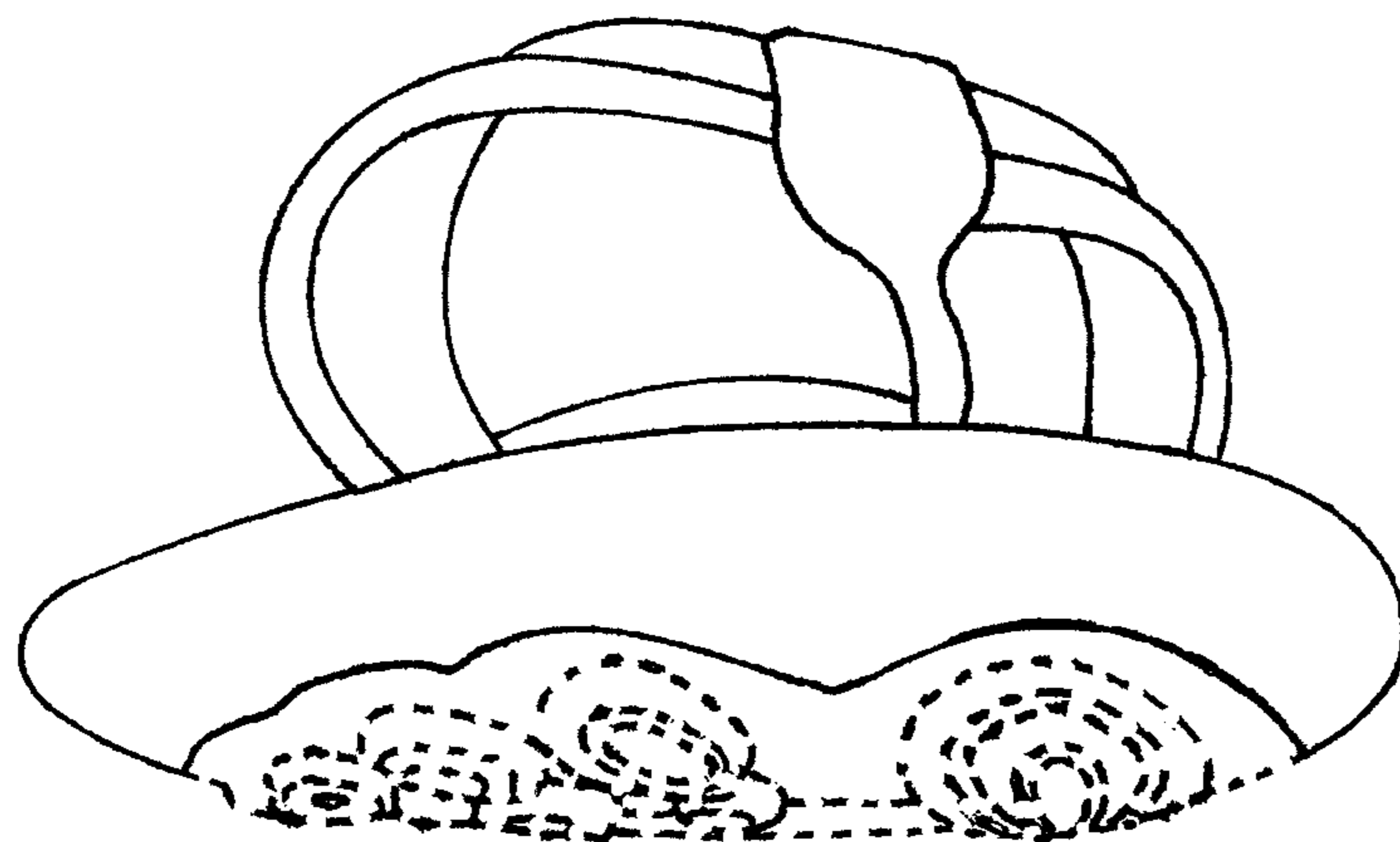


FIG. 6

