



US00D691352S

(12) **United States Design Patent**
Scherf

(10) **Patent No.:** **US D691,352 S**
(45) **Date of Patent:** **** Oct. 15, 2013**

- (54) **BOOT**
- (71) Applicant: **Bekina NV**, Kluisbergen (BE)
- (72) Inventor: **Rudolf Alfred Scherf**, Köln (DE)
- (73) Assignee: **Bekina NV** (BE)
- (**) Term: **14 Years**
- (21) Appl. No.: **29/445,581**
- (22) Filed: **Feb. 13, 2013**

2,498,437 A *	2/1950	L Hollier	36/4
D238,910 S *	2/1976	Parsson	D2/910
D238,911 S *	2/1976	Parsson	D2/910
D253,137 S *	10/1979	Foldes	D2/910
D369,894 S *	5/1996	Stolberg	D2/910
D380,592 S *	7/1997	Whittington	D2/910
D403,142 S *	12/1998	Cook	D2/910

* cited by examiner

Primary Examiner — Robert M Spear
Assistant Examiner — Rashida C McCoy
 (74) *Attorney, Agent, or Firm* — Clifford D. Hyra; Symbus Law Group, LLC

- (30) **Foreign Application Priority Data**
 Aug. 13, 2012 (EP) 002086892-0001
- (51) **LOC (9) Cl.** **02-04**
- (52) **U.S. Cl.**
 USPC **D2/910**
- (58) **Field of Classification Search**
 USPC D2/896, 900, 909–912, 946, 952, 969,
 D2/970; 36/45, 7.1, 7.2, 7.3, 7.4, 4, 102,
 36/87, 83, 1.5, 77 R
 See application file for complete search history.

(57) **CLAIM**
 The ornamental design for a boot, as shown and described.

DESCRIPTION

FIG. 1 is a left side view of a boot.
 FIG. 2 is a perspective view of a boot showing the right side and front.
 FIG. 3 is a rear view of a boot.
 FIG. 4 is a front view of a boot.
 FIG. 5 is a top view of a boot; and,
 FIG. 6 is a bottom view of a boot.
 The broken line showing of a sole in FIGS. 1-4 and 6 is included for the purpose of illustrating environmental structure and forms no part of the claimed design.

- (56) **References Cited**
 U.S. PATENT DOCUMENTS
 D116,636 S * 9/1939 Stuart D2/947
 D154,502 S * 7/1949 Marx D2/910

1 Claim, 4 Drawing Sheets





FIG. 1



FIG. 2

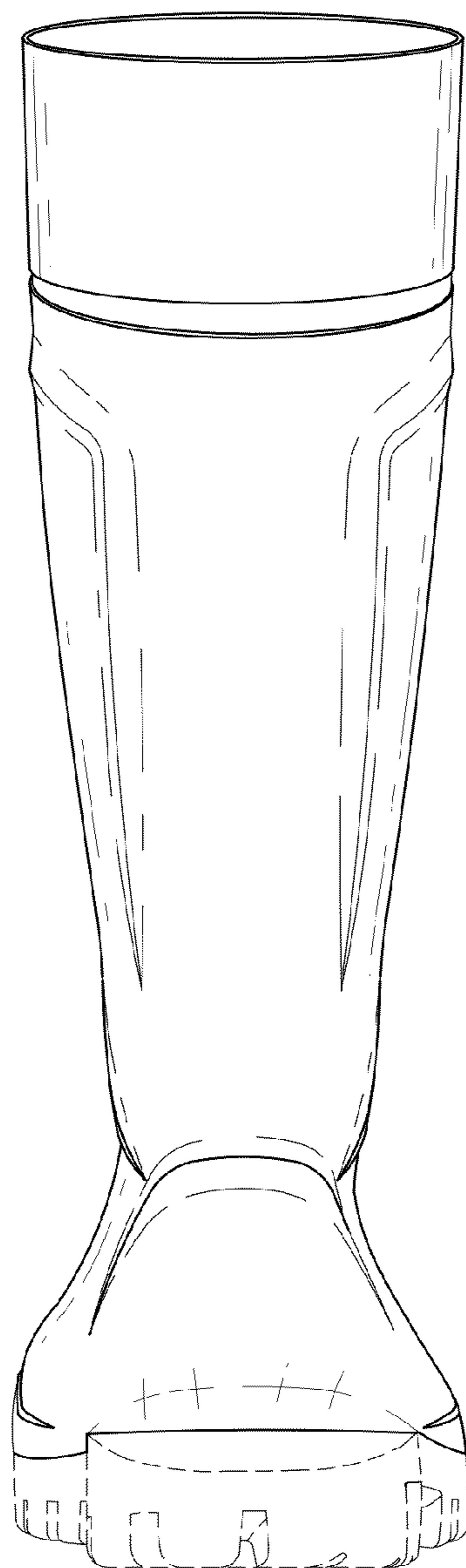


FIG. 3

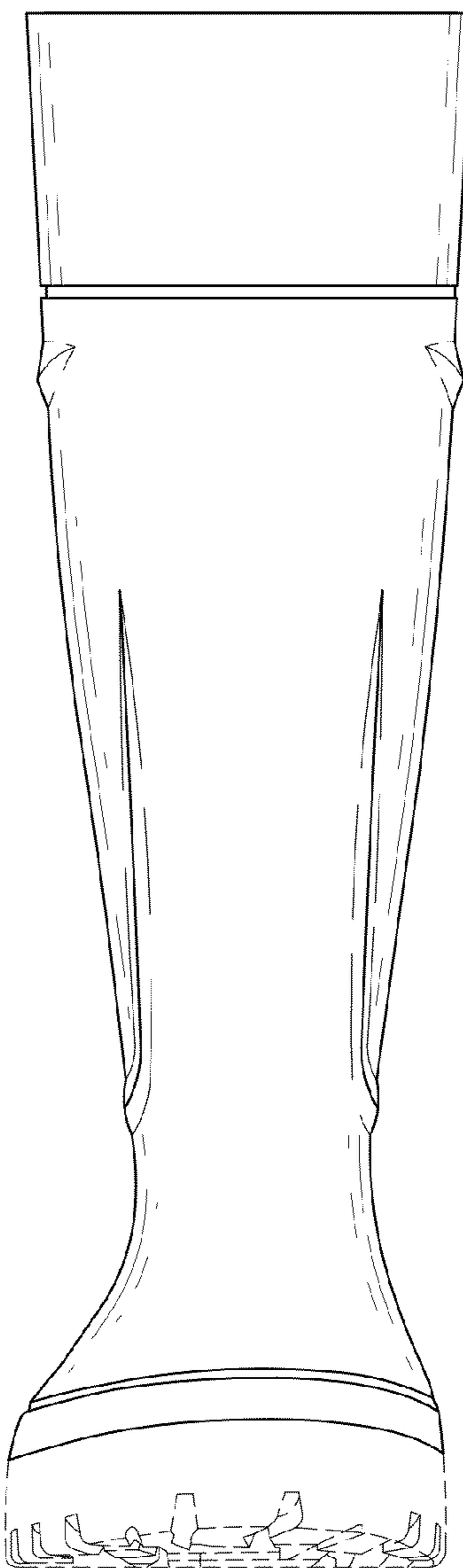


FIG. 4



FIG. 5

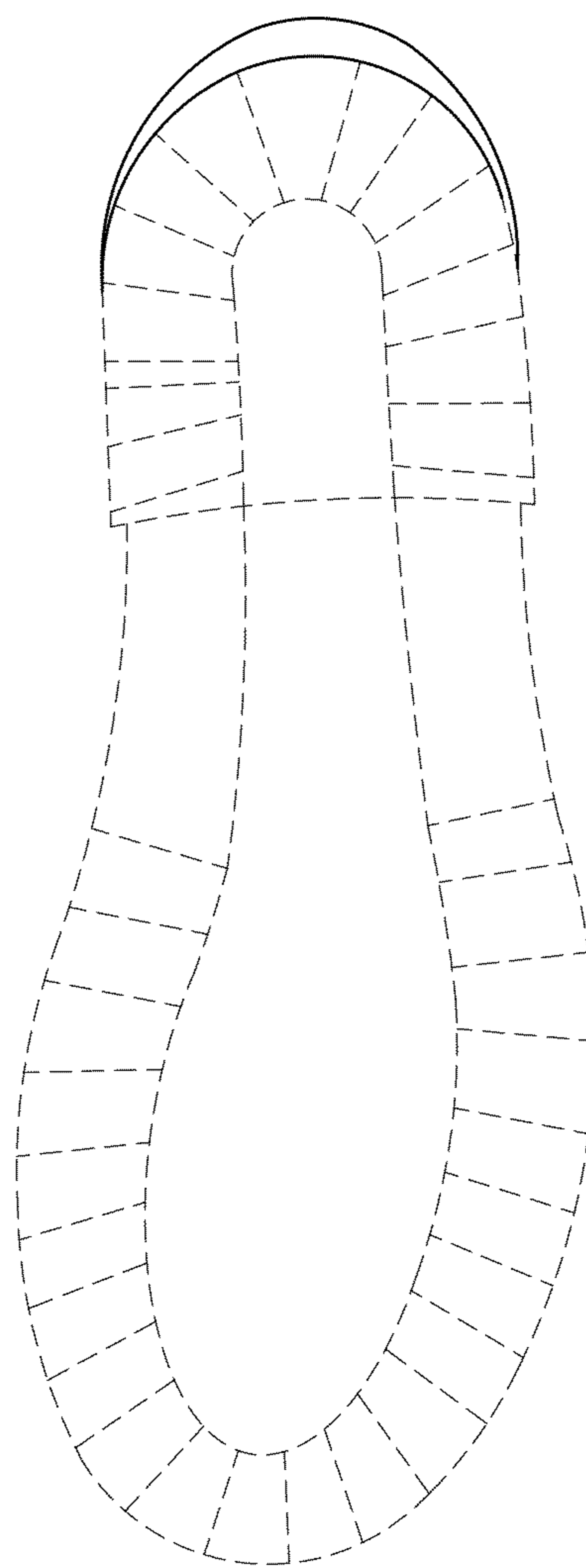


FIG. 6