



US00D691341S

(12) **United States Design Patent**  
**Barre et al.**

(10) **Patent No.:** **US D691,341 S**

(45) **Date of Patent:** **\*\* Oct. 8, 2013**

(54) **LAUNDRY HAMPER**

(71) Applicant: **Neatfreak Group Inc.**, Mississauga (CA)

(72) Inventors: **Bertrand Barre**, Lapeyrouse (FR);  
**Francis Lepage**, Dommartin (FR)

(73) Assignee: **Neatfreak Group Inc.**, Mississauga, Ontario (CA)

(\*\*) Term: **14 Years**

(21) Appl. No.: **29/441,204**

(22) Filed: **Jan. 2, 2013**

(51) **LOC (9) Cl.** ..... **07-07**

(52) **U.S. Cl.**  
USPC ..... **D32/37**

(58) **Field of Classification Search**  
USPC ..... D32/35, 36, 37, 53, 54; D34/1, 7;  
D3/201, 304, 309, 314; D7/509, 602, 708;  
D9/430; 220/23.87, 485, 770, 771, 774,  
220/752, 755, 760, 768, 769, DIG. 12, DIG. 14;  
206/505, 506, 510, 821  
See application file for complete search history.

(56) **References Cited**

**U.S. PATENT DOCUMENTS**

D128,124 S *	7/1941	Melville	.....	D7/708
D175,943 S *	11/1955	Hauser	.....	D32/37
5,287,991 A *	2/1994	Koda et al.	.....	220/769
D362,931 S *	10/1995	Brightbill et al.	.....	D32/37
D365,427 S *	12/1995	Brightbill et al.	.....	D34/1
D444,035 S *	6/2001	Austen-Meek	.....	D7/602

D446,684 S *	8/2001	Price	.....	D7/509
D462,266 S *	9/2002	Gittins et al.	.....	D9/430
D536,874 S *	2/2007	Splain et al.	.....	D3/309
D540,039 S *	4/2007	van Beuningen	.....	D3/314
D553,361 S *	10/2007	Splain et al.	.....	D3/304
D564,229 S *	3/2008	Splain et al.	.....	D3/309
D589,664 S *	3/2009	Simas	.....	D32/37
D593,719 S *	6/2009	McNamara	.....	D32/37
7,780,036 B2 *	8/2010	Splain et al.	.....	220/774
2010/0032431 A1 *	2/2010	Schatz	.....	220/23.87

\* cited by examiner

*Primary Examiner* — Caron D Veynar

*Assistant Examiner* — Martie K Holtje

(74) *Attorney, Agent, or Firm* — Patzik, Frank & Samotny Ltd.

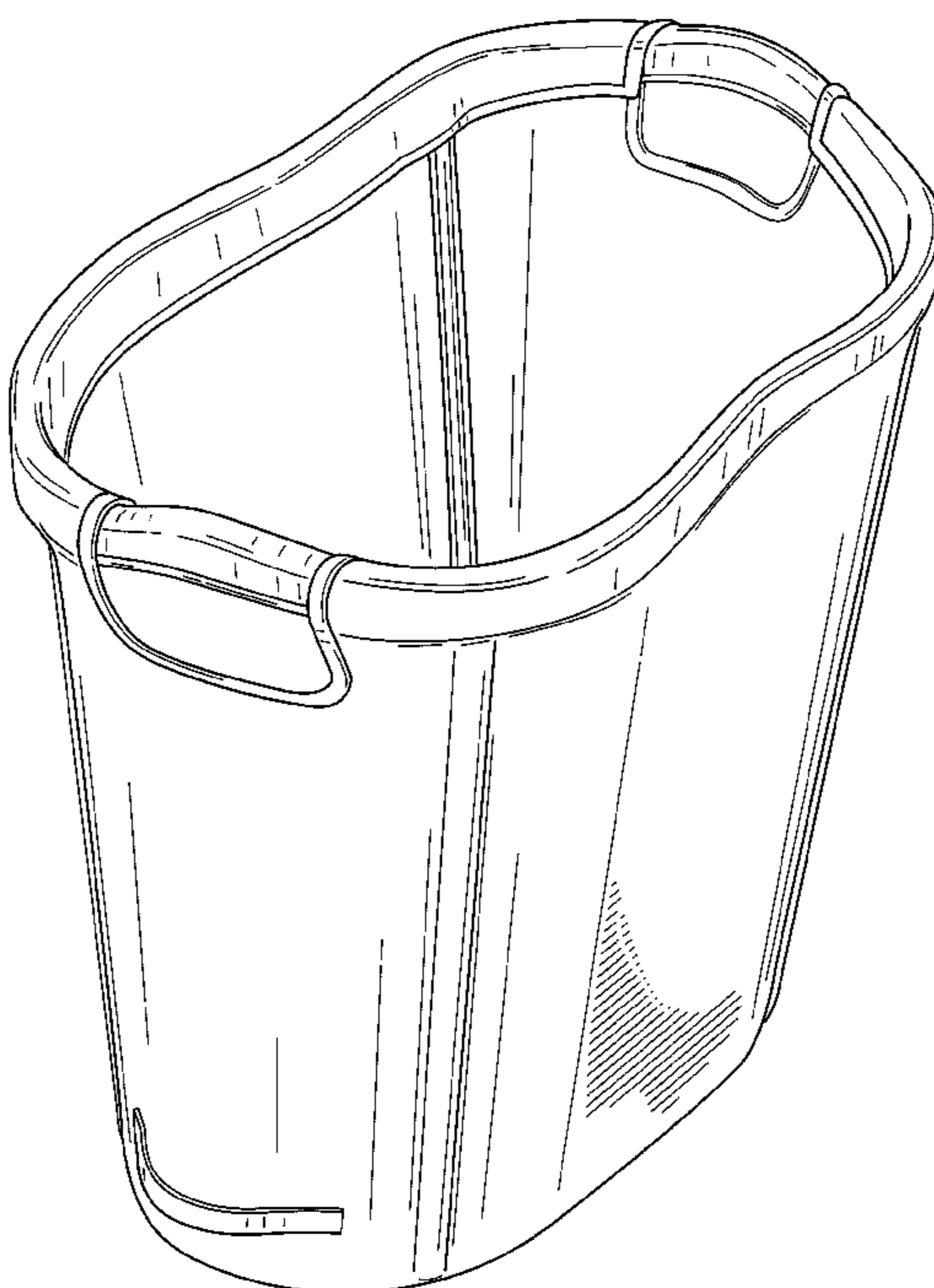
(57) **CLAIM**

The ornamental design for a laundry hamper, as shown and described.

**DESCRIPTION**

FIG. 1 is a top perspective view of the laundry hamper of the present invention;  
FIG. 2 is a front elevation view of the laundry hamper of the present invention, the rear elevation view being a mirror image thereof;  
FIG. 3 is a left side elevation view of the laundry hamper of the present invention, the right side elevation view being a mirror image thereof;  
FIG. 4 is a top plan view of the laundry hamper of the present invention; and,  
FIG. 5 is a bottom plan view of the laundry hamper of the present invention.

**1 Claim, 5 Drawing Sheets**




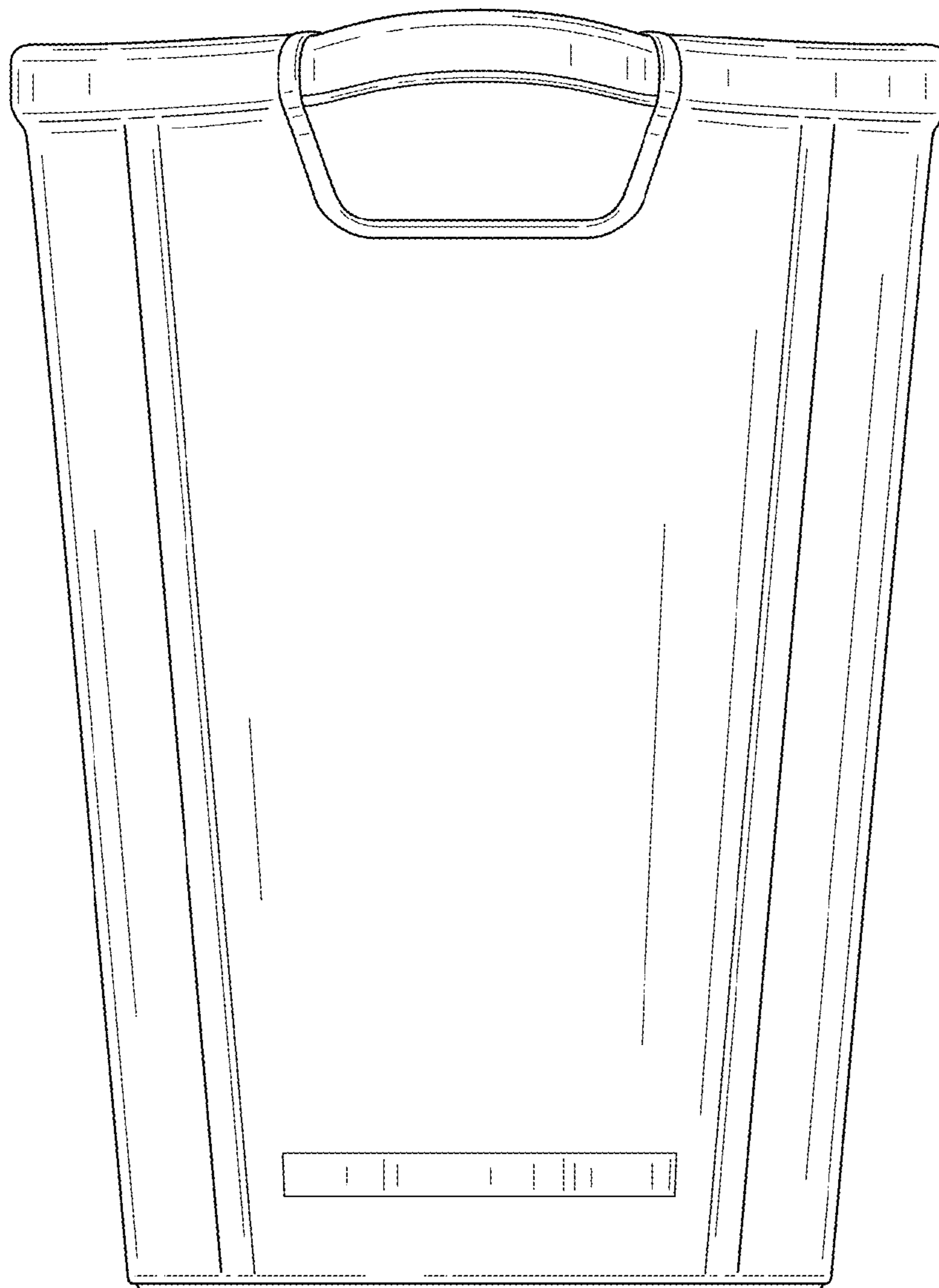
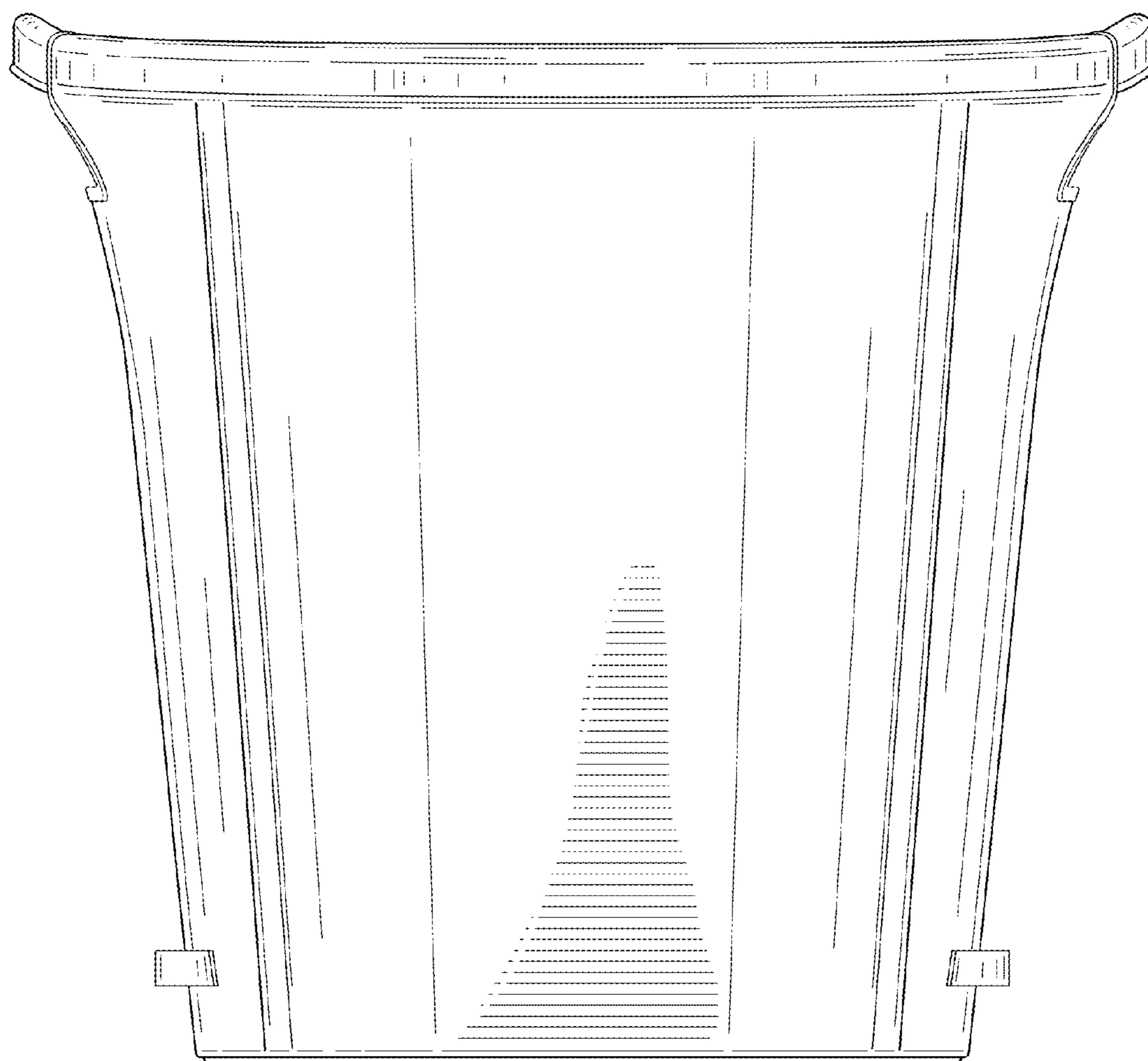


FIG. 1



**FIG. 2**



**FIG. 3**

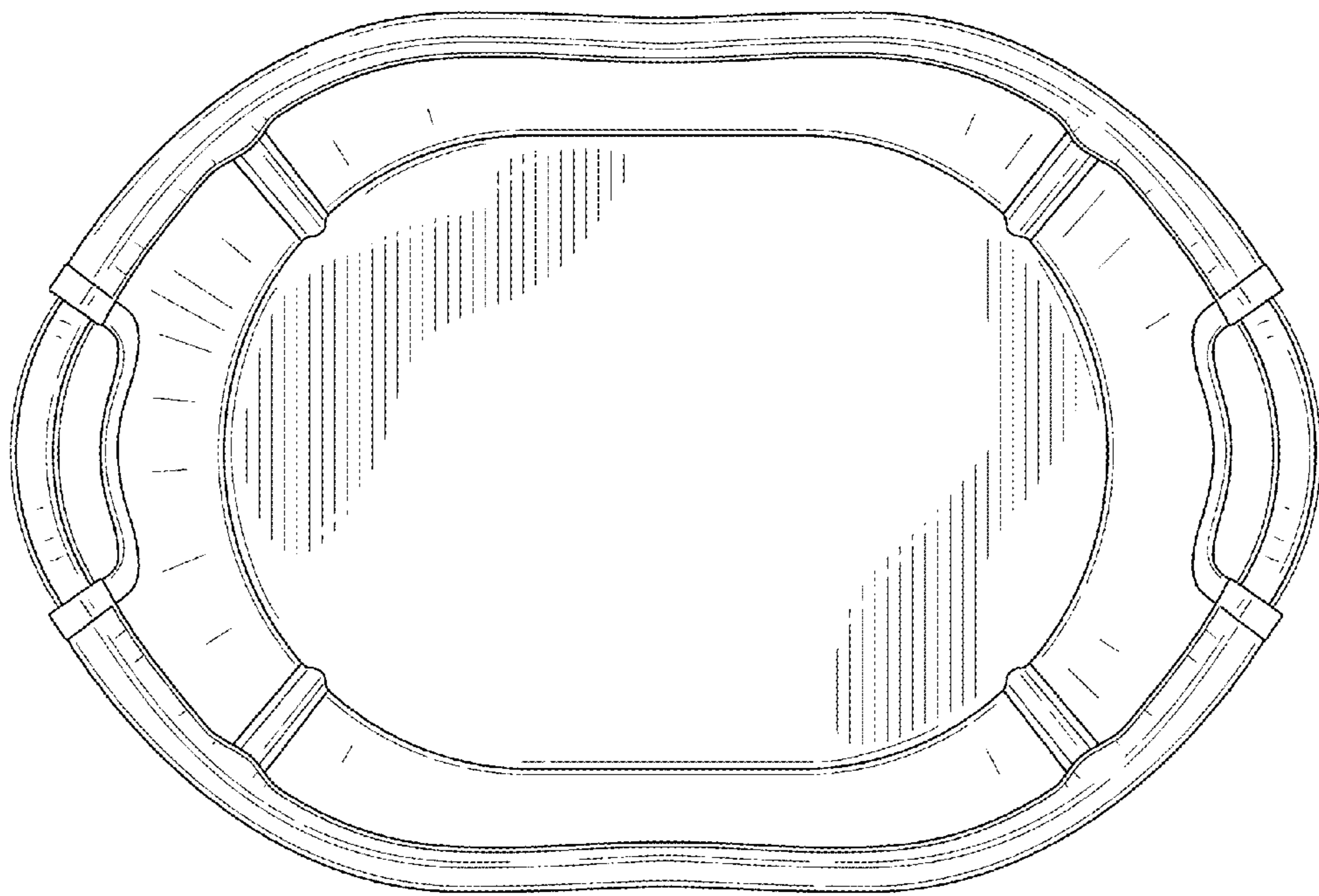


FIG. 4

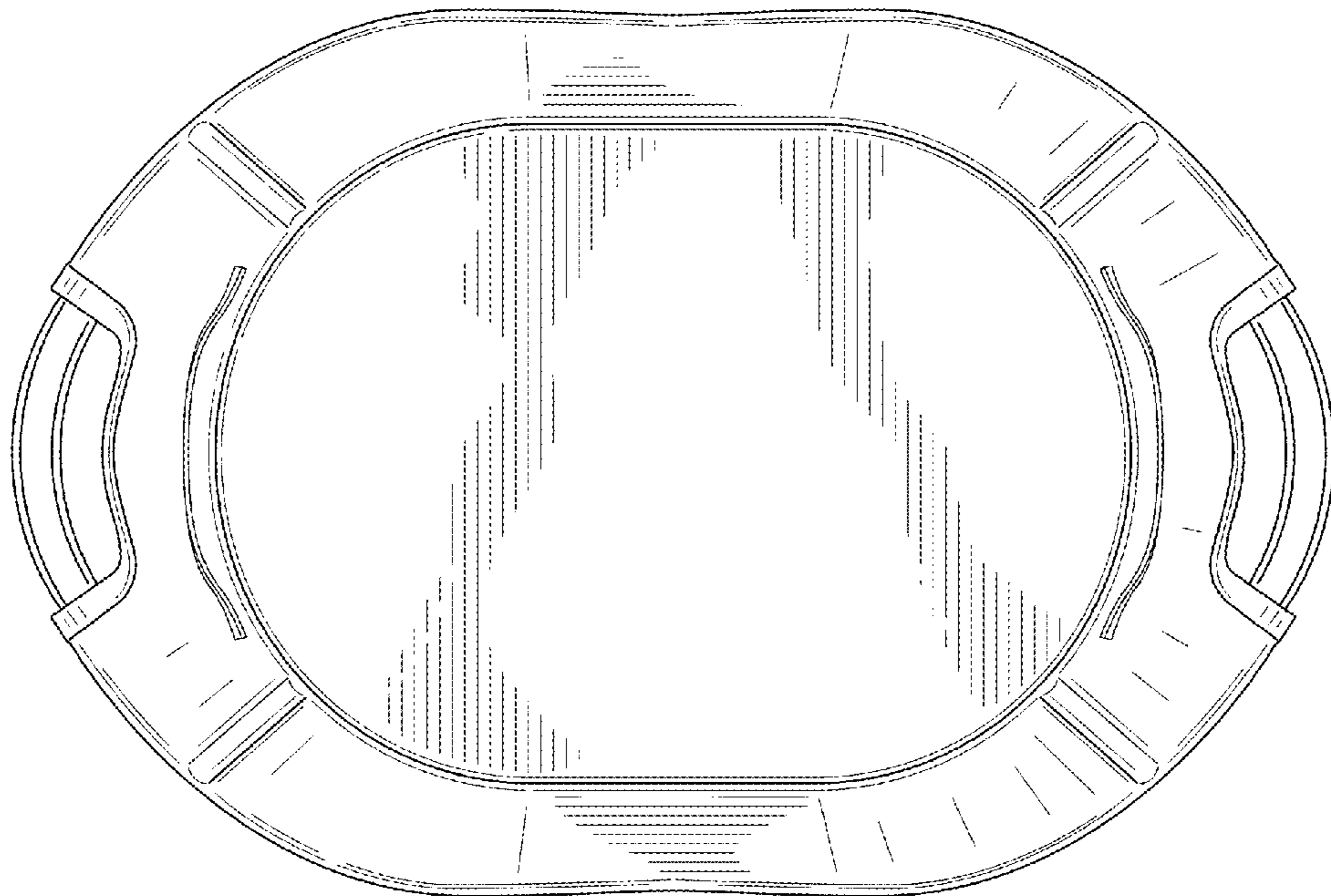


FIG. 5