



US00D691329S

(12) **United States Design Patent**
Anderson

(10) **Patent No.:** **US D691,329 S**
(45) **Date of Patent:** **** Oct. 8, 2013**

(54) **SAFETY HELMET**

(75) **Inventor:** **David Anderson, Aurora (CA)**

(73) **Assignee:** **Phoenix Performance Products, Inc., Ontario (CA)**

(**) **Term:** **14 Years**

(21) **Appl. No.:** **29/360,958**

(22) **Filed:** **May 4, 2010**

(51) **LOC (9) Cl.** **02-03**

(52) **U.S. Cl.**
USPC **D29/102**

(58) **Field of Classification Search**
USPC **D29/102-112, 122; D2/869-870, D2/878, 879, 882, 886, 888; 2/410, 411-414, 2/416-425, 5, 6.6-6.8, 9**
See application file for complete search history.

(56) **References Cited**

U.S. PATENT DOCUMENTS

4,434,514	A *	3/1984	Sundahl et al.	2/425
D299,180	S	1/1989	Gentes	
D299,978	S	2/1989	Chiarella	
D300,070	S	2/1989	Broersma	
D303,851	S	10/1989	Gentes	
D309,961	S	8/1990	Bobrick	
D310,893	S	9/1990	Broersma	
D312,148	S	11/1990	Nocchi et al.	
D319,112	S	8/1991	Broersma	
5,083,320	A	1/1992	Halstead	
D326,001	S	5/1992	Chiarella	
D335,366	S	5/1993	Podd, III et al.	
D339,427	S	9/1993	Gentes	
D340,544	S	10/1993	Kamata	
5,298,208	A	3/1994	Sibley et al.	
D347,300	S	5/1994	Gentes	
D347,711	S	6/1994	Egger	
D348,545	S	7/1994	Egger	
D348,750	S	7/1994	Egger	

D348,752	S	7/1994	Ho
D351,684	S	10/1994	Jeng
D361,407	S	8/1995	Ho
D361,408	S	8/1995	Ho
D361,409	S	8/1995	Ho
D361,410	S	8/1995	Ho
D361,411	S	8/1995	Ho
5,450,631	A	9/1995	Egger
D363,570	S	10/1995	Ho
D366,538	S	1/1996	Ho
D367,341	S	2/1996	Losi, II
D371,867	S	7/1996	Losi, II

(Continued)

FOREIGN PATENT DOCUMENTS

DE	3632525	A1	3/1988
EP	0096148	A1	12/1983
WO	WO-89/01745	A1	3/1989

Primary Examiner — Rosemary K Tarcza

(74) *Attorney, Agent, or Firm* — Birch, Stewart, Kolasch & Birch, LLP

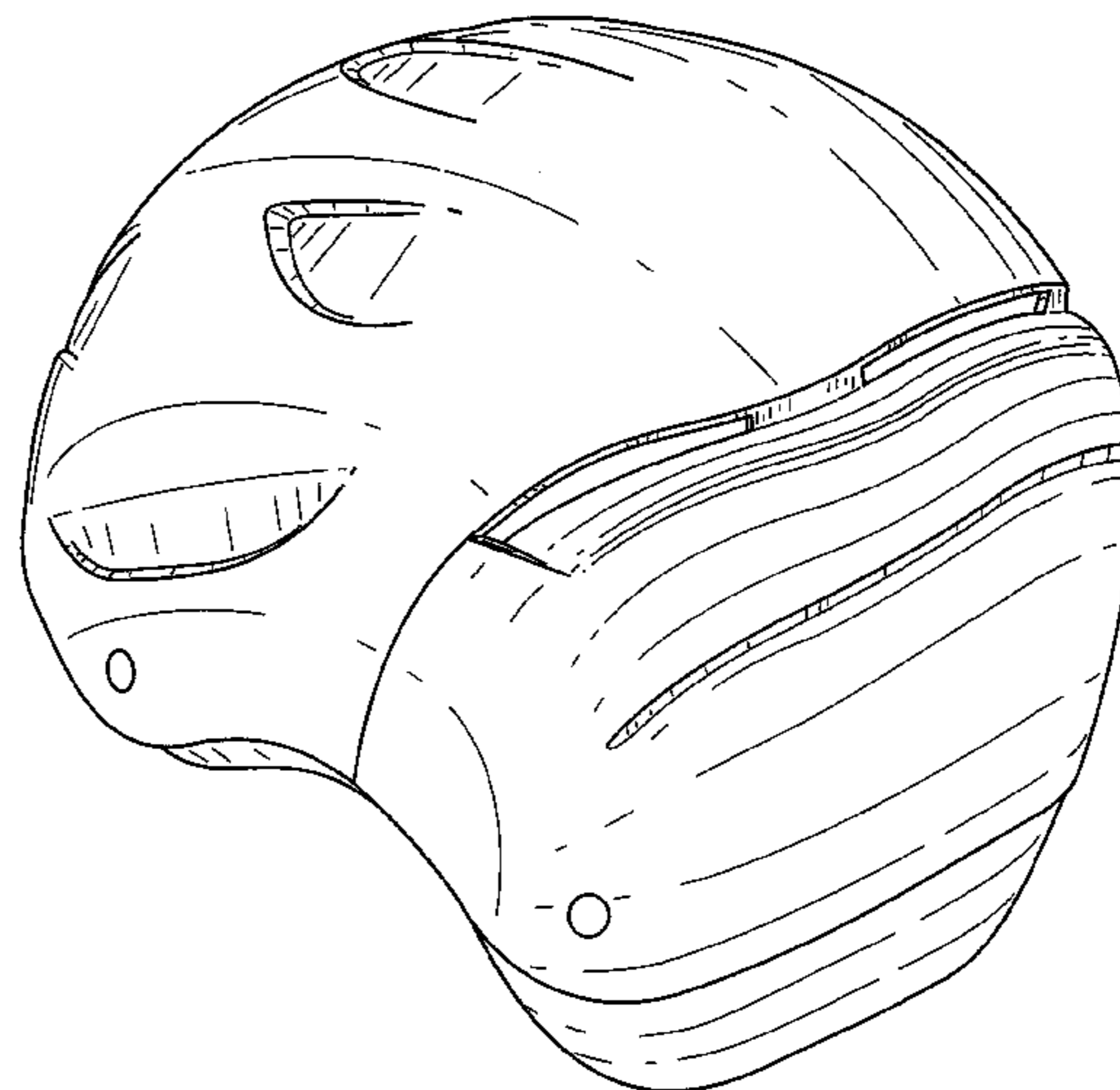

(57) **CLAIM**

The ornamental design for a safety helmet, as shown and described.

DESCRIPTION

FIG. 1 is a front elevational view of a safety helmet showing my new design;
FIG. 2 is a rear elevation view thereof;
FIG. 3 is a left side view thereof;
FIG. 4 is a right side view thereof;
FIG. 5 is a top plan view thereof;
FIG. 6 is a bottom plan view thereof;
FIG. 7 is a front perspective view thereof; and,
FIG. 8 is a rear perspective view thereof.
The portions shown in broken lines in FIG. 6 are included for the purpose of illustrating environmental structure and form no part of the claimed design.

1 Claim, 8 Drawing Sheets



(56)

References Cited

U.S. PATENT DOCUMENTS

D371,868 S 7/1996 Losi, II
 D380,870 S 7/1997 Szabados
 5,651,145 A 7/1997 Egger
 D382,370 S 8/1997 Comstock et al.
 D382,371 S 8/1997 Comstock et al.
 5,659,900 A 8/1997 Arney et al.
 D383,249 S 9/1997 Ho
 D385,663 S * 10/1997 Hefling et al. D29/106
 D388,551 S 12/1997 Lu
 D389,280 S 1/1998 Ho
 5,704,072 A 1/1998 Garneau
 5,745,924 A 5/1998 Egger
 5,774,901 A 7/1998 Minami
 5,794,272 A 8/1998 Workman et al.
 5,813,055 A 9/1998 Egger
 5,829,065 A 11/1998 Cahill
 5,887,288 A 3/1999 Arney et al.
 D407,857 S 4/1999 Murakami
 D410,116 S 5/1999 Chen
 D410,304 S 5/1999 Egger et al.
 5,898,950 A 5/1999 Spyrou et al.
 D410,571 S 6/1999 Lu
 D411,337 S 6/1999 Schultz
 D411,338 S 6/1999 Egger et al.
 5,915,537 A 6/1999 Dallas et al.
 D413,185 S 8/1999 Egger

5,950,244 A 9/1999 Fournier et al.
 D415,593 S 10/1999 Tang
 D415,860 S 10/1999 Egger
 D416,110 S 11/1999 Sasaki
 5,983,405 A 11/1999 Casale
 5,991,930 A 11/1999 Sorrentino
 D424,246 S * 5/2000 Ho D29/102
 D426,032 S 5/2000 Ho
 D426,677 S 6/2000 Ho
 D427,381 S 6/2000 Ho
 D427,727 S 7/2000 Ho
 D428,534 S 7/2000 Ho
 6,105,176 A 8/2000 Egger
 D433,541 S 11/2000 Ball et al.
 6,159,324 A 12/2000 Watters et al.
 D436,694 S * 1/2001 Ho D29/102
 D447,288 S * 8/2001 Ho D29/102
 6,292,952 B1 9/2001 Watters et al.
 6,311,338 B1 11/2001 Galet
 6,332,228 B1 12/2001 Takahara
 D453,056 S * 1/2002 Garneau D29/106
 D511,026 S * 10/2005 Ide et al. D29/107
 D535,059 S * 1/2007 Lam D29/102
 D549,394 S * 8/2007 Broeckl D29/102
 D587,407 S * 2/2009 Nimmons et al. D29/106
 D628,346 S * 11/2010 Petzl D29/102
 7,975,320 B2 * 7/2011 Muskovitz et al. 2/425
 D645,210 S * 9/2011 Chilson et al. D29/106

* cited by examiner

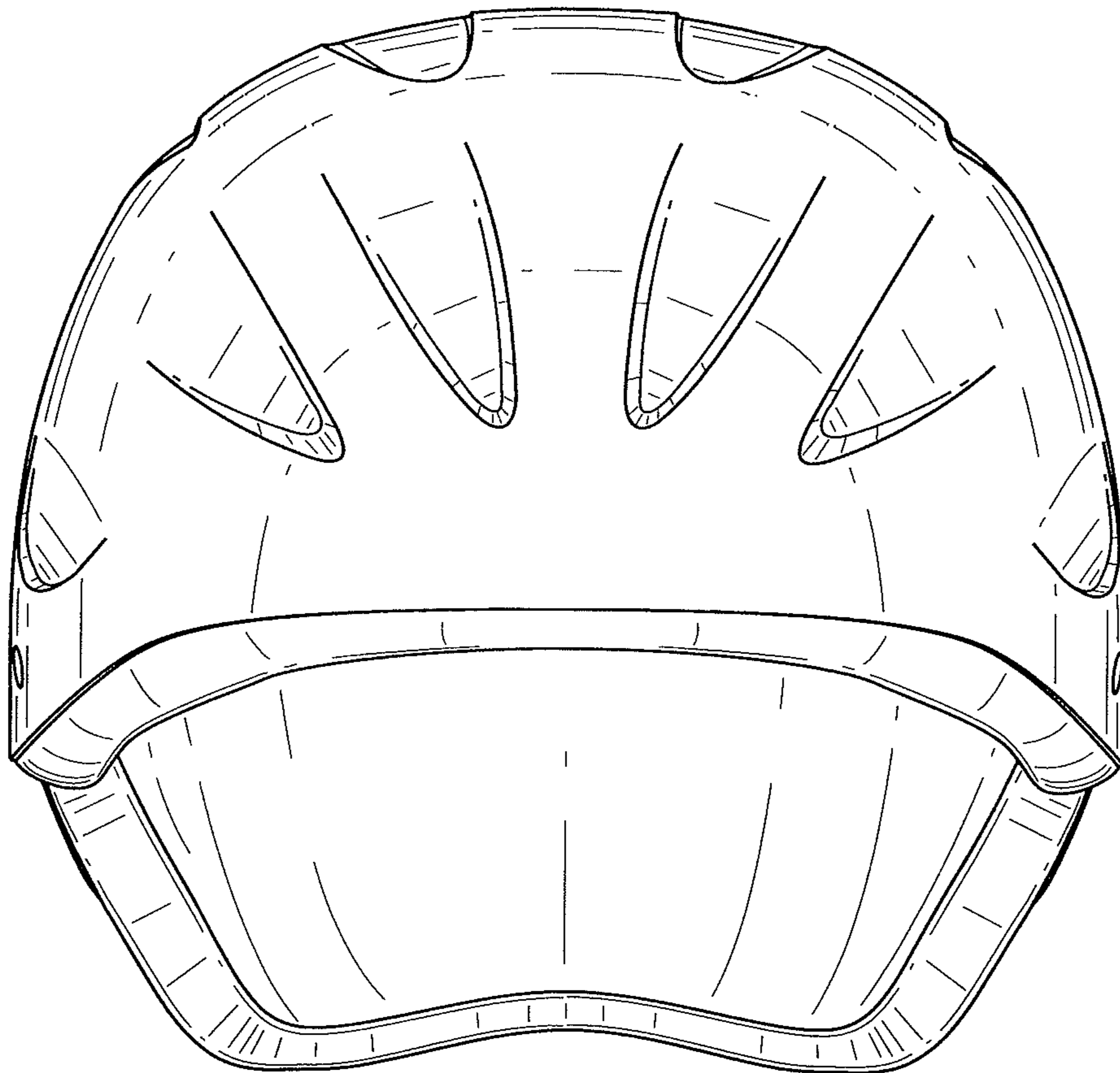


FIG. 1

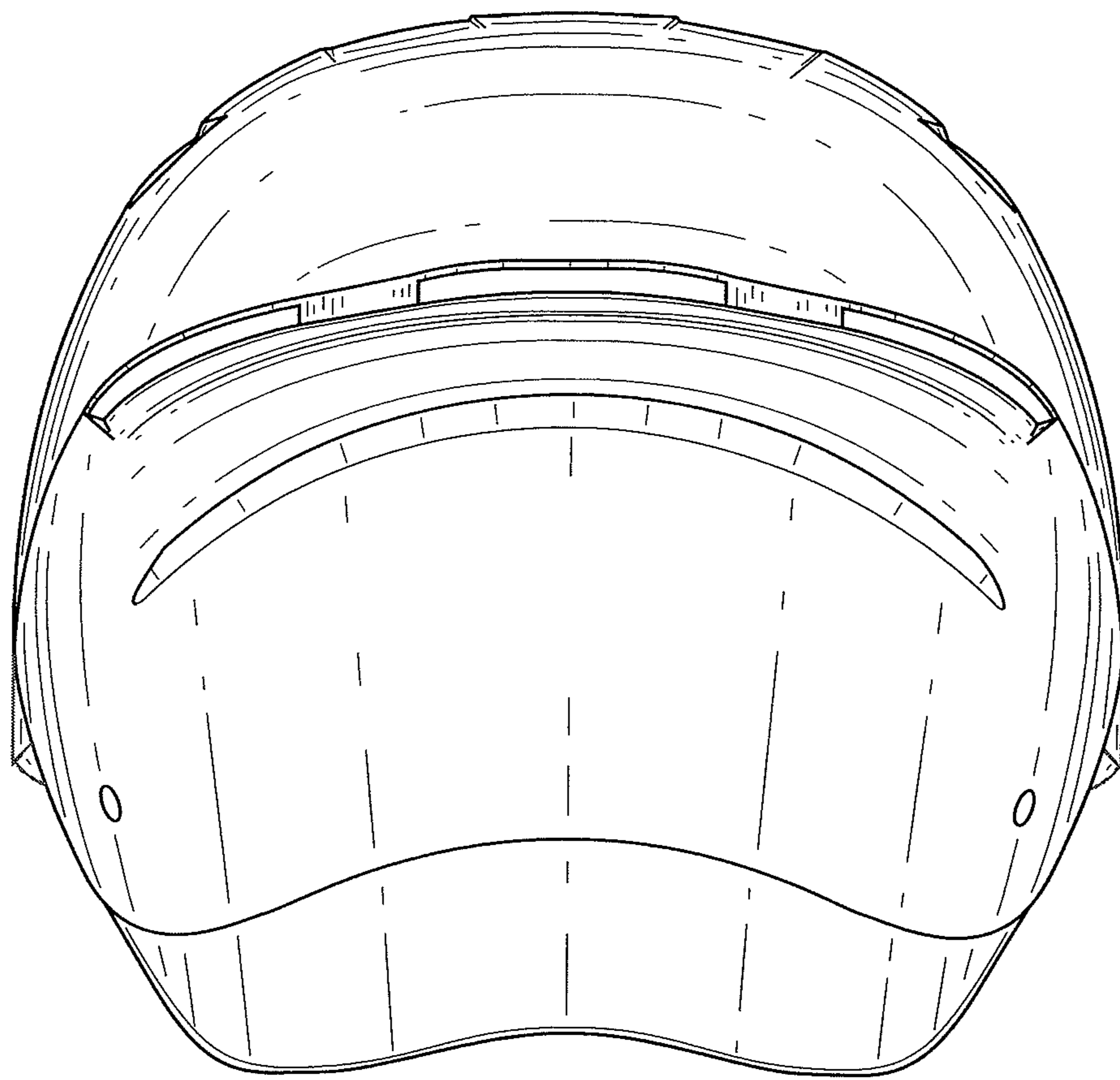


FIG. 2

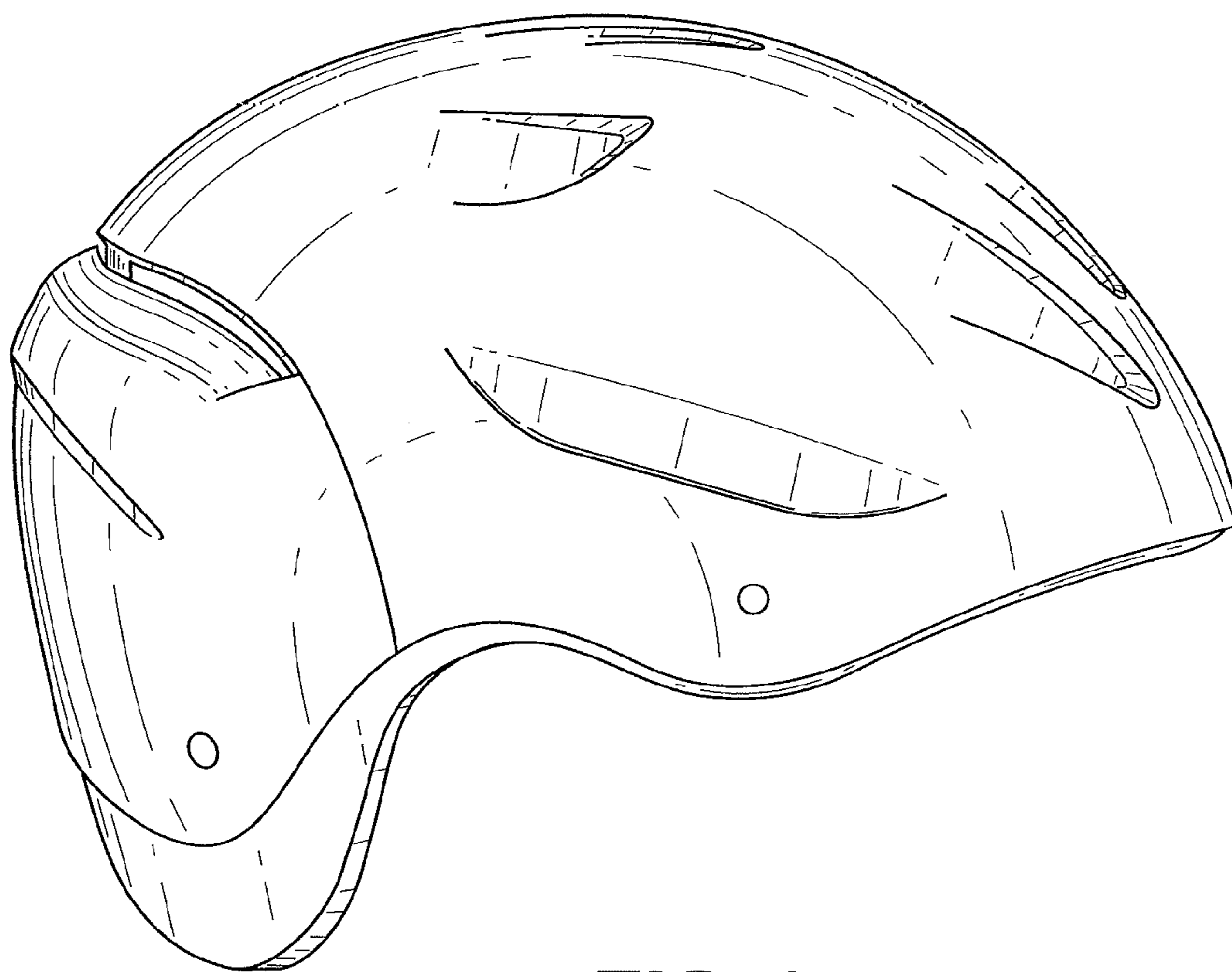


FIG. 3

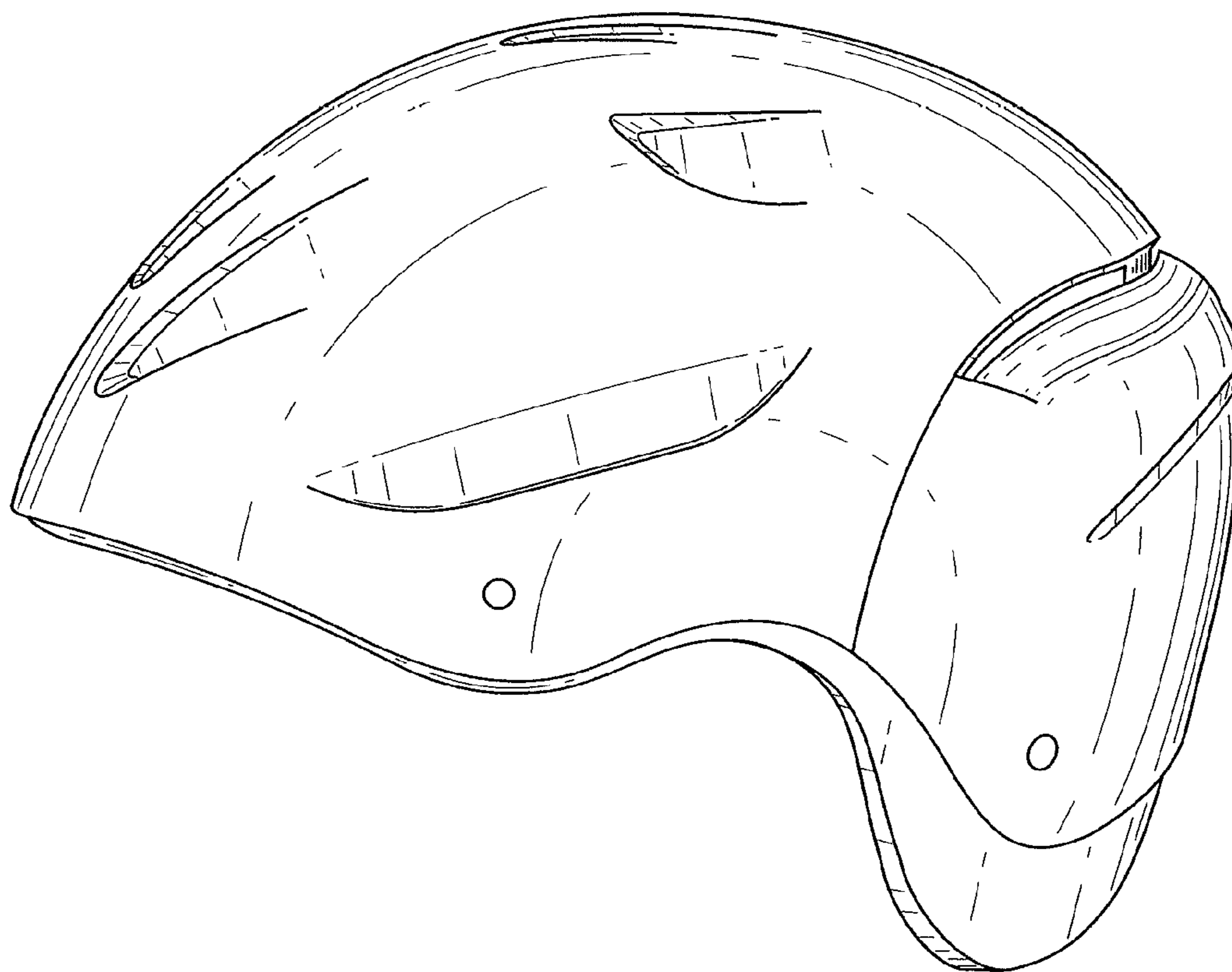


FIG. 4

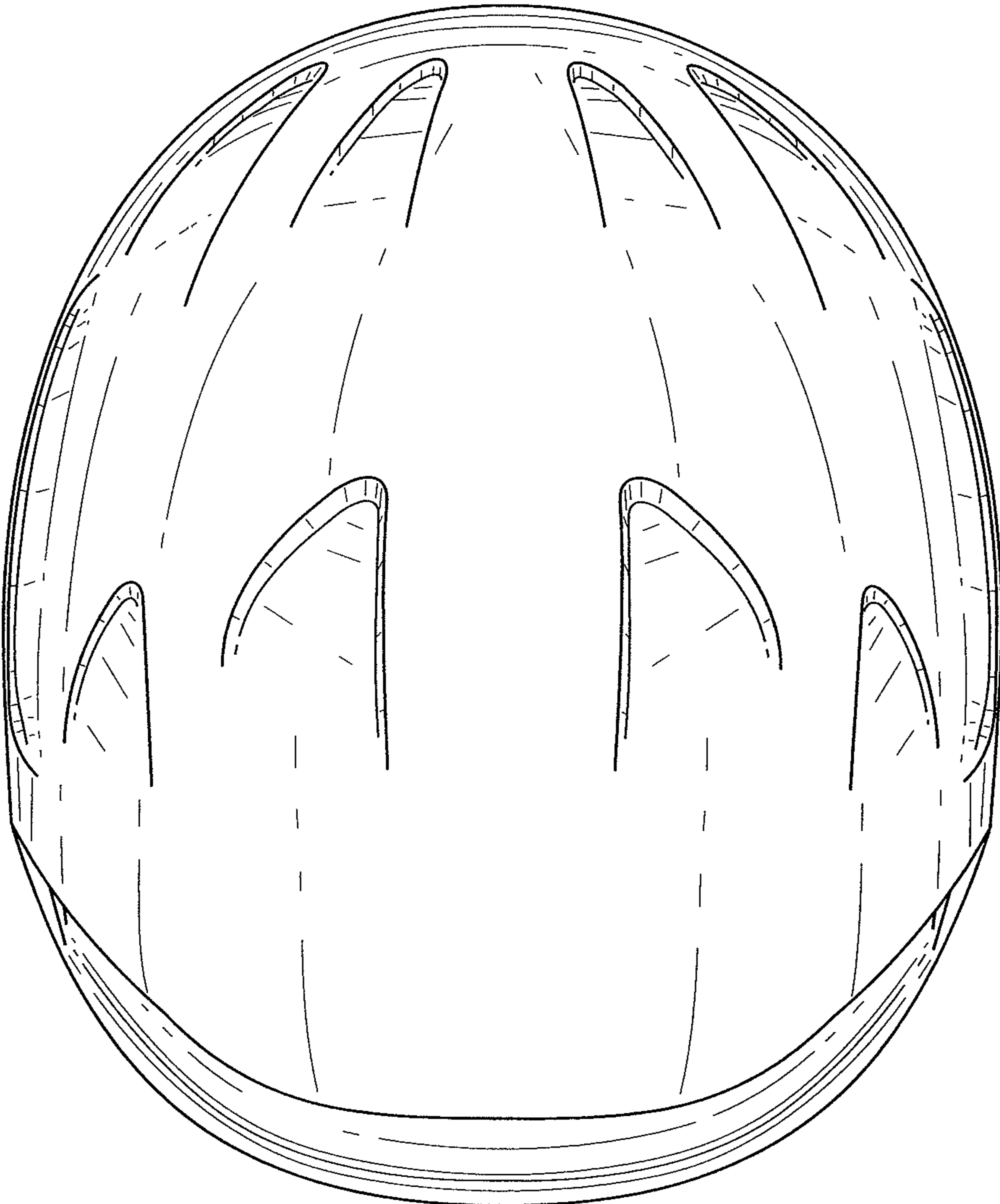


FIG. 5

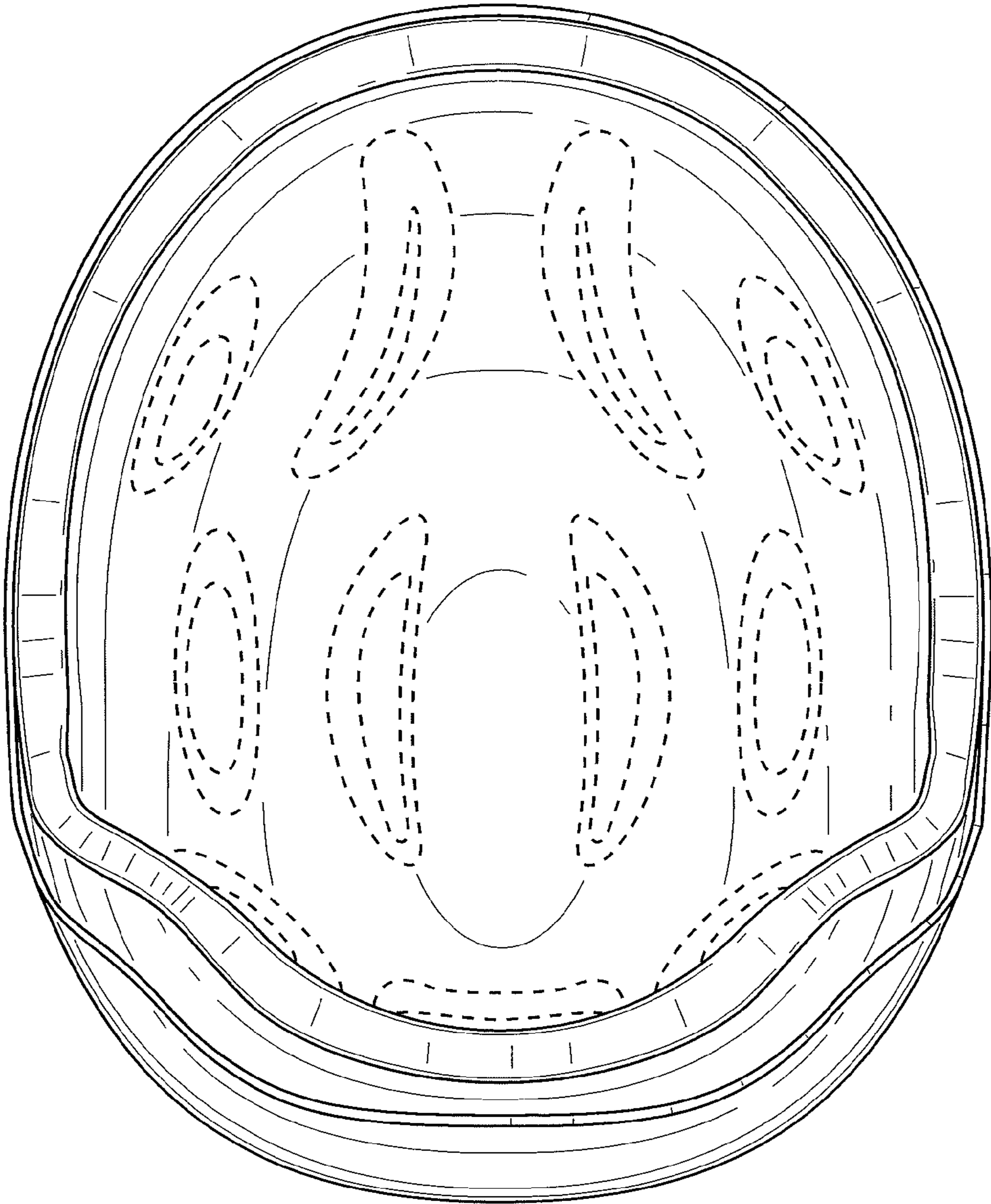


FIG. 6




FIG. 7

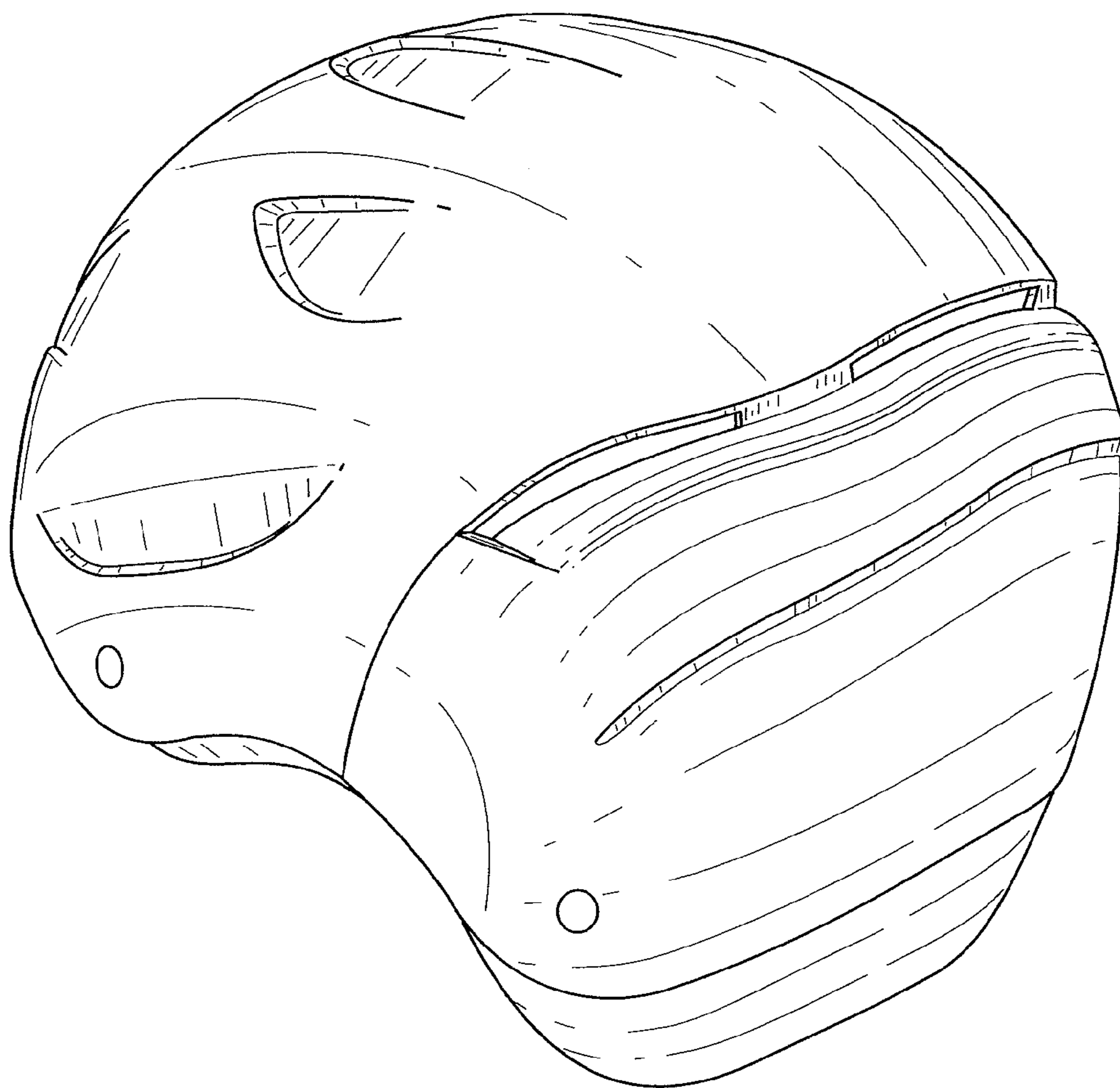


FIG. 8