



US00D691326S

(12) **United States Design Patent**  
**Gerhards**

(10) **Patent No.:** **US D691,326 S**  
(45) **Date of Patent:** **\*\* Oct. 8, 2013**

(54) **DOSAGE PACKAGING FOR WASHING AGENTS**

(71) Applicant: **Henkel AG & Co. KGaA**, Duesseldorf (DE)

(72) Inventor: **Katja Gerhards**, Duesseldorf (DE)

(73) Assignee: **Henkel AG & Co. KGaA**, Duesseldorf (DE)

(\*\*) Term: **14 Years**

(21) Appl. No.: **29/440,074**

(22) Filed: **Dec. 19, 2012**

(30) **Foreign Application Priority Data**

Jun. 26, 2012 (EM) ..... 002063438

(51) **LOC (9) Cl.** ..... **28-02**

(52) **U.S. Cl.**  
USPC ..... **D28/8.1; D9/425**

(58) **Field of Classification Search**  
USPC ..... D28/8.1-8.2, 4; D9/707, 710, 715, D9/414, 424-428; 510/141-148, 194, 276, 510/224, 277, 294-298, 439-450, 514, 520, 510/523  
See application file for complete search history.

(56) **References Cited**

**U.S. PATENT DOCUMENTS**

D394,001 S \* 5/1998 Vilos ..... D9/737  
D444,595 S \* 7/2001 Ide et al. .... D28/8.1

D490,567 S \* 5/2004 McLeish ..... D28/8.1  
D599,056 S \* 8/2009 Schwartz et al. .... D28/8.1  
D608,049 S \* 1/2010 Schwartz et al. .... D28/8.1  
D643,574 S \* 8/2011 Heidel et al. .... D28/8.1  
D659,902 S \* 5/2012 Mehdizadeh ..... D28/8.1  
D663,069 S \* 7/2012 Nixon ..... D28/8.1  
D679,862 S \* 4/2013 Sunder ..... D28/8.1  
D679,863 S \* 4/2013 Sunder ..... D28/8.1  
D680,270 S \* 4/2013 Drought et al. .... D28/8.1  
D680,685 S \* 4/2013 Drought et al. .... D28/8.1  
2005/0124521 A1 \* 6/2005 Sadlowski et al. .... 510/295  
2006/0122088 A1 \* 6/2006 Sadlowski et al. .... 510/295  
2010/0021534 A1 \* 1/2010 Duffield et al. .... 424/451  
2010/0105596 A1 \* 4/2010 Wiedemann et al. .... 510/220

\* cited by examiner

*Primary Examiner* — Jennifer Rivard

(74) *Attorney, Agent, or Firm* — Thomas G. Krivulka

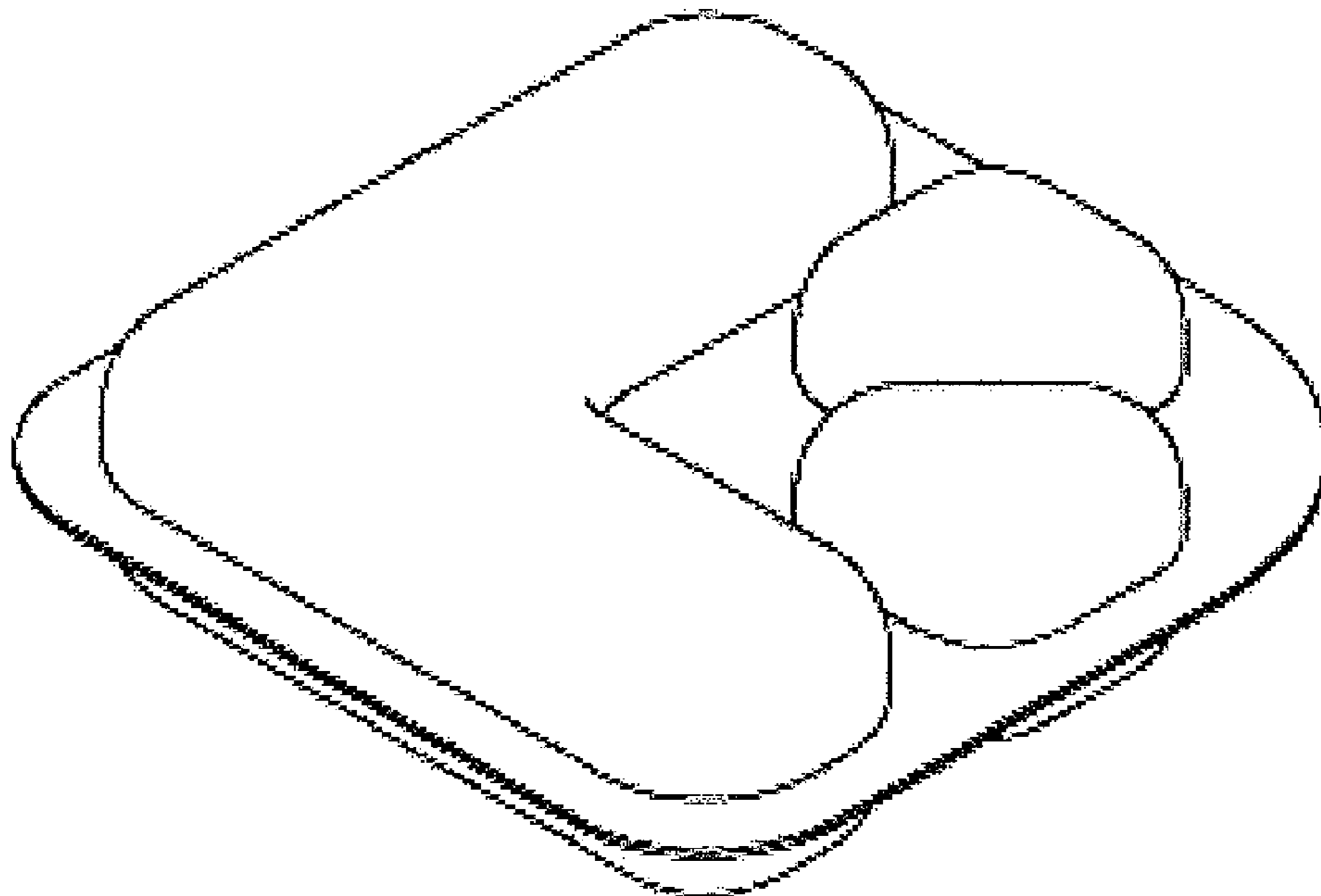
(57) **CLAIM**

I claim the ornamental design for dosage packaging for washing agents, as shown and described.

**DESCRIPTION**

FIG. 1 is a front perspective view of dosage packaging for washing agents embodying the new design;  
FIG. 2 is a front elevation view thereof;  
FIG. 3 is a rear elevation view thereof;  
FIG. 4 is a right side elevation view thereof;  
FIG. 5 is a left side elevation view thereof;  
FIG. 6 is a top plan view thereof; and,  
FIG. 7 is a bottom plan view thereof.

**1 Claim, 2 Drawing Sheets**



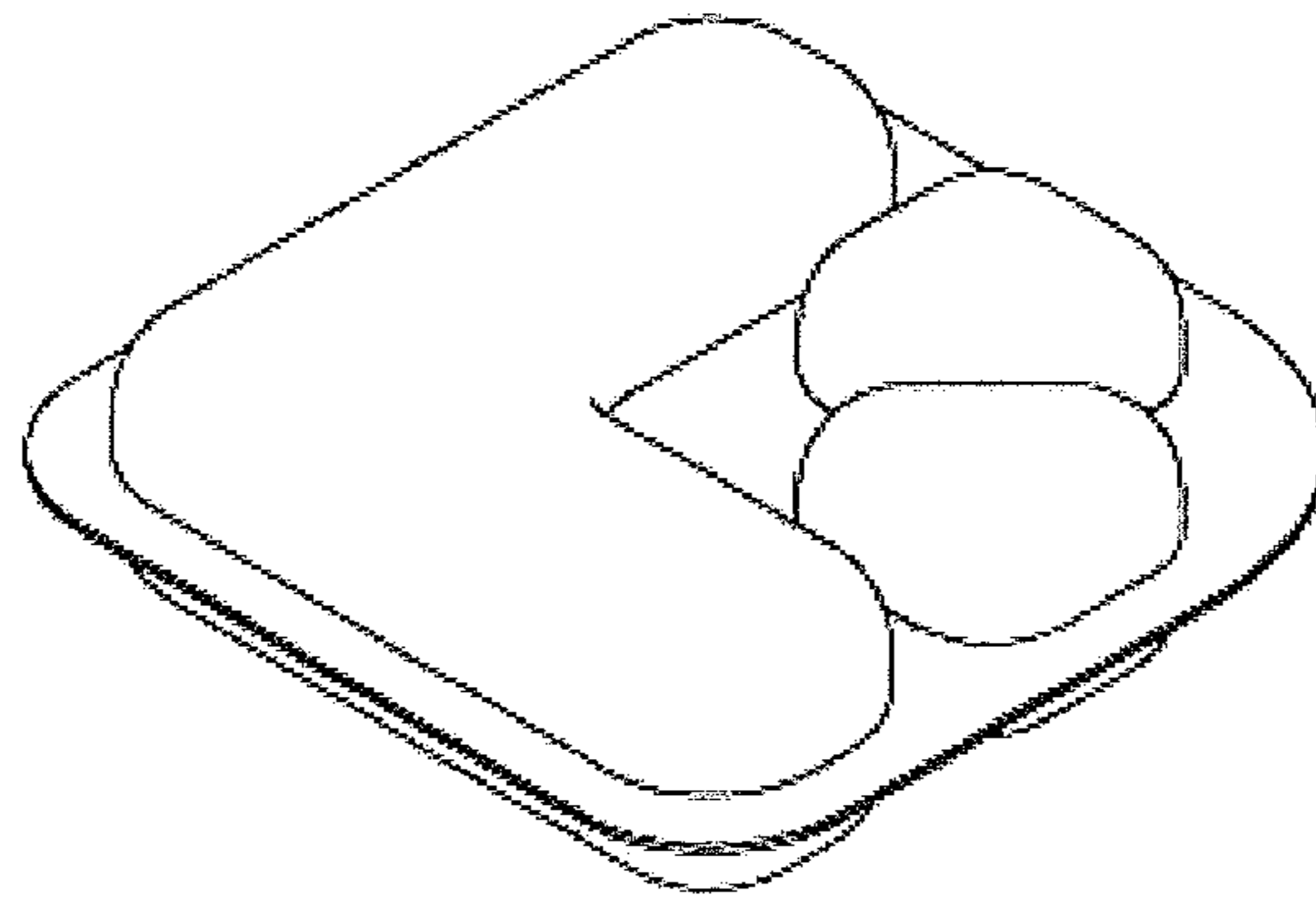


Fig. 1




Fig. 2

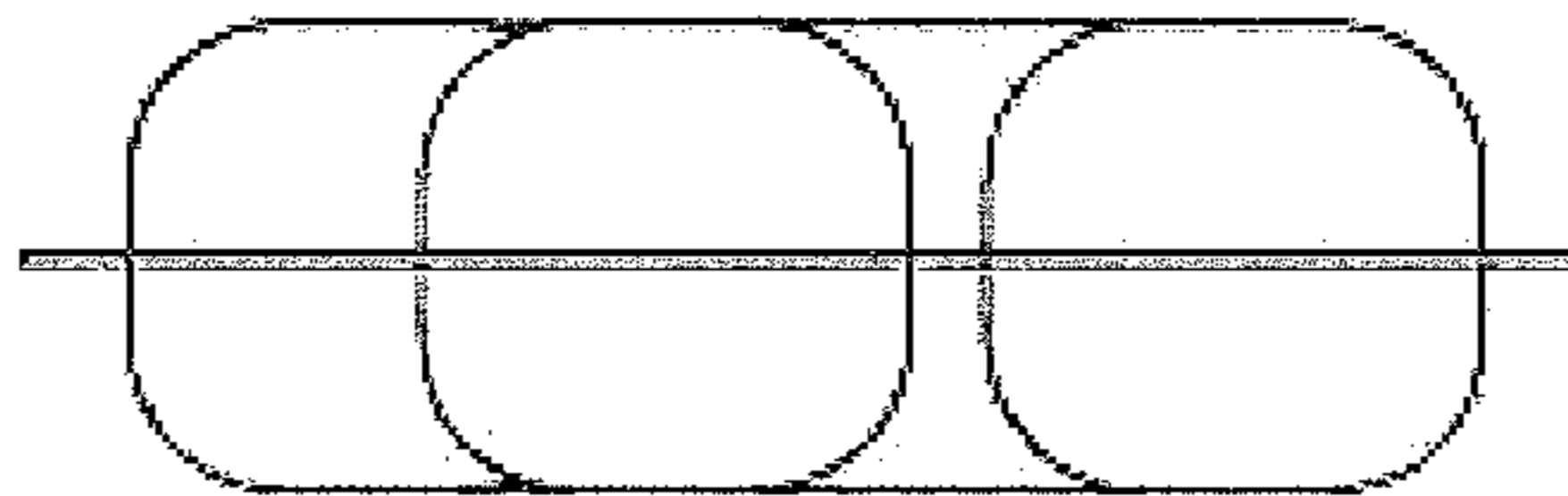


Fig. 3

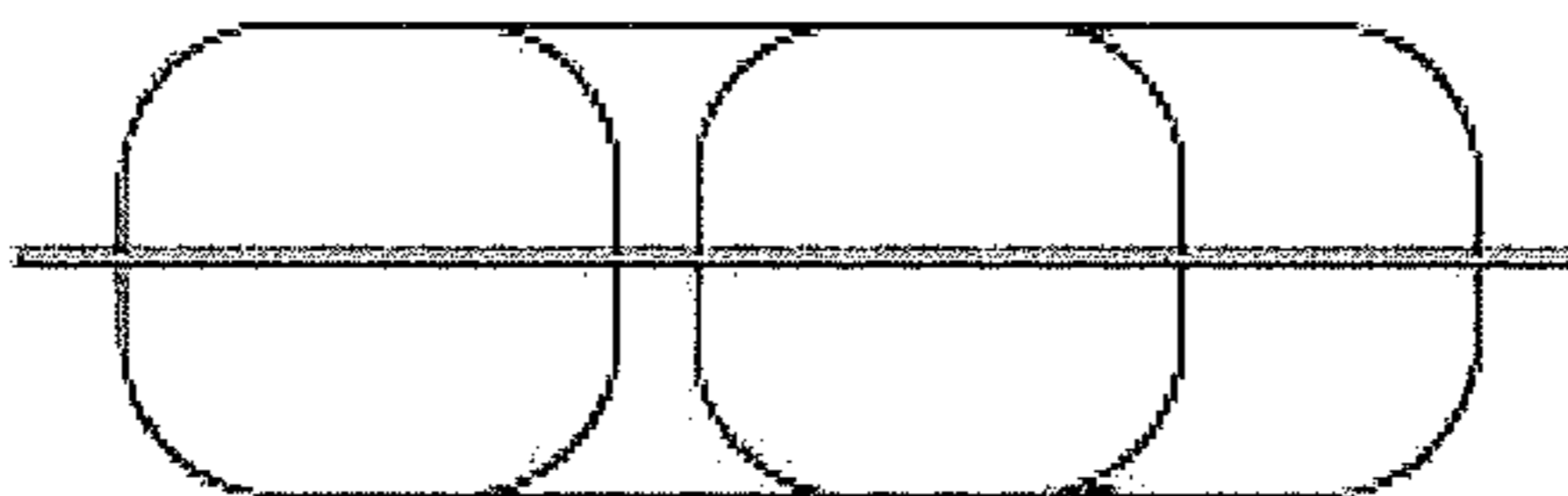


Fig. 4

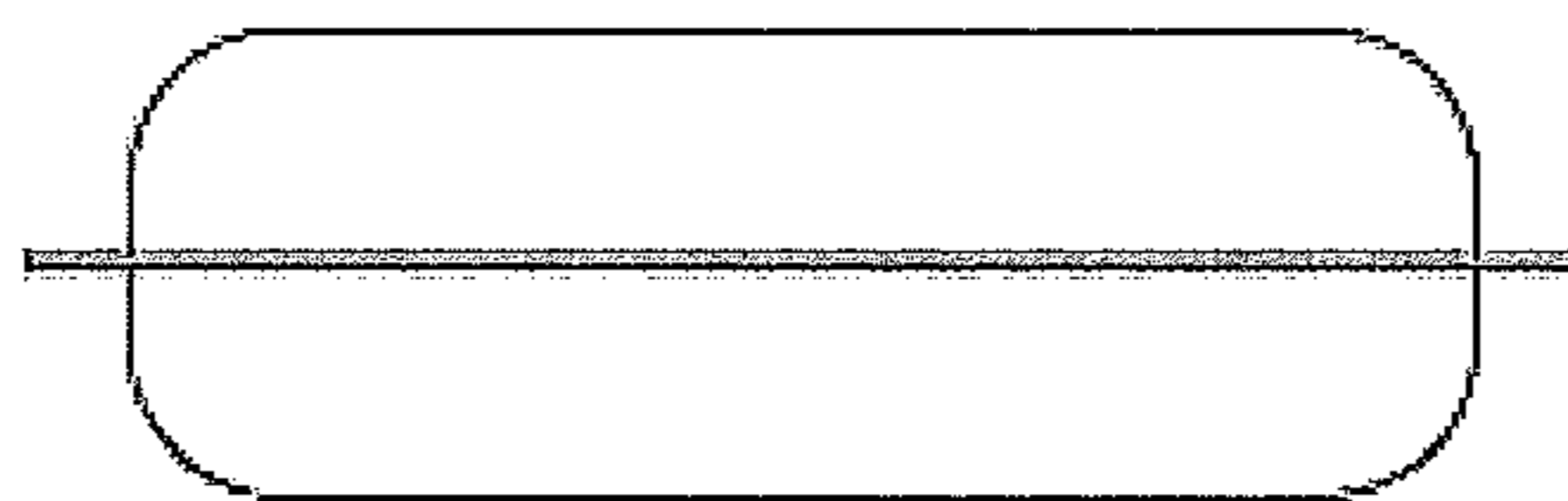


Fig. 5

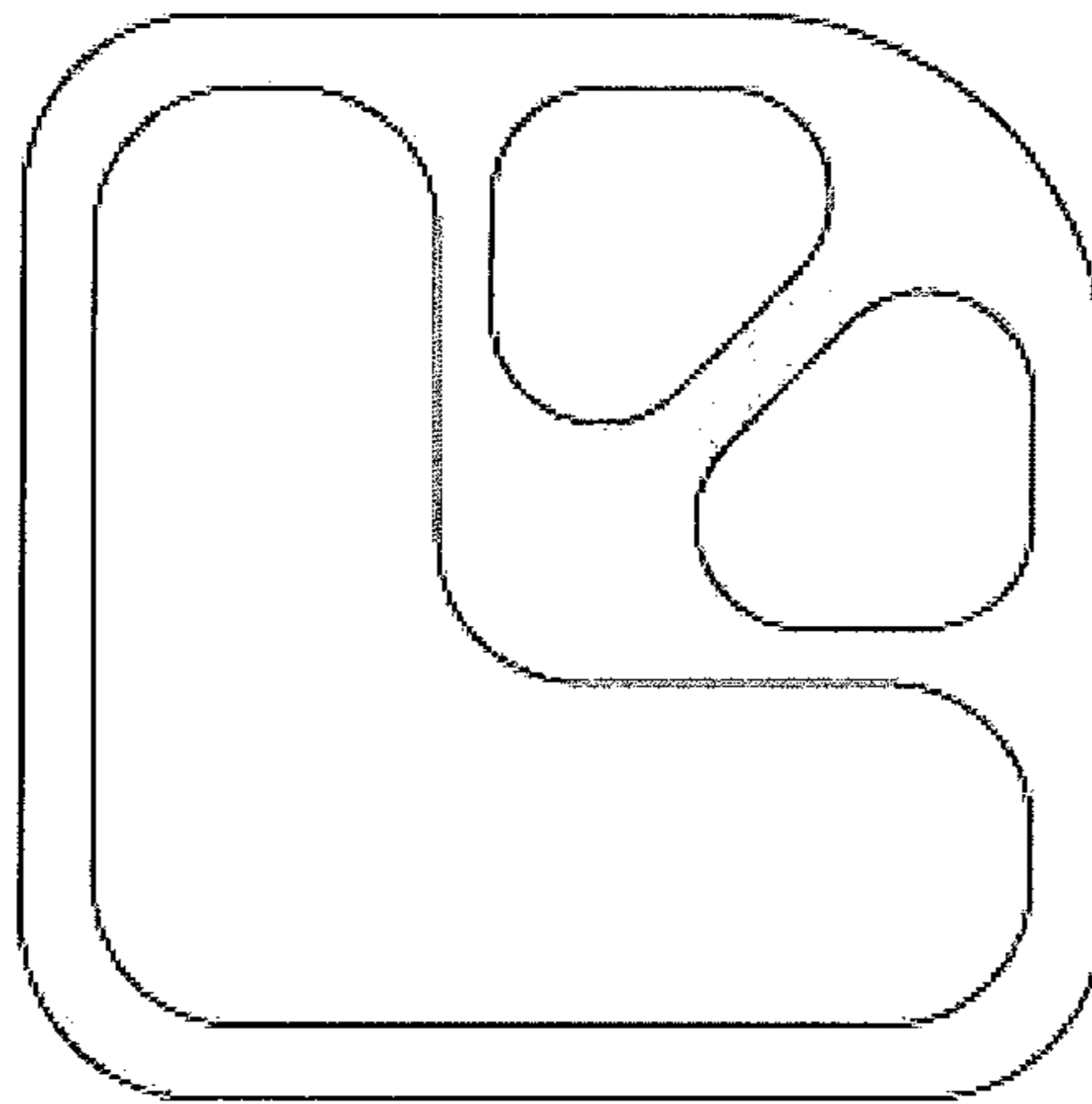


Fig. 6

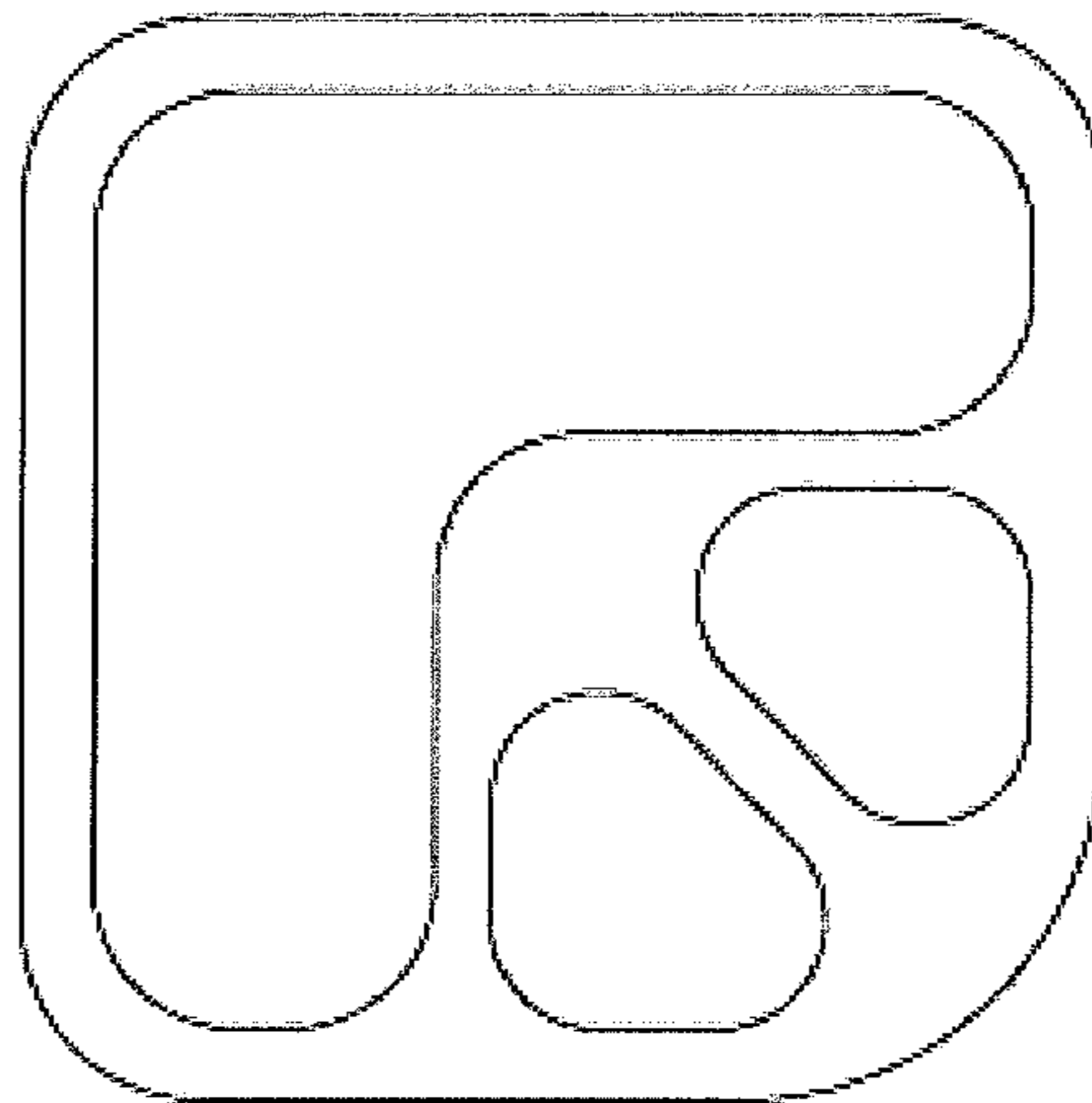


Fig. 7