



US00D691310S

(12) **United States Design Patent**
Zhou et al.

(10) **Patent No.:** **US D691,310 S**
(45) **Date of Patent:** **** Oct. 8, 2013**

(54) **INSPECTION LAMP**

(75) Inventors: **Cheng Zhou**, Shanghai (CN); **Jin Cheryl Kwon**, Hong Kong (HK)

(73) Assignee: **Koninklijke Philips N.V.**, Eindhoven (NL)

(**) Term: **14 Years**

(21) Appl. No.: **29/410,089**

(22) Filed: **Jan. 4, 2012**

(30) **Foreign Application Priority Data**

Jul. 4, 2011 (EM) 001886698-0003

(51) **LOC (9) Cl.** **26-02**

(52) **U.S. Cl.**
USPC **D26/37**

(58) **Field of Classification Search**
USPC D26/37, 40, 41, 42, 44, 46, 49, 61, 75;
362/157, 158, 184, 194-196, 197,
362/202-208, 171-174

See application file for complete search history.

(56) **References Cited**

U.S. PATENT DOCUMENTS

D505,217 S *	5/2005	Bayat et al.	D26/42
D540,484 S *	4/2007	Bayat et al.	D26/42
D543,301 S *	5/2007	Chen	D26/42
D556,926 S *	12/2007	Thirouin	D26/37
D567,977 S *	4/2008	Jianwei	D26/42

D592,784 S *	5/2009	van den Dool	D26/75
D593,695 S *	6/2009	Levine	D26/42
D596,326 S *	7/2009	Jiang	D26/42
D597,690 S *	8/2009	Yamamoto	D26/37
D597,692 S *	8/2009	Jiang	D26/42
D604,435 S *	11/2009	Kingston et al.	D26/37
D620,627 S *	7/2010	Kovacik et al.	D26/42
D637,749 S *	5/2011	Bayat et al.	D26/49
D639,469 S *	6/2011	Zhuang	D26/37
D651,731 S *	1/2012	Xu	D26/37
D655,431 S *	3/2012	Leen	D26/42

* cited by examiner

Primary Examiner — Ian Simmons
Assistant Examiner — Carissa C Fitts

(57) **CLAIM**

The ornamental design for an inspection lamp, as shown and described.

DESCRIPTION

FIG. 1 is a perspective view of an inspection lamp showing our design.

FIG. 2 is a front elevational view thereof;

FIG. 3 is a rear elevational view thereof;

FIG. 4 is a right side elevational view thereof;

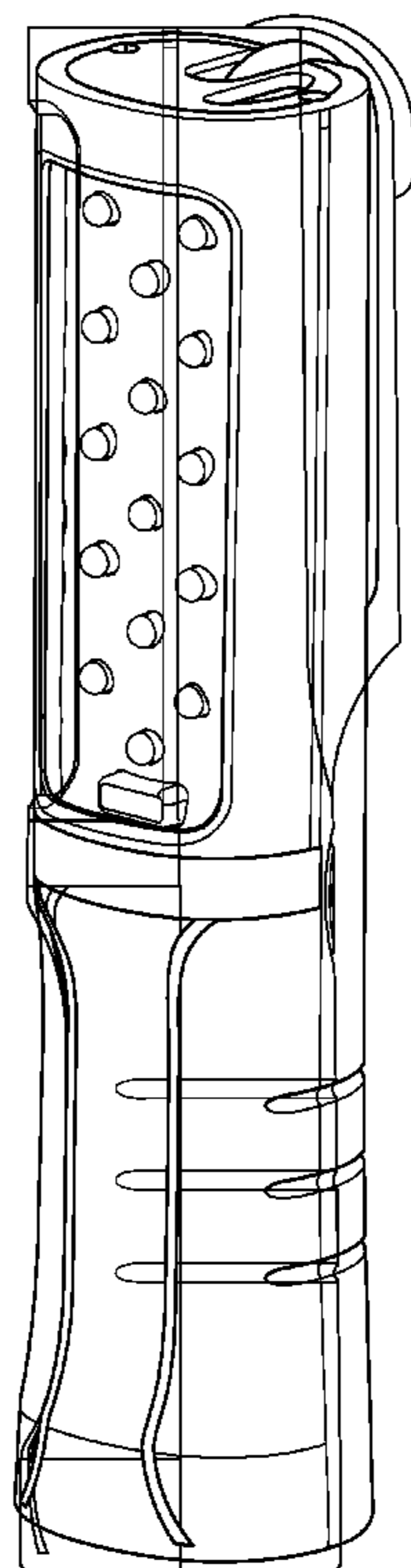
FIG. 5 is a left side elevational view thereof;

FIG. 6 is a top plan view thereof; and,

FIG. 7 is a bottom plan view thereof.

The broken lines illustrate portions of the inspection lamp which form no part of the claimed design.

1 Claim, 6 Drawing Sheets



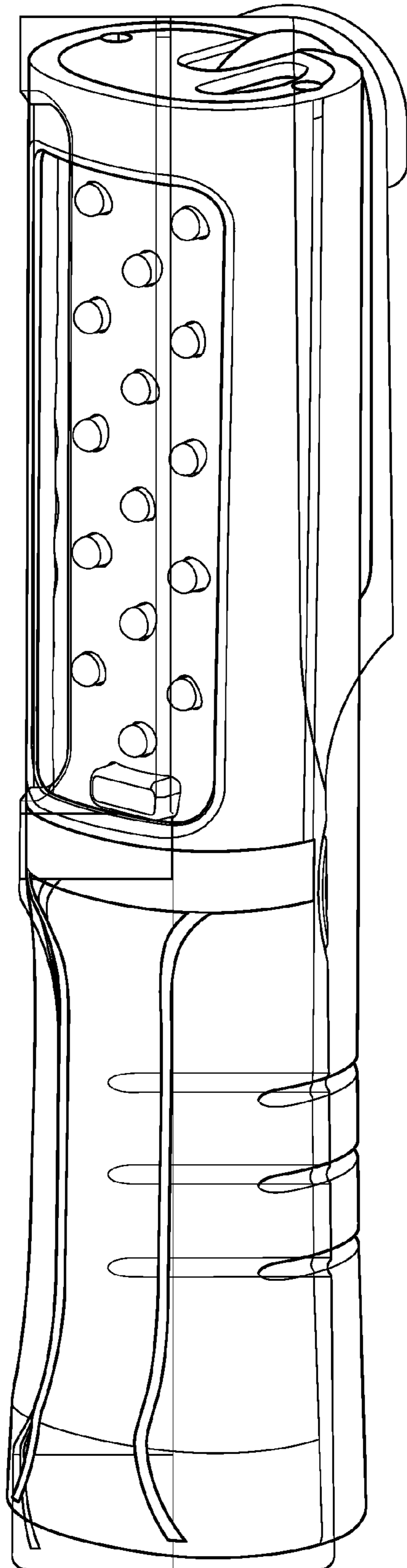


FIG. 1

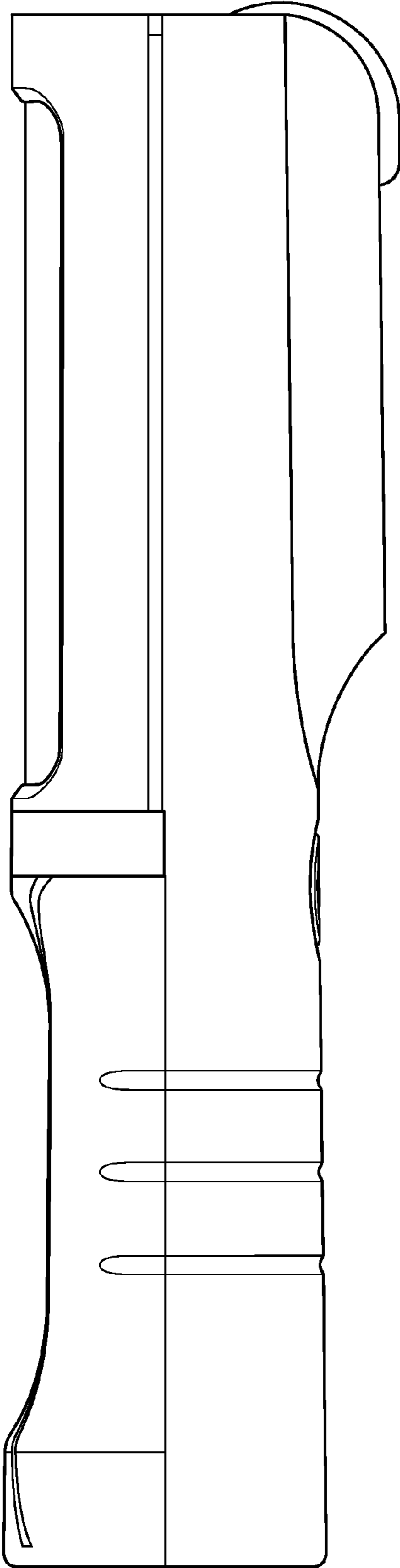


FIG. 2

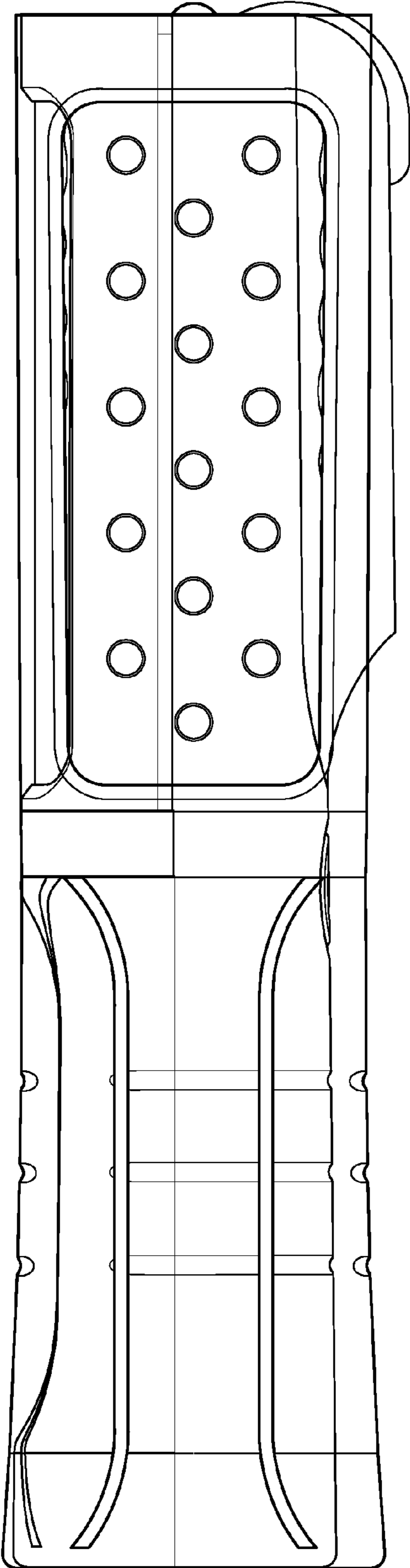


FIG. 3

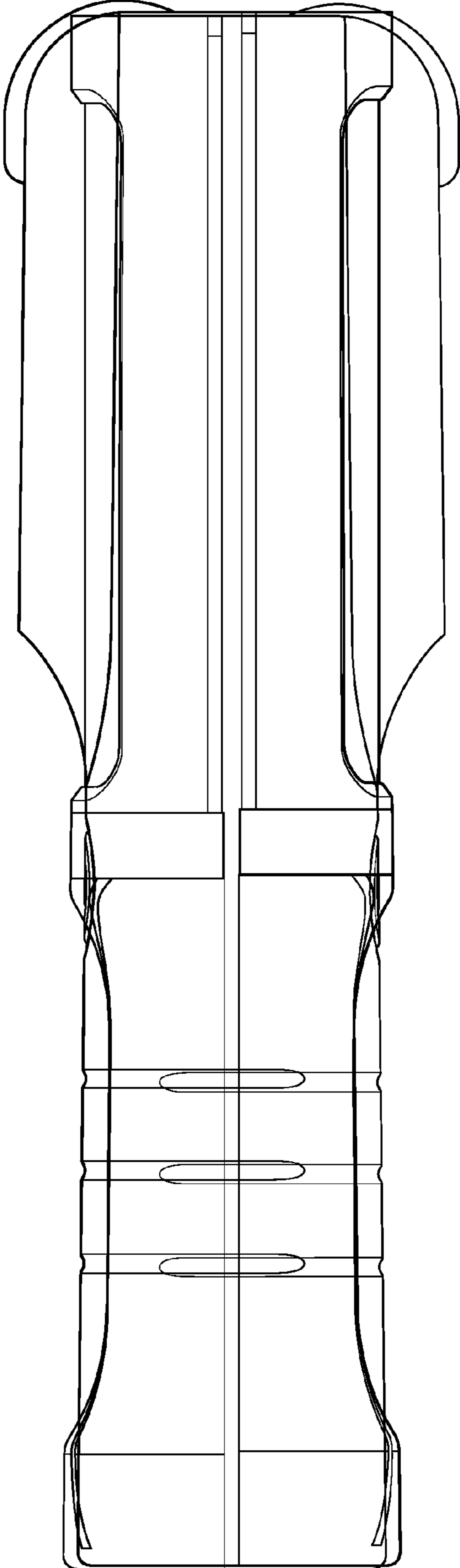


FIG. 4

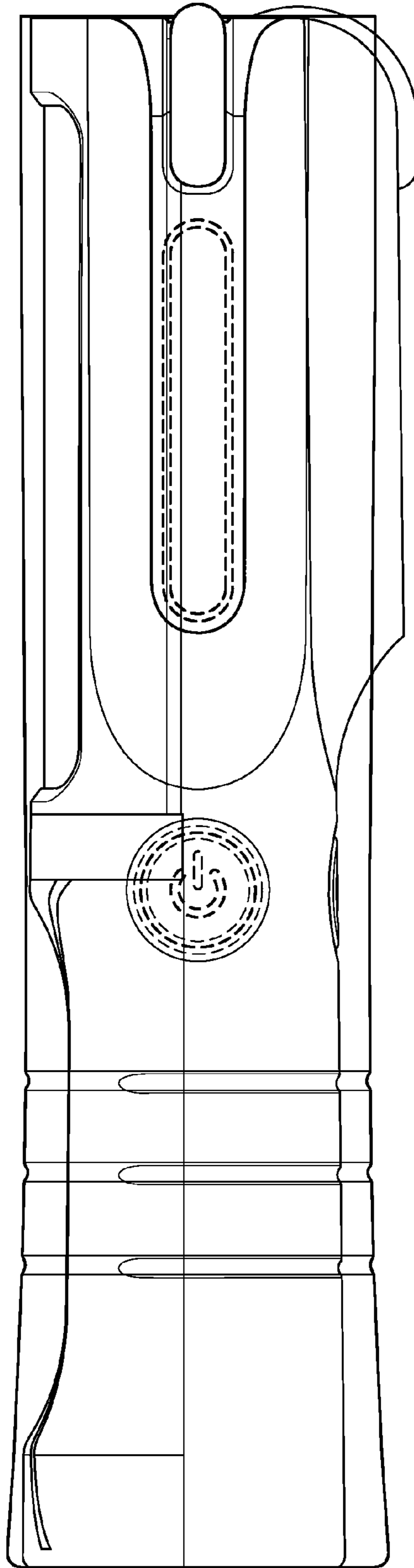


FIG. 5

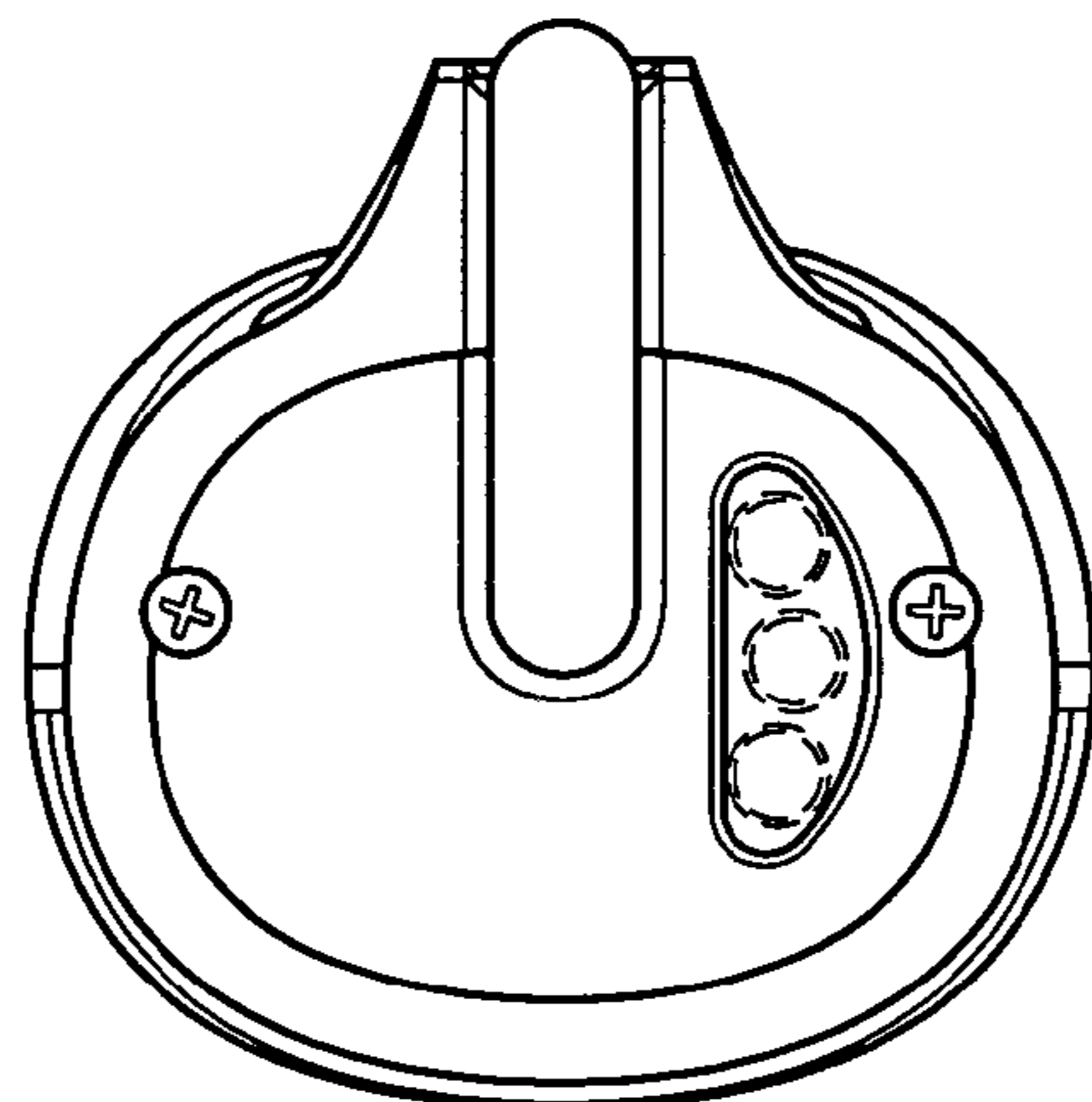


FIG. 6

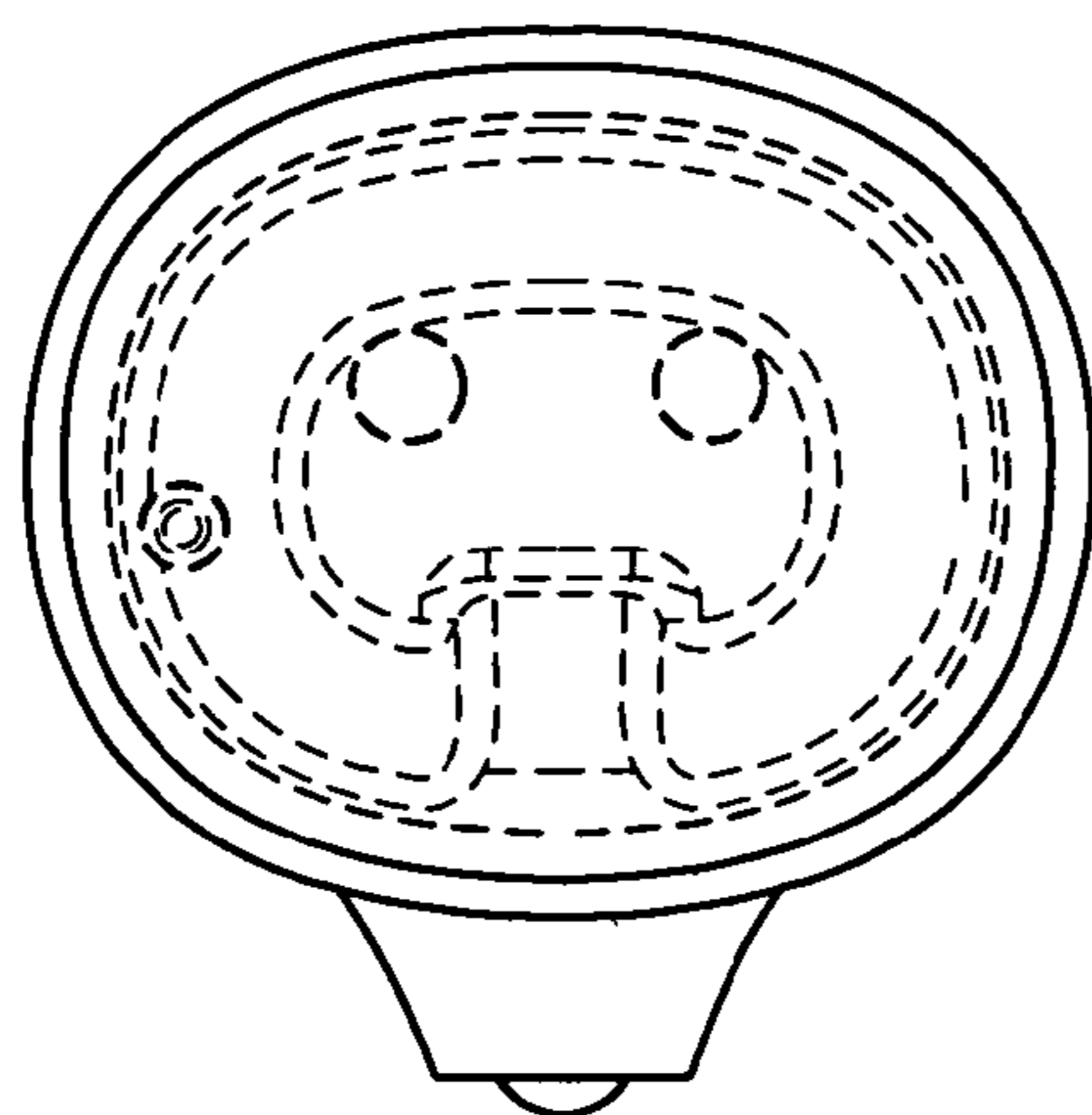


FIG. 7