



US00D691306S

(12) **United States Design Patent**
Lai

(10) **Patent No.:** **US D691,306 S**
(45) **Date of Patent:** **** Oct. 8, 2013**

(54) **EXTERIOR SURFACE CONFIGURATION OF
A VEHICLE LAMP**

(71) Applicant: **Litek Enterprise Co., Ltd.**, Tainan
(TW)

(72) Inventor: **Ching-Tsung Lai**, Tainan (TW)

(73) Assignee: **Litek Enterprise Co., Ltd.**, Tainan (TW)

(**) Term: **14 Years**

(21) Appl. No.: **29/449,206**

(22) Filed: **Mar. 14, 2013**

(51) **LOC (9) Cl.** **26-06**

(52) **U.S. Cl.**
USPC **D26/28**

(58) **Field of Classification Search**
USPC D26/28-36; 362/459-468, 475-478,
362/485-487
See application file for complete search history.

(56) **References Cited**

U.S. PATENT DOCUMENTS

D538,956 S * 3/2007 Ishii D26/28
D544,614 S * 6/2007 Markefka D26/28

D561,358 S * 2/2008 Tachibana D26/28
D570,007 S * 5/2008 Hsu D26/28
D582,587 S * 12/2008 Yang D26/28
D593,232 S * 5/2009 Koman et al. D26/28
D635,694 S * 4/2011 Yang et al. D26/28

* cited by examiner

Primary Examiner — Marcus Jackson

(74) *Attorney, Agent, or Firm* — Muncy, Geissler, Olds &
Lowe, PLLC

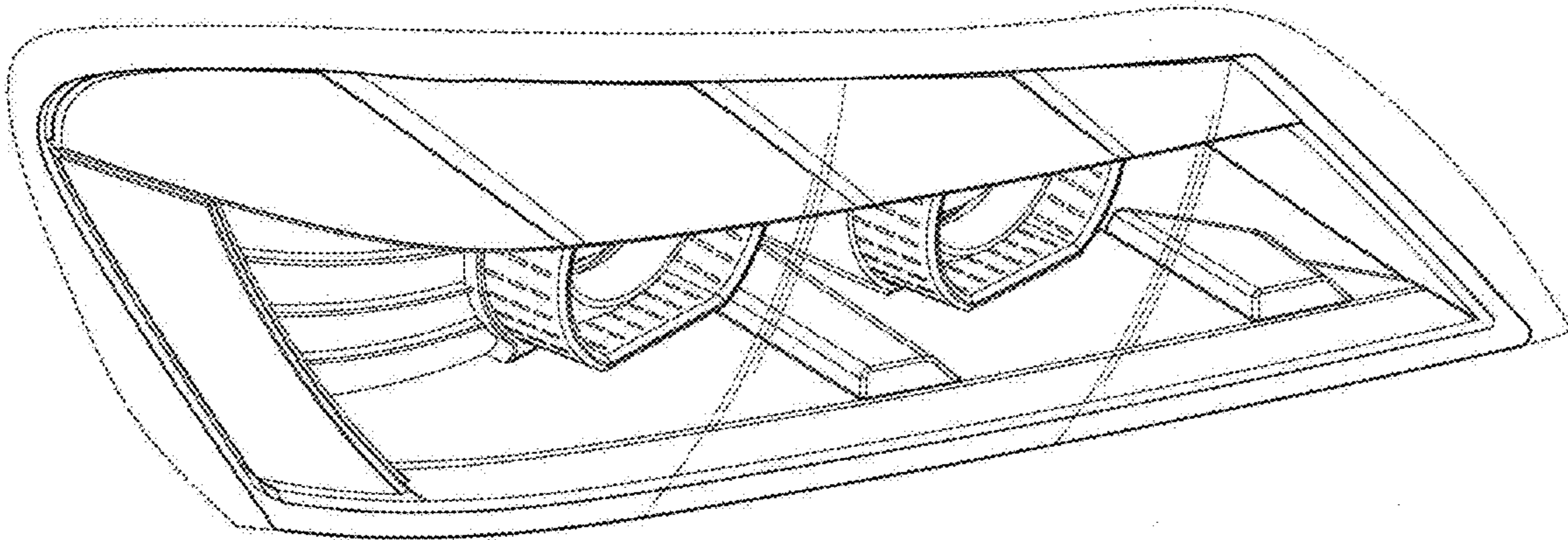
(57) **CLAIM**

I claim, the ornamental design for an exterior surface con-
figuration of a vehicle lamp, as shown and described.

DESCRIPTION

FIG. 1 is a perspective view of an exterior surface configura-
tion of a vehicle lamp showing my present design;
FIG. 2 is a front view thereof;
FIG. 3 is a left view thereof; and,
FIG. 4 is a top plan view thereof.
The broken line showing of the front edge portion of the
Vehicle is included for the purpose of illustrating only and
forms no part of the claimed design.

1 Claim, 4 Drawing Sheets



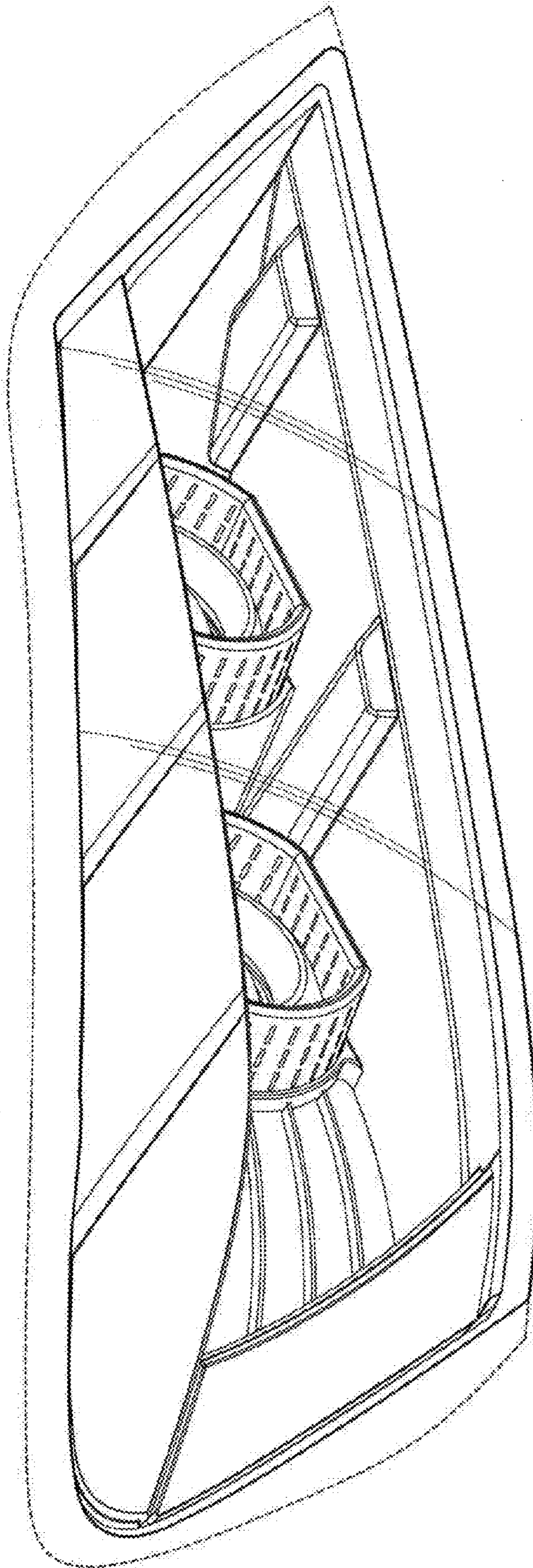


FIG. 1

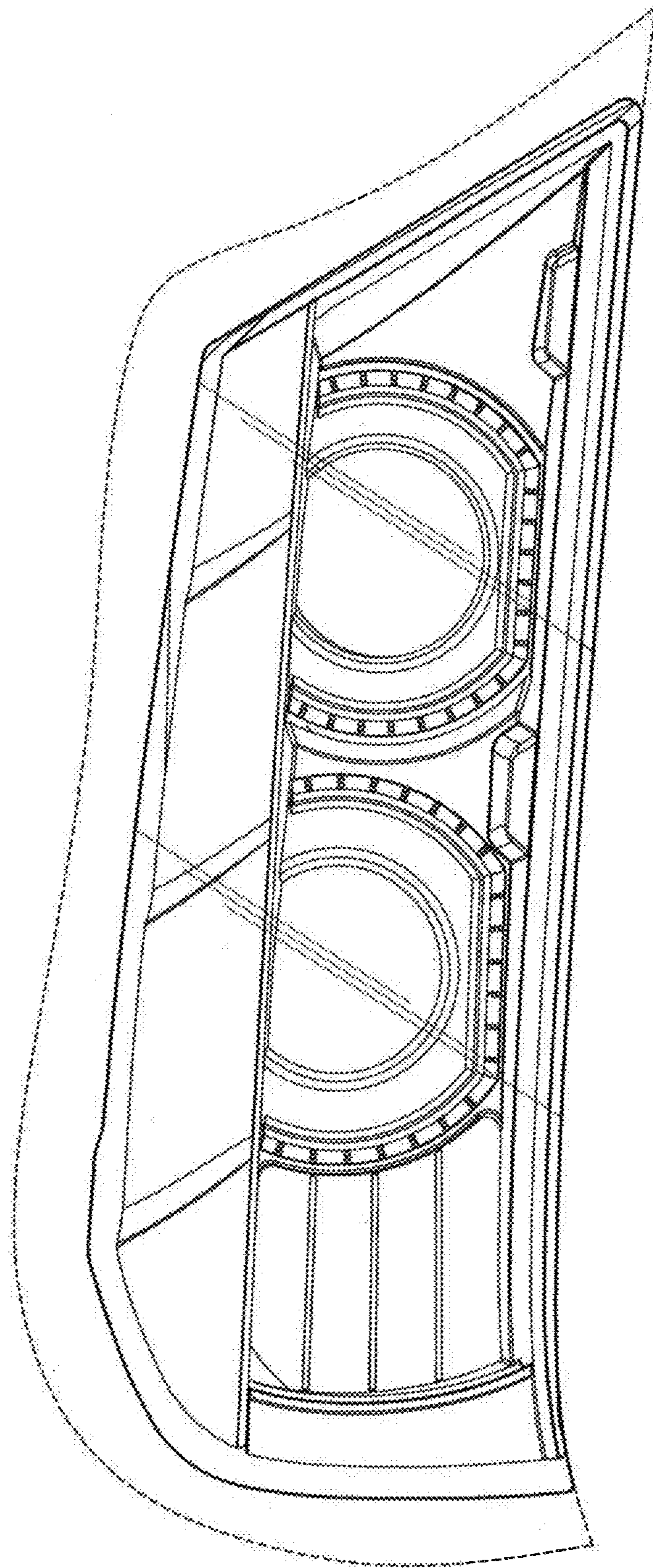


FIG. 2

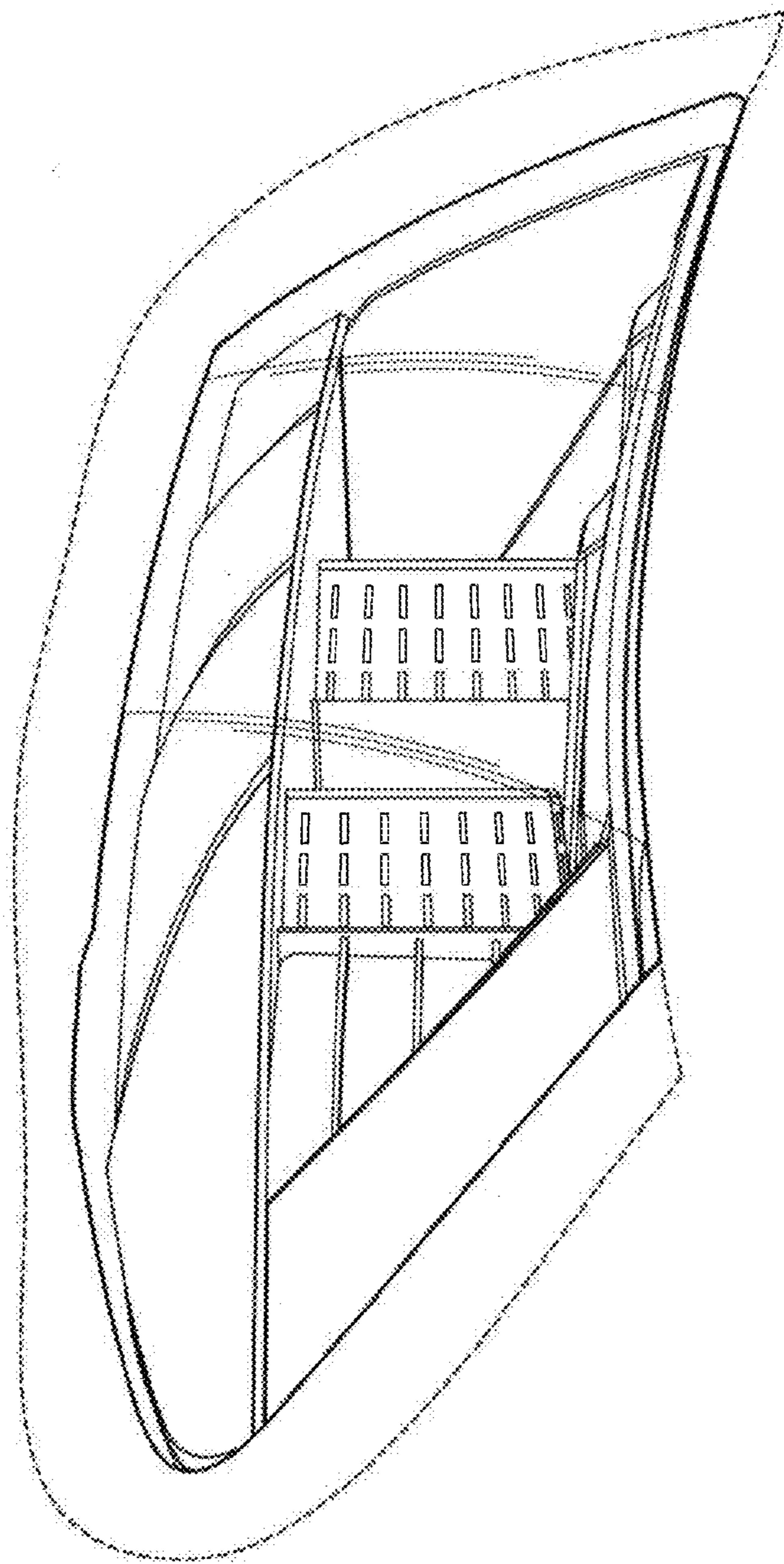


FIG. 3

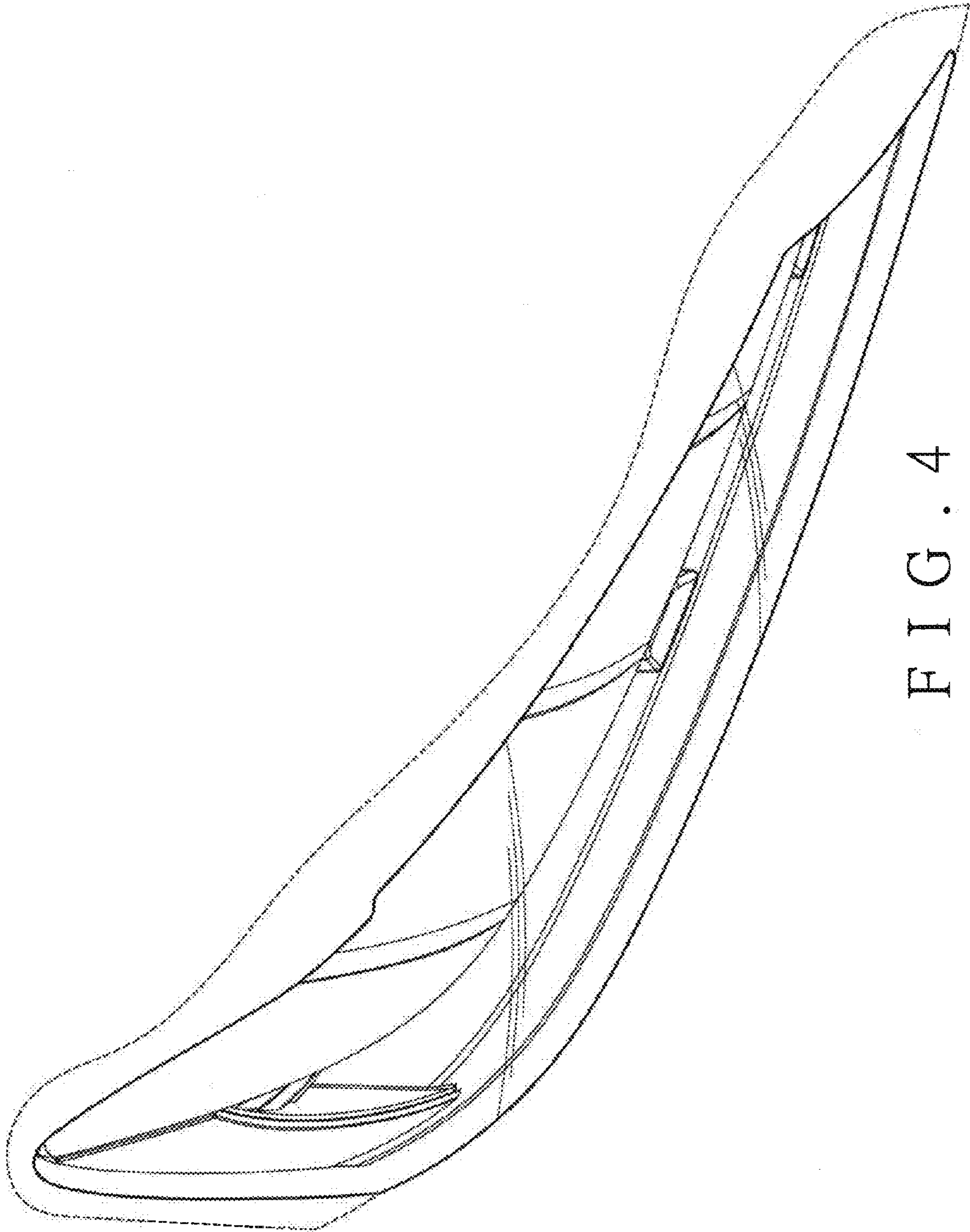


FIG. 4