

US00D691285S

(12) **United States Design Patent**  
**Thuma et al.**

(10) **Patent No.:** **US D691,285 S**  
(45) **Date of Patent:** **\*\* Oct. 8, 2013**

(54) **ENCLOSURE**

(71) Applicants: **Michael Thuma**, La Grange, IL (US);  
**Torrence Anderson**, Overland Park, KS  
(US); **Michael R. Vogler**, Oswego, IL  
(US)

(72) Inventors: **Michael Thuma**, La Grange, IL (US);  
**Torrence Anderson**, Overland Park, KS  
(US); **Michael R. Vogler**, Oswego, IL  
(US)

(73) Assignee: **Suncast Technologies, LLC**, Palm  
Beach Gardens, FL (US)

(\*\*) Term: **14 Years**

(21) Appl. No.: **29/446,228**

(22) Filed: **Feb. 21, 2013**

(51) **LOC (9) Cl.** ..... **25-03**

(52) **U.S. Cl.**  
USPC ..... **D25/33**

(58) **Field of Classification Search**  
USPC ..... D25/1-33; 52/79.1, 79.4, 79.5, 64,  
52/36.1; D30/180; D6/446, 167; D34/1,  
D34/7; 225/116; 135/87  
See application file for complete search history.

(56) **References Cited**

**U.S. PATENT DOCUMENTS**

D375,169 S \* 10/1996 Hunt et al. .... D25/16  
D384,419 S \* 9/1997 Dickinson et al. .... D25/16

D405,540 S \* 2/1999 Maple ..... D25/16  
D455,501 S \* 4/2002 Greene ..... D25/33  
D468,442 S \* 1/2003 Tisbo et al. .... D25/33  
D468,833 S \* 1/2003 Tisbo et al. .... D25/33  
D468,834 S \* 1/2003 Tisbo et al. .... D25/33  
D591,076 S \* 4/2009 Guizzardi ..... D6/432  
D622,861 S \* 8/2010 Vogler et al. .... D25/33  
D622,862 S \* 8/2010 Vogler et al. .... D25/33  
D639,450 S \* 6/2011 Vogler et al. .... D25/33  
D641,496 S \* 7/2011 Phillips et al. .... D25/33  
D676,149 S \* 2/2013 Vogler et al. .... D25/33  
2004/0187402 A1 \* 9/2004 Moon et al. .... 52/79.5

\* cited by examiner

*Primary Examiner* — Eric Goodman

(74) *Attorney, Agent, or Firm* — McHale & Slavin, P.A.


(57) **CLAIM**

The ornamental design for an enclosure, as shown and described.

**DESCRIPTION**

FIG. 1 is a front right perspective view of the enclosure of the present invention;  
FIG. 2 is a front view thereof;  
FIG. 3 is a rear view thereof;  
FIG. 4 is a right side view thereof;  
FIG. 5 is a left side view thereof; and,  
FIG. 6 is a top view thereof.  
The portions of the figures illustrated in broken lines illustrate portions of the enclosure which form no part of the claimed subject matter.

**1 Claim, 6 Drawing Sheets**






Fig. 1

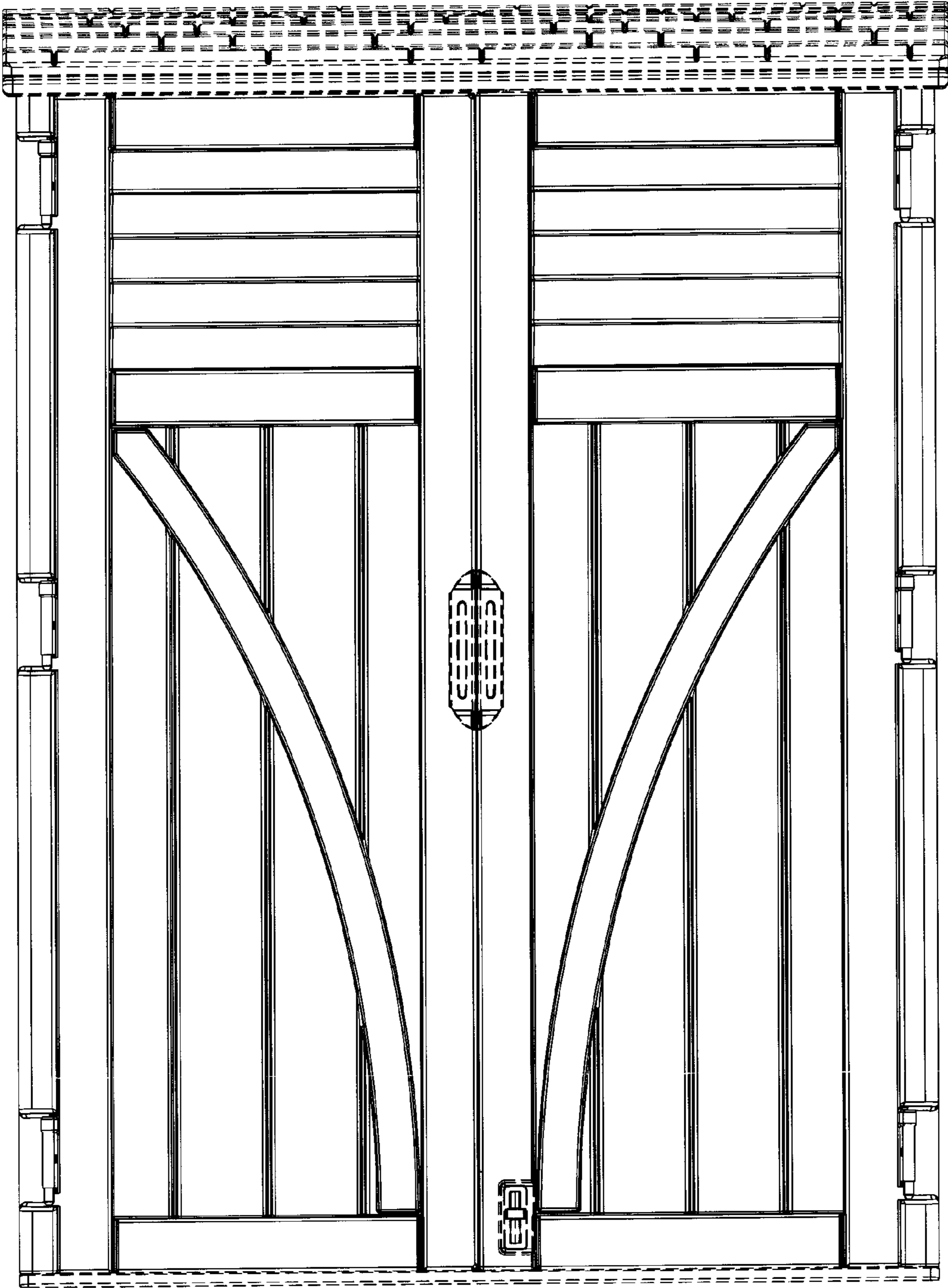


Fig. 2






Fig. 3




Fig. 4




Fig. 5

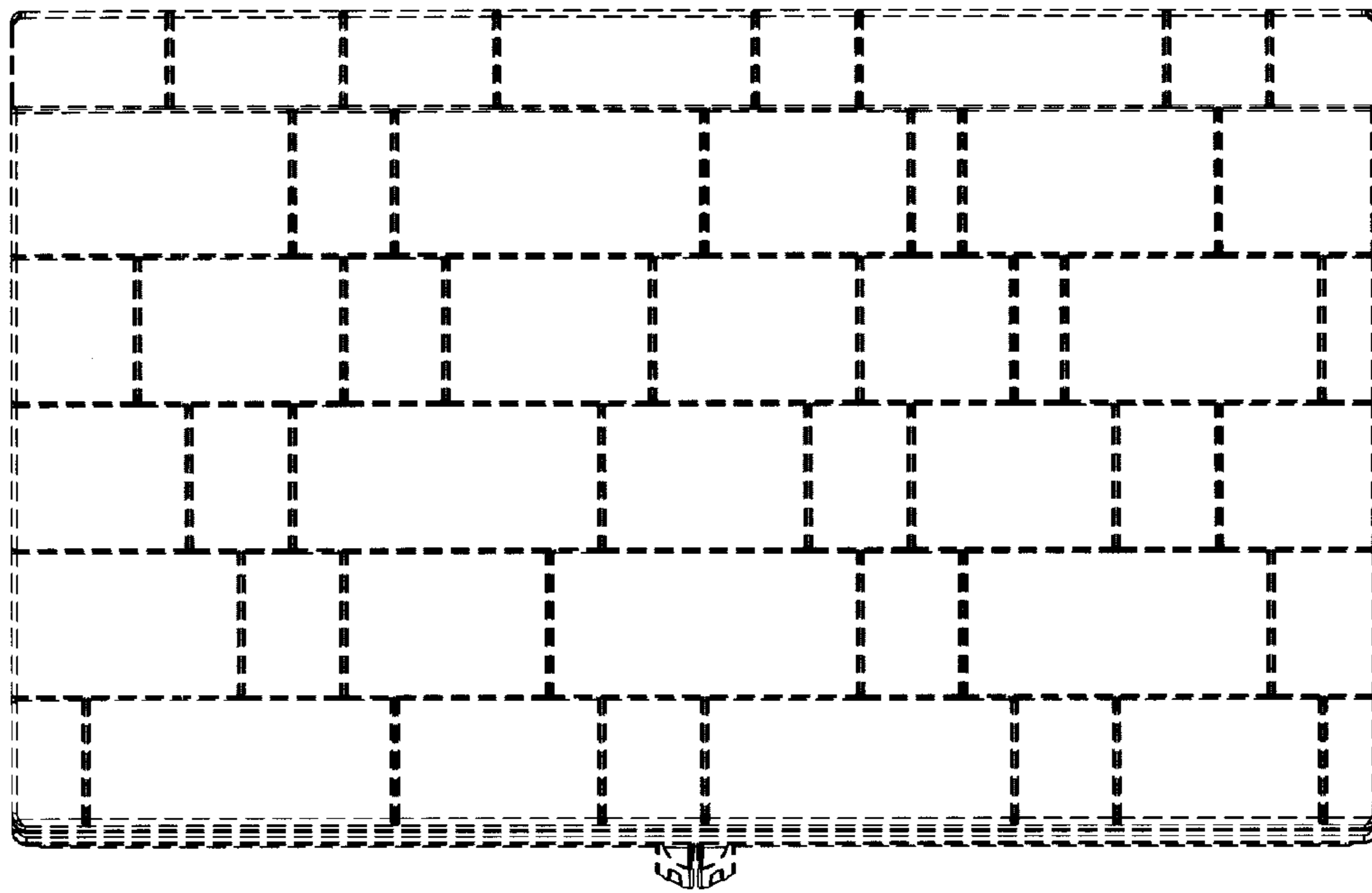


Fig. 6