



US00D691224S

(12) **United States Design Patent**
Brand

(10) **Patent No.:** **US D691,224 S**

(45) **Date of Patent:** **** Oct. 8, 2013**

(54) **RACKET**

(76) Inventor: **George Anthony Brand, Barrie (CA)**

(**) Term: **14 Years**

(21) Appl. No.: **29/425,493**

(22) Filed: **Jun. 22, 2012**

(30) **Foreign Application Priority Data**

Dec. 23, 2011 (CA) 143831

(51) **LOC (9) Cl.** **21-02**

(52) **U.S. Cl.**
USPC **D21/729**

(58) **Field of Classification Search**
USPC D21/729-732; 473/524-557
See application file for complete search history.

(56) **References Cited**

U.S. PATENT DOCUMENTS

D235,271	S *	6/1975	Kameoka	D21/730
4,023,799	A	5/1977	Van Auken		
4,031,181	A	6/1977	Schaefer et al.		
4,070,019	A	1/1978	Segal et al.		
D262,983	S *	2/1982	Howe	D21/730
4,332,384	A	6/1982	Hasegawa		
4,390,182	A	6/1983	You		
4,393,024	A	7/1983	You		
4,429,873	A	2/1984	Van Raemdonck		
4,732,384	A	3/1988	Seymour		
5,217,223	A *	6/1993	Feeney	473/535
D401,635	S *	11/1998	Davis et al.	D21/729
6,319,159	B1	11/2001	Yu		

D488,844	S *	4/2004	Szelenyi	D21/729
7,273,430	B2 *	9/2007	Ashino et al.	473/535
D552,194	S *	10/2007	Yoneyama	D21/729
D561,279	S *	2/2008	Yu et al.	D21/729
8,342,989	B2 *	1/2013	Lammer	473/536
2003/0064838	A1 *	4/2003	Ashino et al.	473/535
2004/0138015	A1 *	7/2004	Yu	473/535
2004/0224799	A1	11/2004	Gorski et al.		
2006/0052187	A1	3/2006	Pai		
2006/0281590	A1 *	12/2006	Ashino et al.	473/535
2010/0048333	A1	2/2010	Cottey et al.		

* cited by examiner

Primary Examiner — Mitchell Siegel

(74) *Attorney, Agent, or Firm* — Ledgeley Law; Cynthia J. Ledgeley

(57) **CLAIM**

I claim the ornamental design for a racket, as shown and described.

DESCRIPTION

FIG. 1 is a front perspective view of the racket showing my new design;

FIG. 2 is a rear perspective view of the racket of FIG. 1;

FIG. 3 is a left side view the racket of FIG. 1;

FIG. 4 is a front view of the racket of FIG. 1;

FIG. 5 is a right side view of the racket of FIG. 1;

FIG. 6 is a rear view of the racket of FIG. 1;

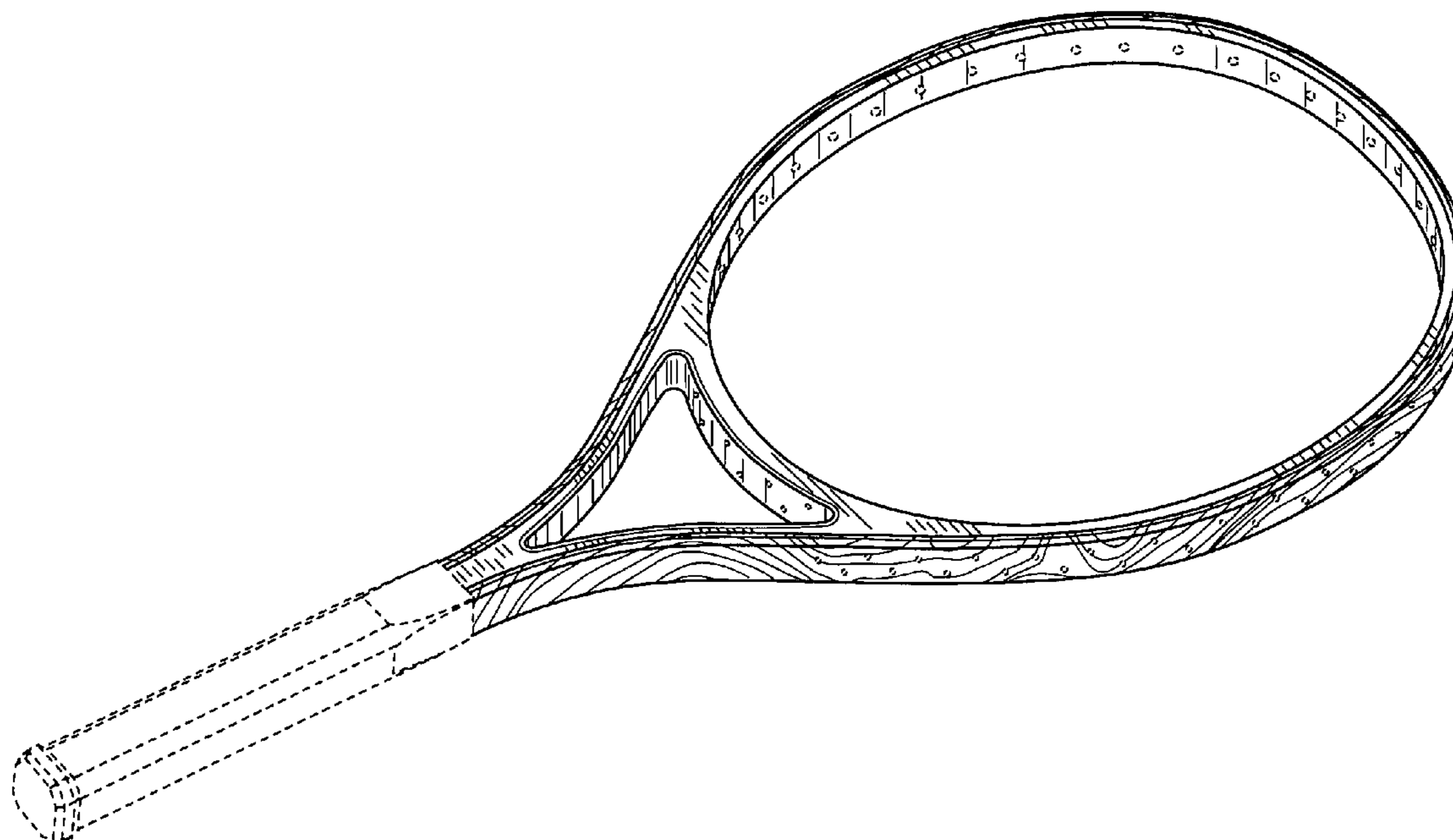
FIG. 7 is a top plan view of the racket of FIG. 1; and,

FIG. 8 is a bottom plan view of the racket of FIG. 1.

The racket is lined to show contrast in materials.

The broken lines are for illustration purposes only and form no part of the claimed design.

1 Claim, 6 Drawing Sheets



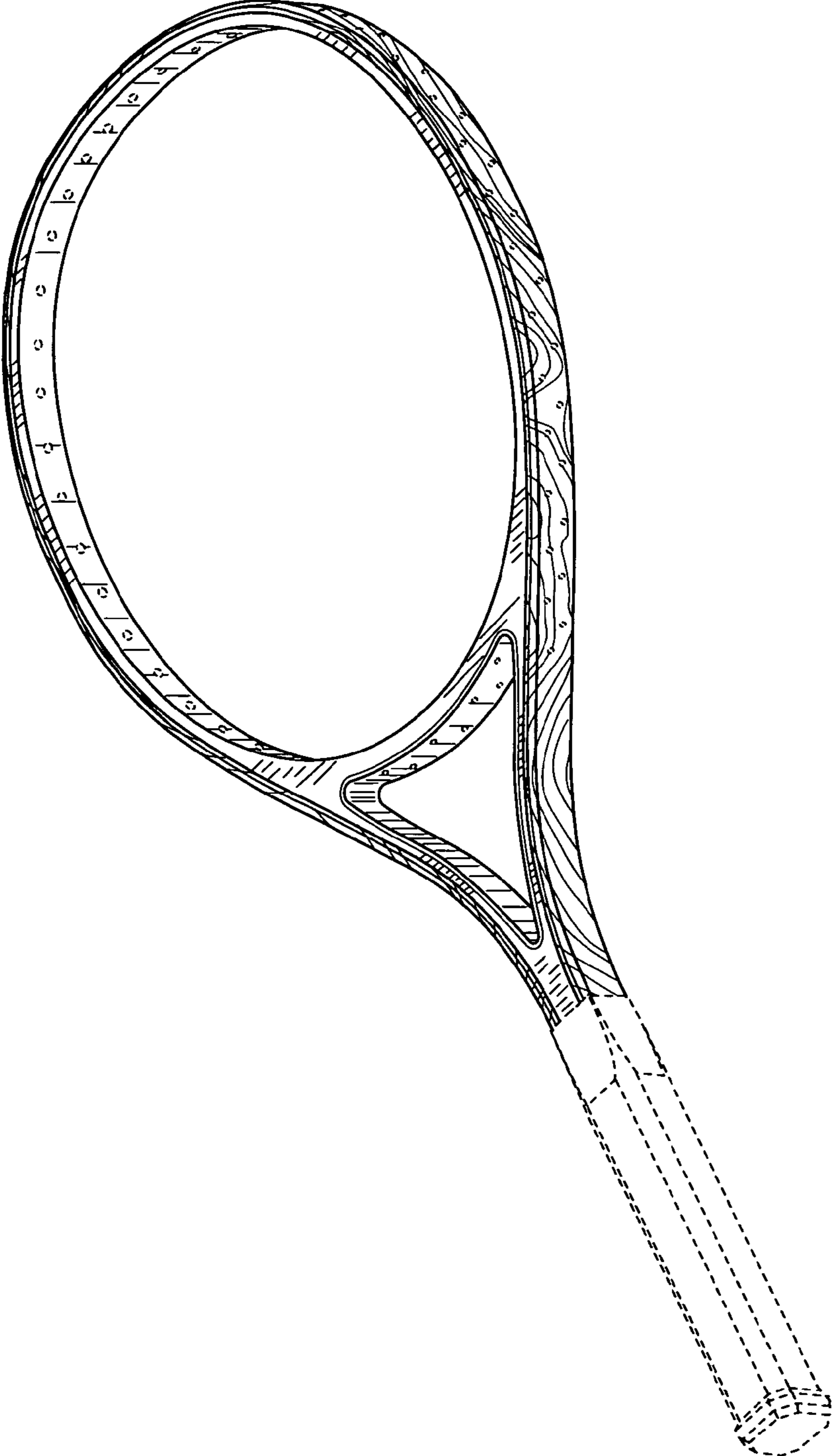


FIG. 1

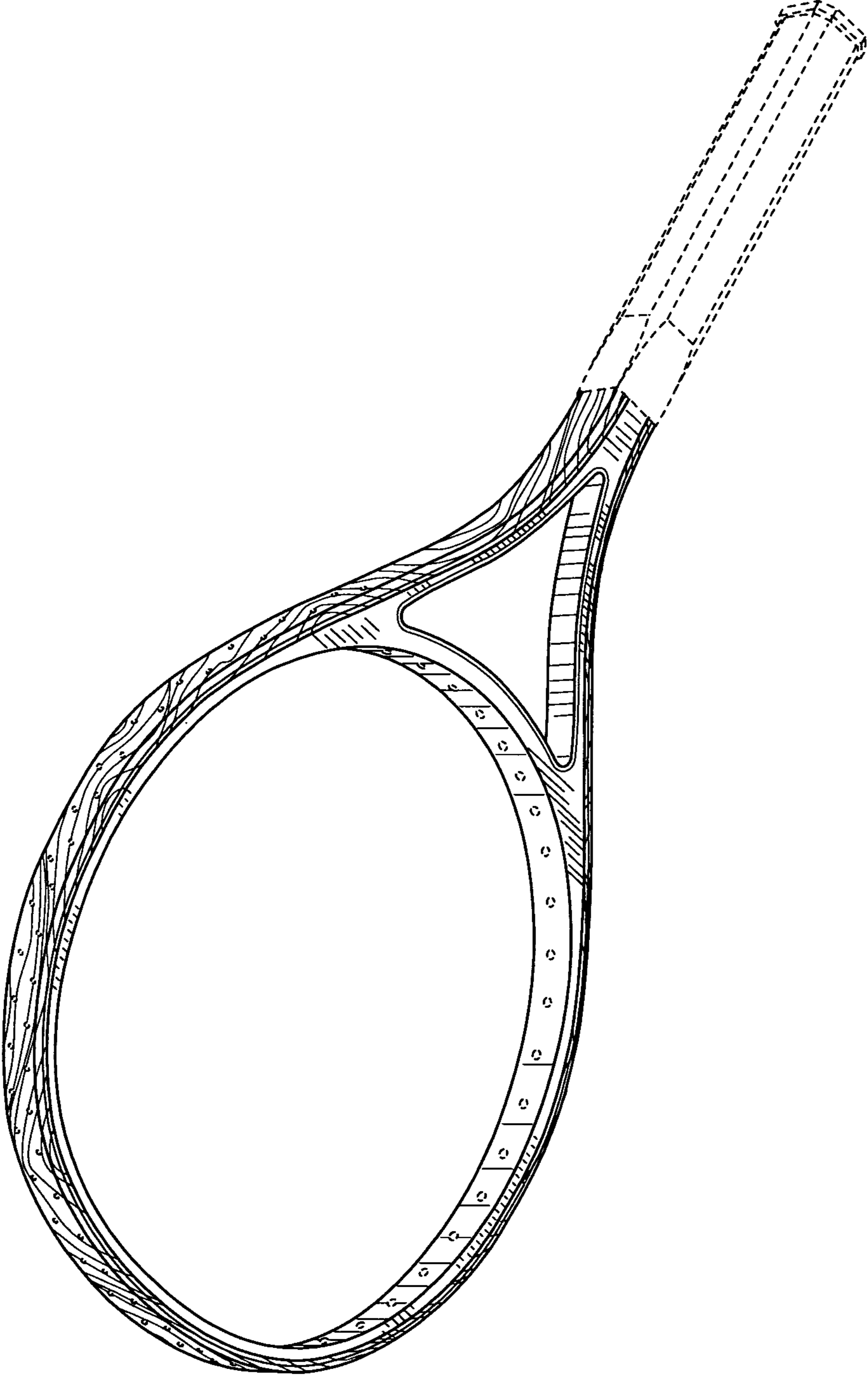


FIG. 2



FIG. 3



FIG. 5



FIG. 4



FIG. 6

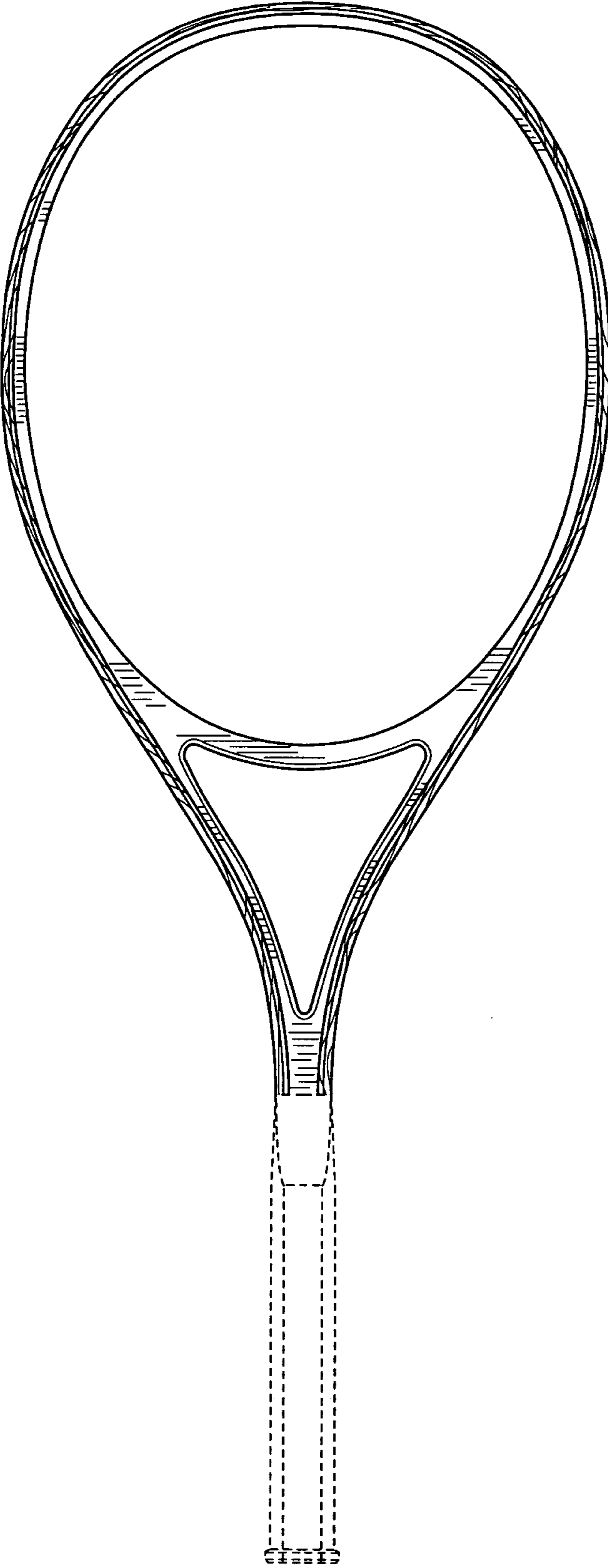


FIG. 7

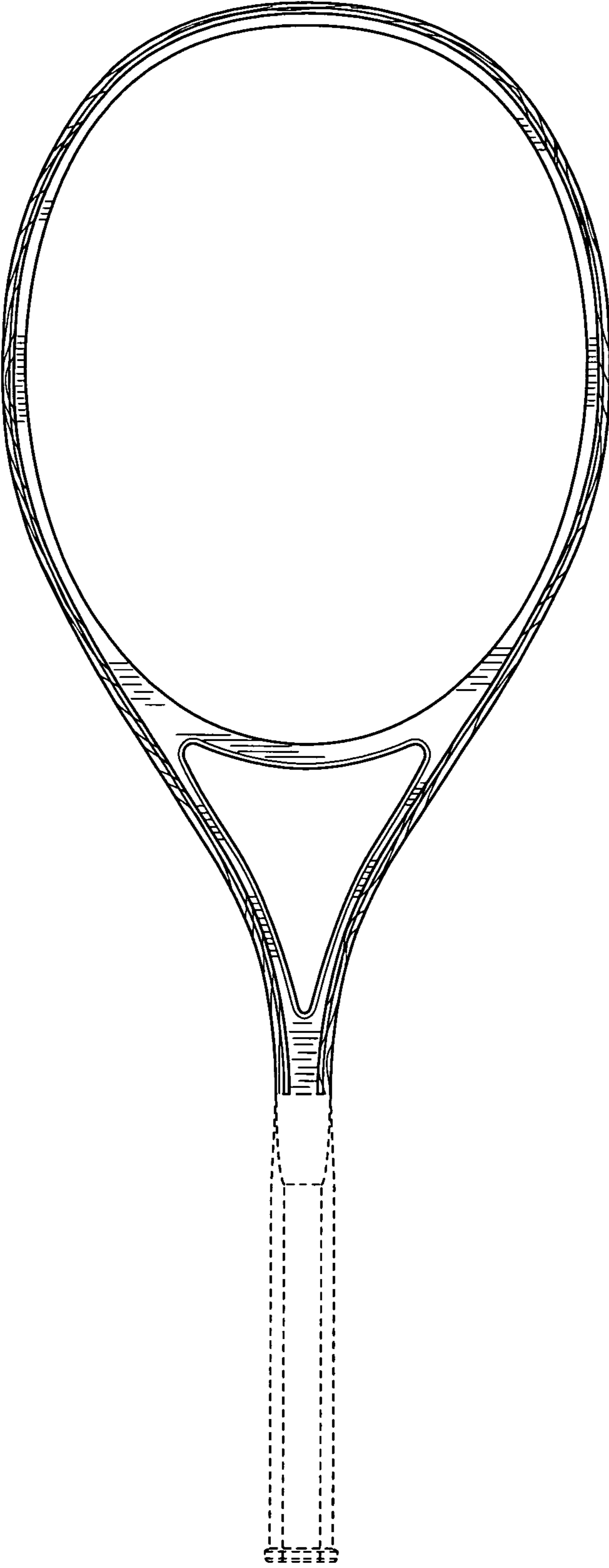


FIG. 8