

US00D691220S

(12) **United States Design Patent**
Calvin

(10) **Patent No.:** **US D691,220 S**
(45) **Date of Patent:** **** Oct. 8, 2013**

- (54) **SET OF EXERCISE FIXTURES**
- (71) Applicant: **Frank L. Calvin**, Warren, OH (US)
- (72) Inventor: **Frank L. Calvin**, Warren, OH (US)
- (**) Term: **14 Years**
- (21) Appl. No.: **29/433,961**
- (22) Filed: **Oct. 7, 2012**
- (51) **LOC (9) Cl.** **21-02**
- (52) **U.S. Cl.**
USPC **D21/679**; D21/662; D21/691
- (58) **Field of Classification Search**
USPC D21/662, 679, 686, 691, 694, 814;
482/23, 26, 35-41, 94, 98, 139-143, 145,
482/148, 208; D6/566, 691.7, 708.16; D8/321,
D8/349, 373
See application file for complete search history.

(56) **References Cited**

U.S. PATENT DOCUMENTS

| | | | | | |
|-----------|------|---------|-----------------|-------|---------|
| 1,481,730 | A * | 1/1924 | Oakley | | 211/123 |
| 1,594,714 | A * | 8/1926 | Eustis et al. | | 211/123 |
| 2,402,127 | A * | 6/1946 | Cohn | | 211/123 |
| D162,337 | S | 3/1950 | O’Gatty | | |
| 2,666,640 | A | 1/1954 | Jennings, Sr. | | |
| D265,575 | S | 7/1982 | Lunford | | |
| 4,351,525 | A * | 9/1982 | Rozenblad | | 482/141 |
| D267,419 | S | 12/1982 | Komarnicki | | |
| D337,071 | S * | 7/1993 | Hogue | | D11/131 |
| 5,842,960 | A * | 12/1998 | Yu | | 482/131 |
| D407,293 | S * | 3/1999 | Haggard | | D8/320 |
| D456,865 | S * | 5/2002 | Caporali et al. | | D21/694 |
| D478,144 | S | 8/2003 | Fredriksson | | |
| 6,827,324 | B1 | 12/2004 | Yother | | |
| 7,083,557 | B2 * | 8/2006 | Phipps | | 482/140 |
| D536,753 | S | 2/2007 | Rongo | | |
| D593,169 | S | 5/2009 | Storch | | |
| D607,519 | S | 1/2010 | Calvin | | |

| | | | | | |
|--------------|------|---------|-----------------|-------|-----------|
| D623,707 | S | 9/2010 | Ritchie | | |
| D651,670 | S * | 1/2012 | Calvin | | D21/662 |
| D667,063 | S * | 9/2012 | Thompson | | D21/694 |
| 2007/0194576 | A1 * | 8/2007 | Esposito et al. | | 292/143 |
| 2007/0287600 | A1 * | 12/2007 | Prenatt | | 482/41 |
| 2008/0251305 | A1 * | 10/2008 | Shin | | 180/69.21 |
| 2011/0028274 | A1 * | 2/2011 | Chong | | 482/8 |
| 2012/0040811 | A1 * | 2/2012 | DeTore | | 482/141 |

* cited by examiner

Primary Examiner — Susan E Krakower

(74) *Attorney, Agent, or Firm* — QuickPatents; Kevin Prince

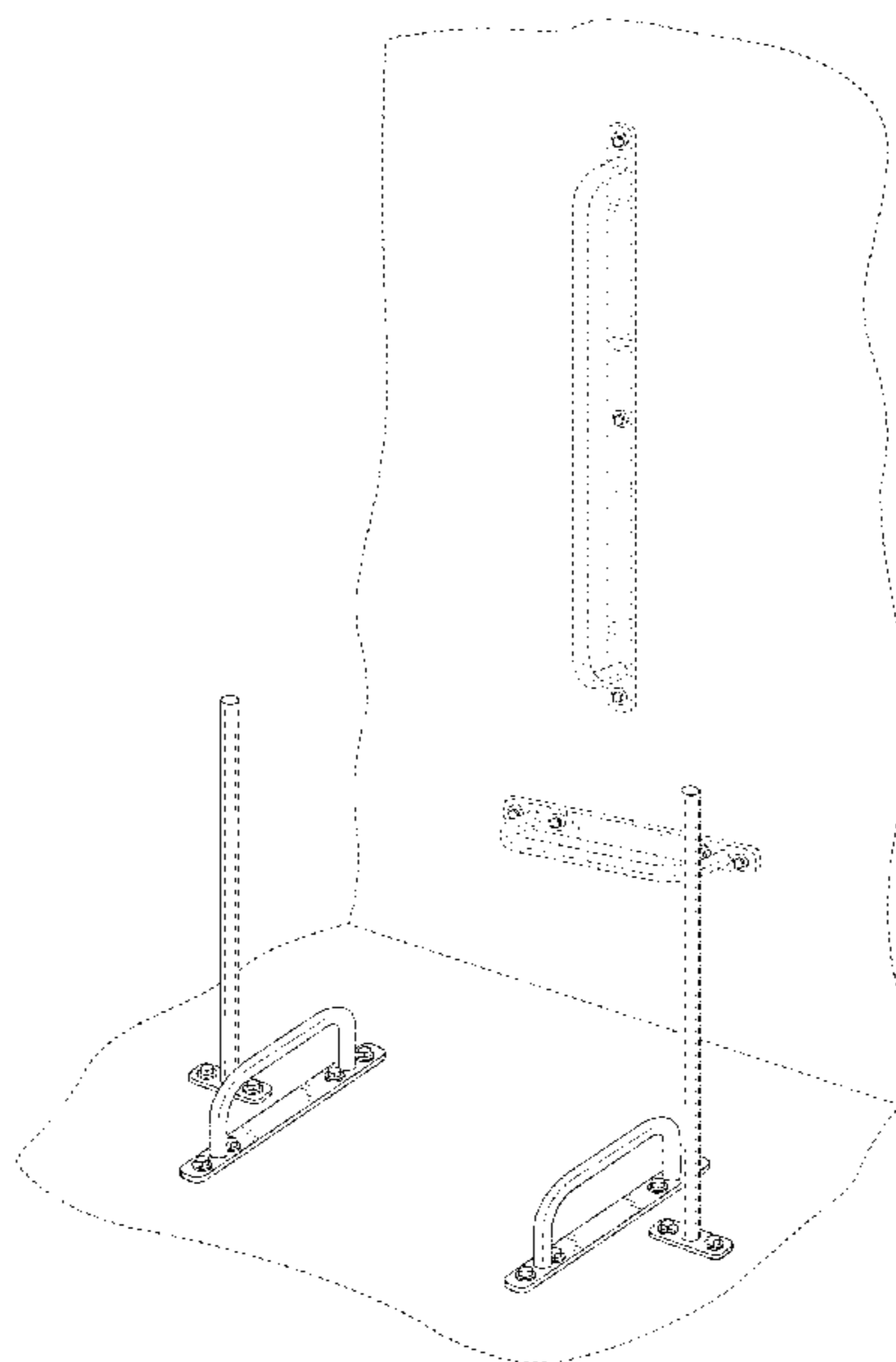
(57) **CLAIM**

I claim the ornamental design for a set of exercise fixtures, as shown and described.

DESCRIPTION

FIG. 1 is a perspective view of a set of exercise fixtures showing my new design;
 FIG. 2 is a left-side elevational view of one of the handle fixtures, the right-side elevational view being a mirror image thereof, the other fixtures omitted for clarity of illustration;
 FIG. 3 is a front elevational view of FIG. 2, the rear elevational view being a mirror image thereof;
 FIG. 4 is a top plan view of FIG. 2;
 FIG. 5 is a bottom plan view of FIG. 2;
 FIG. 6 is a front elevational view of one of the vertical post fixtures, the rear elevational view being a mirror image thereof, the other fixtures omitted for clarity of illustration;
 FIG. 7 is a left-side elevational view of FIG. 6, the right-side elevational view being a mirror image thereof;
 FIG. 8 is a top plan view of FIG. 6; and,
 FIG. 9 is a bottom plan view of FIG. 6.
 The broken lines showing a gym with wall fixtures in FIG. 1 and circular elements in FIGS. 5 and 9 depict environmental matter that forms no part of the claimed design.

1 Claim, 3 Drawing Sheets



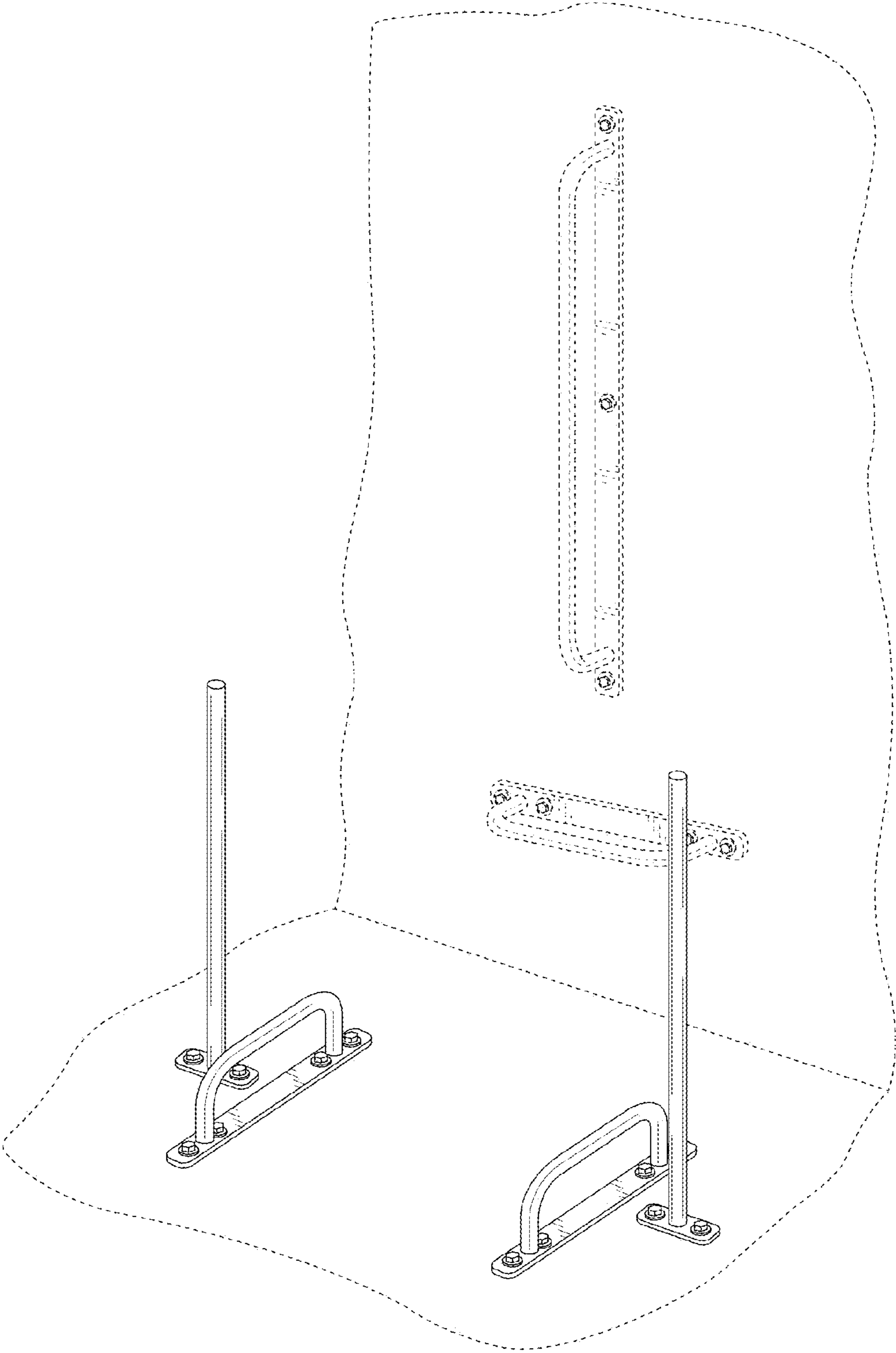


FIG. 1

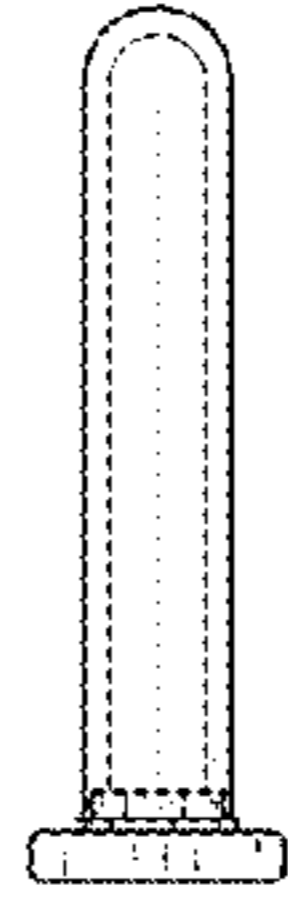


FIG. 2

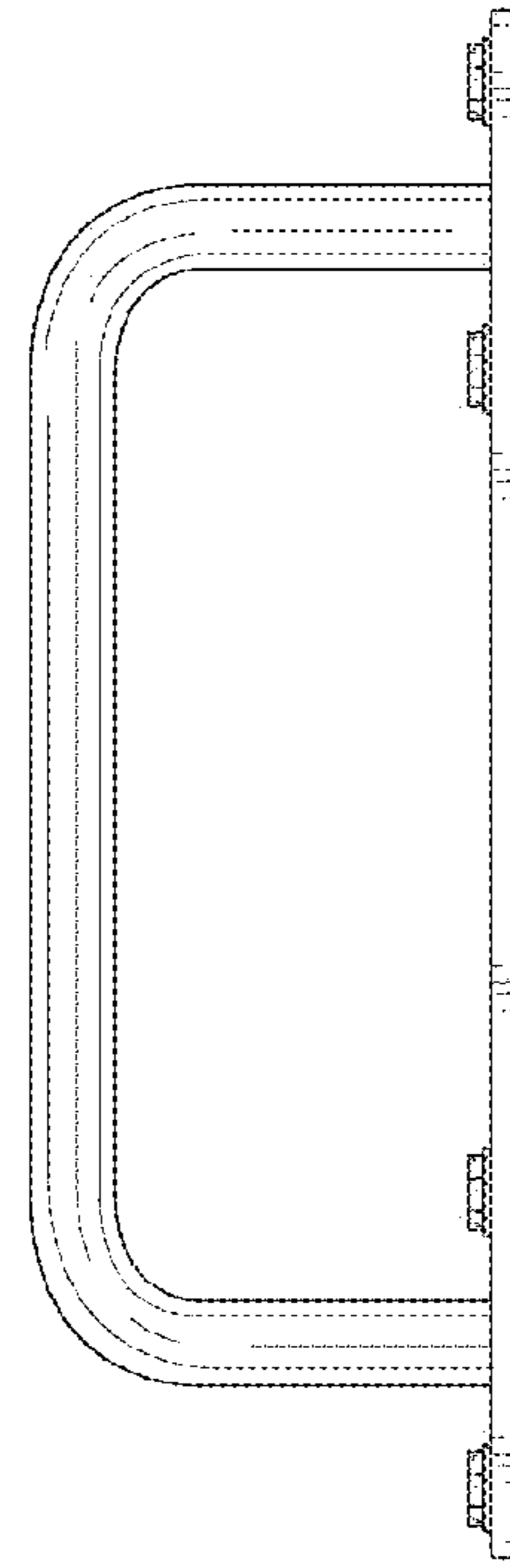


FIG. 3



FIG. 4




FIG. 5

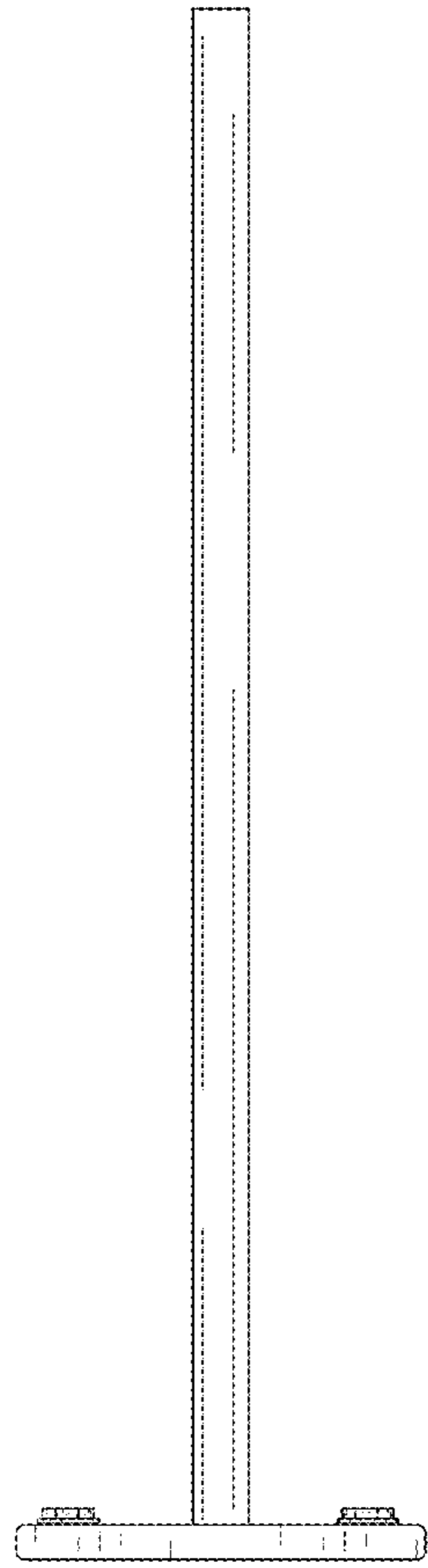


FIG. 6

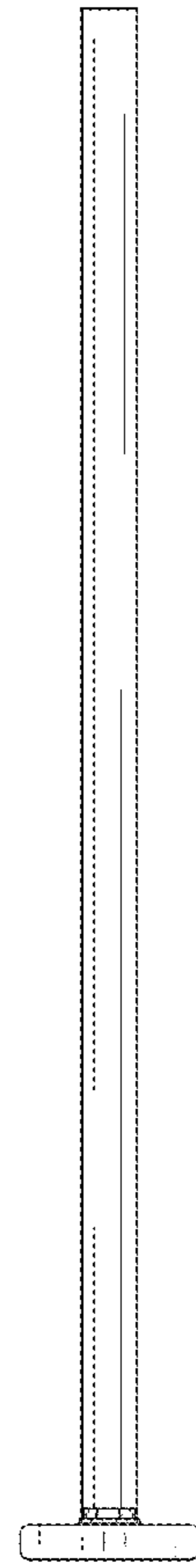


FIG. 7

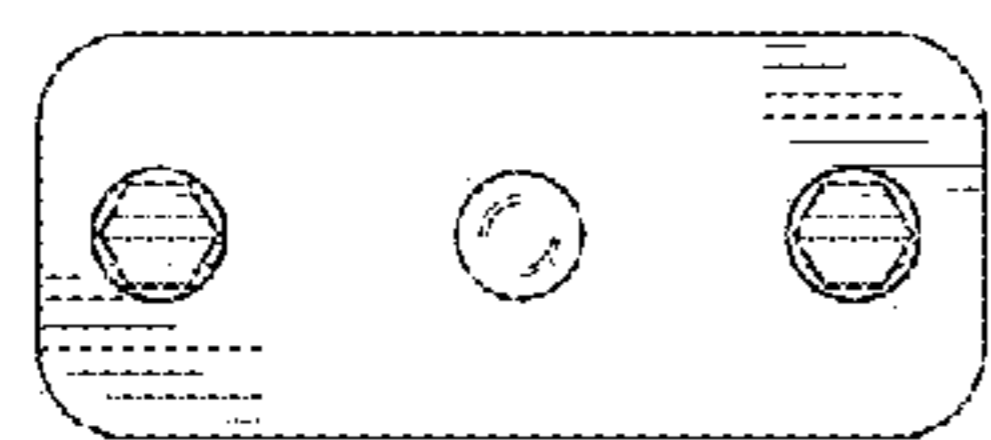


FIG. 8




FIG. 9