

US00D691213S

(12) **United States Design Patent**
Rosser, Jr.

(10) **Patent No.:** **US D691,213 S**

(45) **Date of Patent:** **** Oct. 8, 2013**

(54) **CHESS SET**

(76) **Inventor:** **Billy Neil Rosser, Jr.**, Boiling Springs,
SC (US)

(**) **Term:** **14 Years**

(21) **Appl. No.:** **29/424,731**

(22) **Filed:** **Jun. 14, 2012**

(51) **LOC (9) Cl.** **21-01**

(52) **U.S. Cl.**
USPC **D21/389**

(58) **Field of Classification Search**
USPC D21/307–208, 334–368, 376–397;
273/236–287, 288–291

See application file for complete search history.

(56) **References Cited**

U.S. PATENT DOCUMENTS

D169,230 S * 3/1953 Wade D21/389
D260,694 S * 9/1981 Mallett D28/91.2

D375,532 S * 11/1996 Branham D21/389
D442,642 S * 5/2001 Gaylord et al. D21/389
D536,393 S * 2/2007 Fortson D21/389

* cited by examiner

Primary Examiner — George D Kirschbaum

(74) *Attorney, Agent, or Firm* — QuickPatents; Kevin Prince

(57) **CLAIM**

I claim the ornamental design for a chess set, as shown and described.

DESCRIPTION

FIG. 1 is a perspective view of a chess set, showing my new design;

FIG. 2 is a front elevational view thereof;

FIG. 3 is a rear elevational view thereof;

FIG. 4 is a right-side elevational view thereof;

FIG. 5 is a left-side elevational view thereof; and,

FIG. 6 is a top plan view thereof.

1 Claim, 3 Drawing Sheets






FIG. 1




FIG. 2

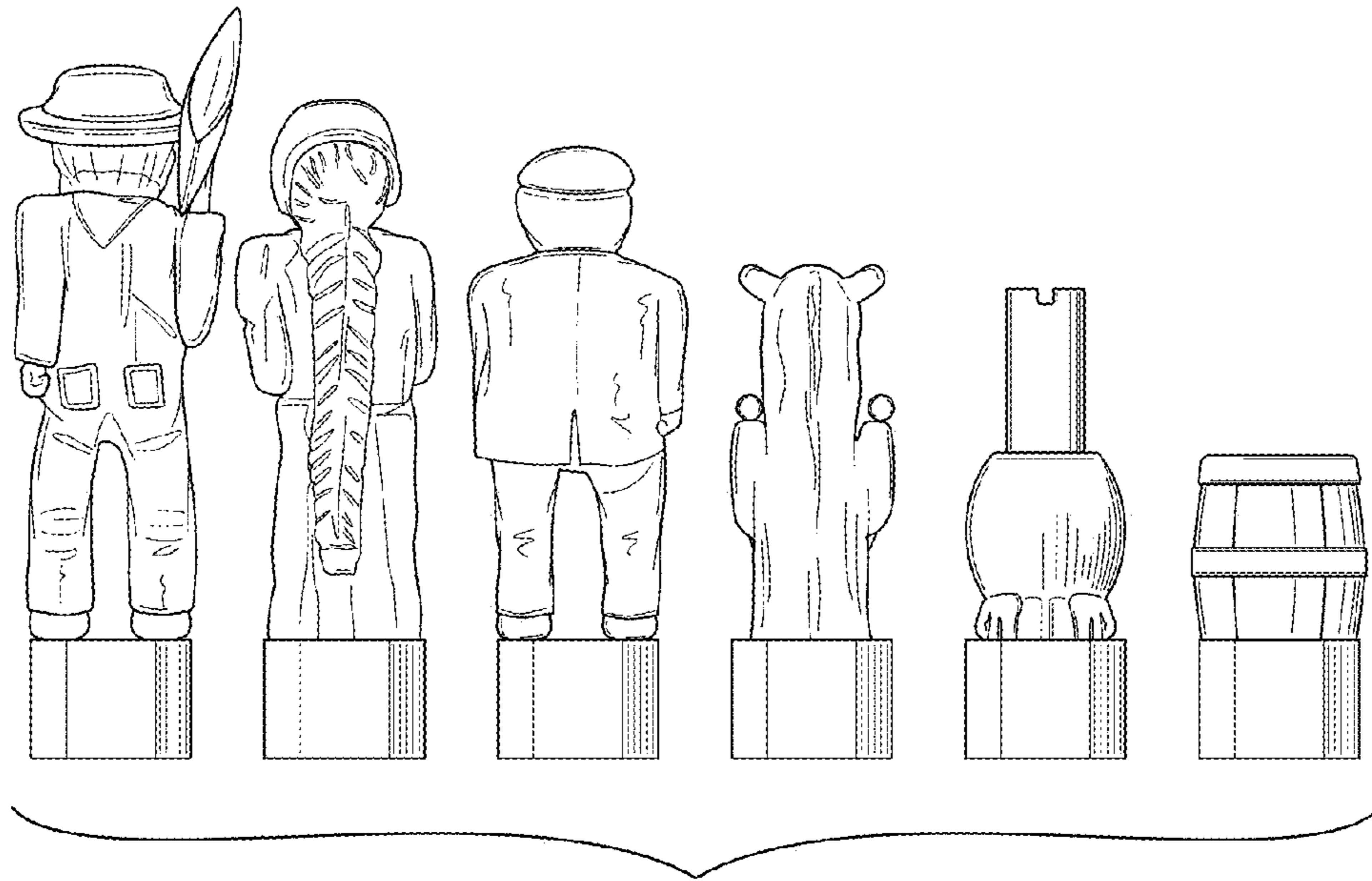


FIG. 3




FIG. 4




FIG. 5

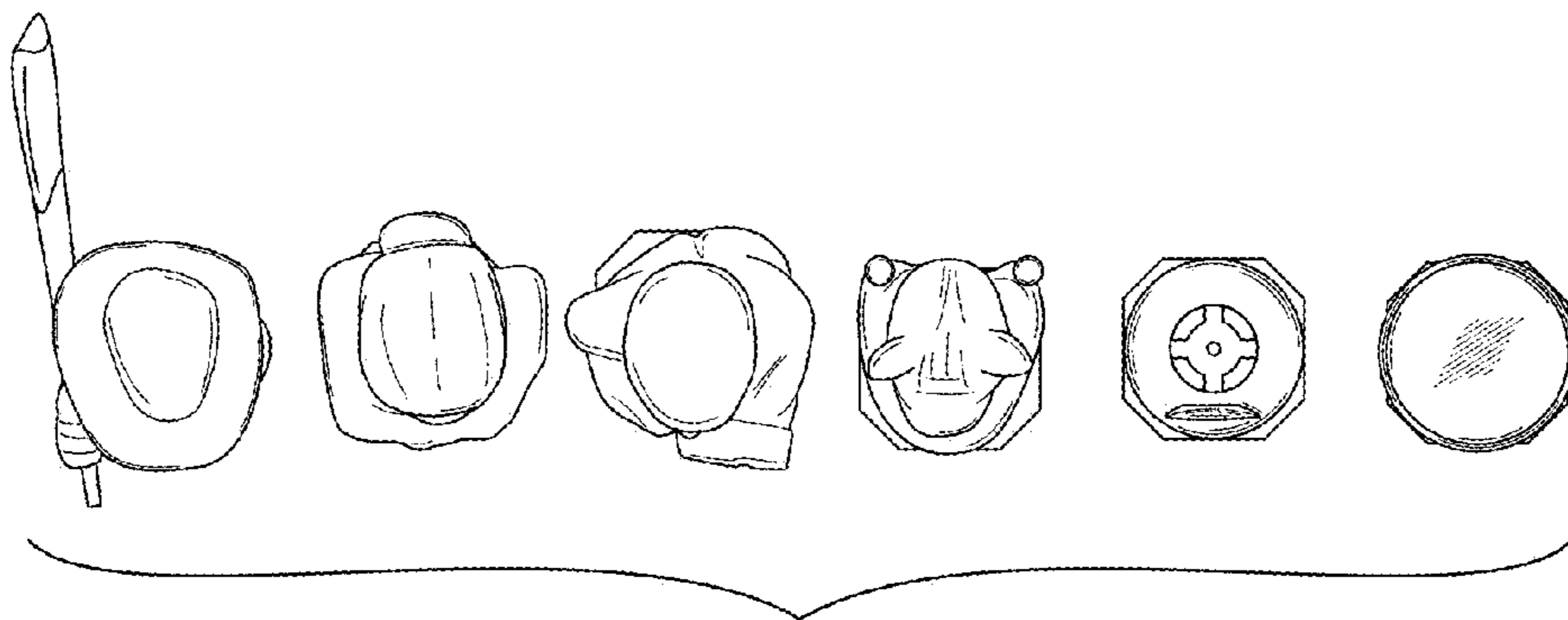


FIG. 6