

US00D691211S

(12) **United States Design Patent**
Beste

(10) **Patent No.:** **US D691,211 S**
(45) **Date of Patent:** **** Oct. 8, 2013**

- (54) **GAME BOARD HAVING SELECT ELEVATIONAL FEATURES**
- (71) Applicant: **Julie A. Beste**, Freeport, MN (US)
- (72) Inventor: **Julie A. Beste**, Freeport, MN (US)
- (**) Term: **14 Years**
- (21) Appl. No.: **29/437,962**
- (22) Filed: **Nov. 21, 2012**
- (51) **LOC (9) Cl.** **21-01**
- (52) **U.S. Cl.**
USPC **D21/341**
- (58) **Field of Classification Search**
USPC D21/376-384, 490, 502; 273/236-287,
273/288-291
See application file for complete search history.

5,067,722 A	11/1991	Wesner	
D323,857 S	2/1992	Bochek et al.	
5,201,524 A	4/1993	Csanady et al.	
D340,265 S	10/1993	St. Pierre	
5,386,994 A	2/1995	Baranowski	
5,407,205 A	4/1995	Larson	
5,433,450 A	7/1995	Vaillancourt	
5,660,388 A	8/1997	Benn	
5,692,753 A	12/1997	Falk	
5,904,353 A	5/1999	Aldridge	
D422,645 S	4/2000	Albert et al.	
6,536,765 B1	3/2003	Thomas	
D524,872 S	7/2006	Dicarlo	
D631,099 S *	1/2011	Coryell D21/362

* cited by examiner

Primary Examiner — George D Kirschbaum
(74) *Attorney, Agent, or Firm* — Albert W. Watkins

(57) **CLAIM**
I claim the ornamental design for a game board having select elevational features, as shown and described.

(56) **References Cited**

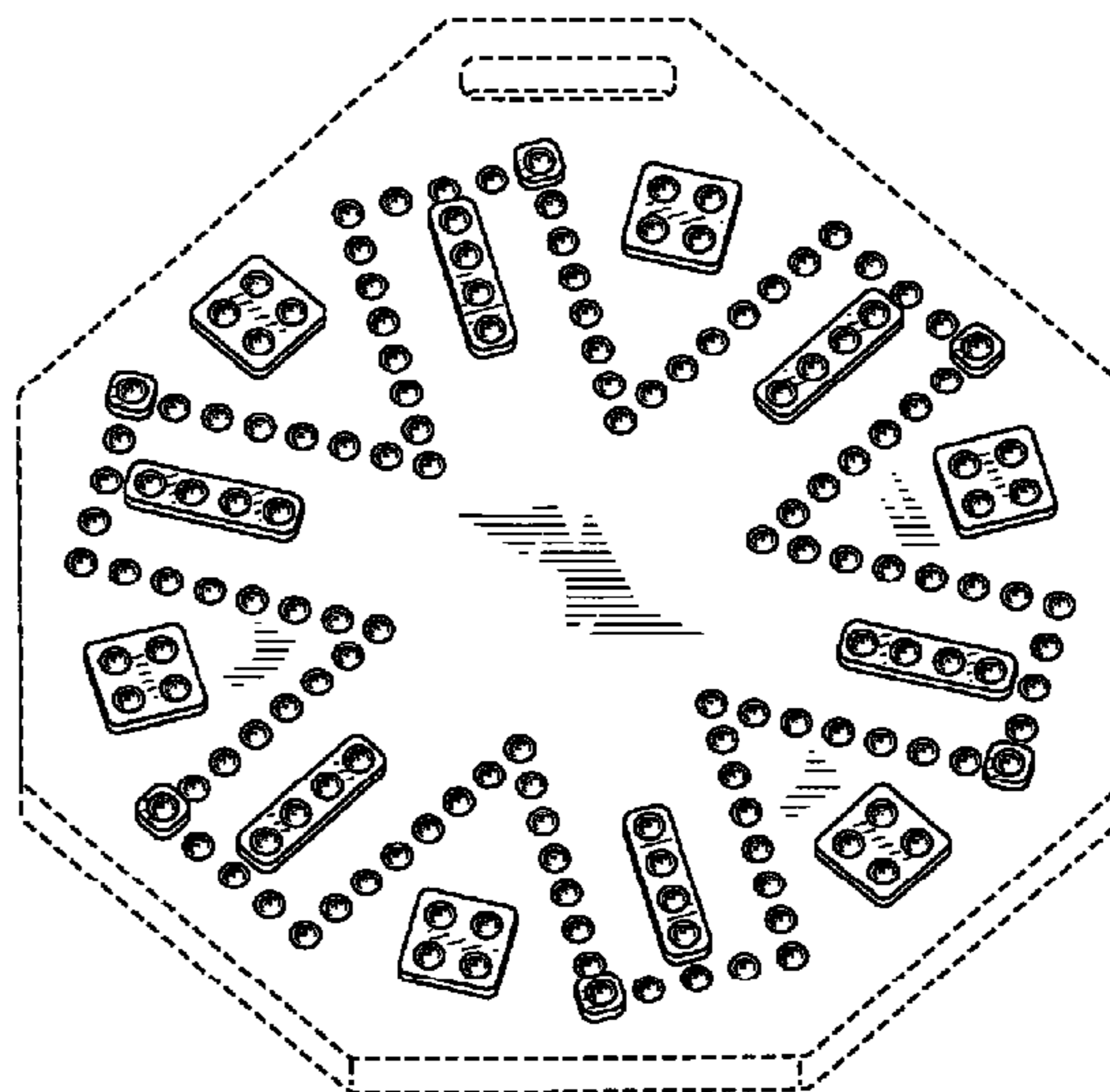
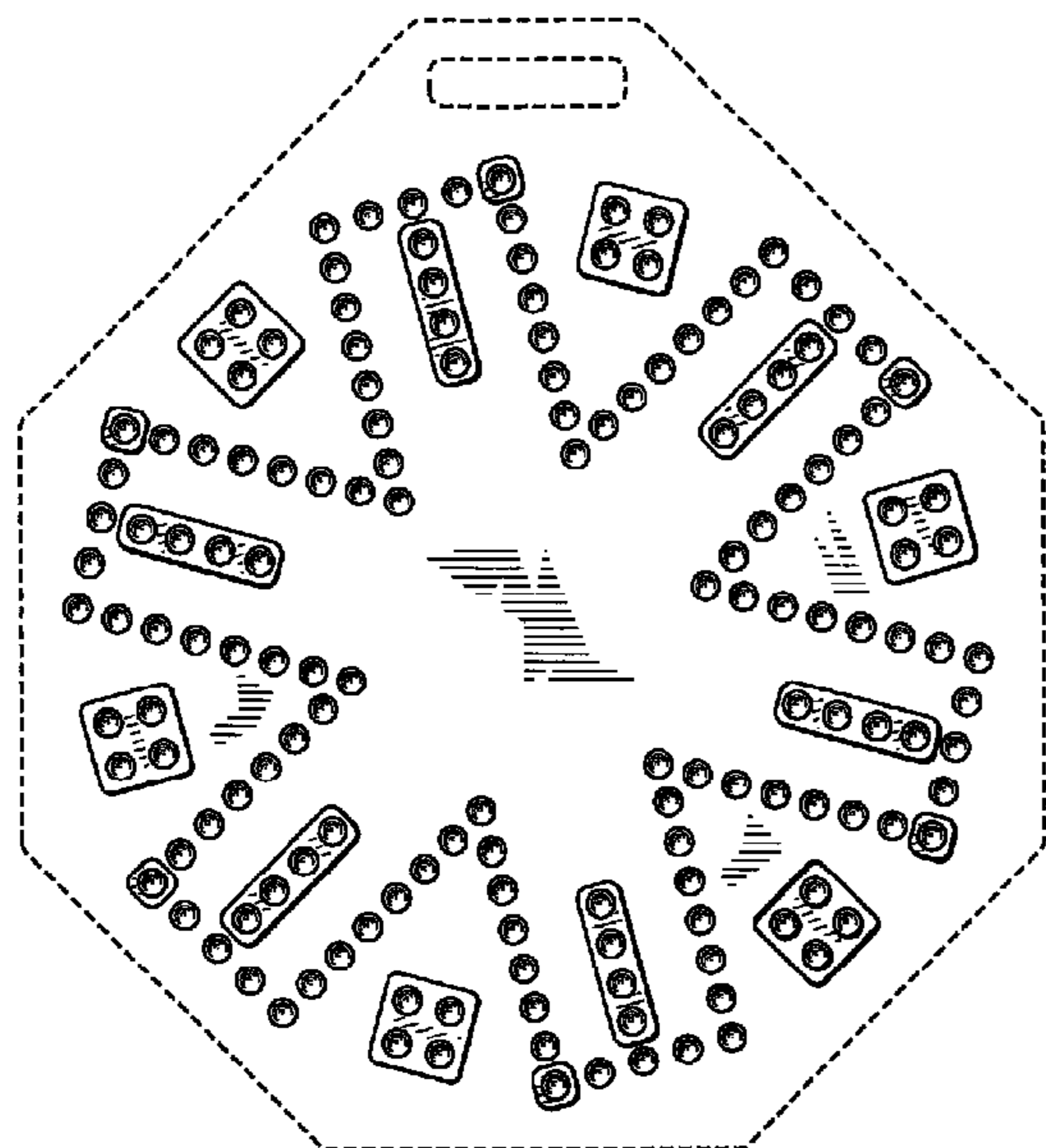
U.S. PATENT DOCUMENTS

1,903,661 A	4/1933	Storey	
2,086,864 A	7/1937	Gerber	
D155,323 S *	9/1949	Pogue D21/346
D156,222 S *	11/1949	Eaton D21/341
2,655,381 A	10/1953	Ferling	
3,148,886 A	9/1964	Sharp	
3,166,325 A	1/1965	First	
3,819,184 A	6/1974	McPhail et al.	
4,030,762 A	6/1977	Gilmore	
4,049,275 A	9/1977	Skelton	
4,058,318 A	11/1977	Thomas et al.	
4,556,221 A	12/1985	Borland	

DESCRIPTION

FIG. 1 is a top plan view showing my new design; FIG. 2 is a bottom plan view thereof; FIG. 3 is a front side elevational view, with the back side elevational view being identical thereto; FIG. 4 is a right side elevational view, with the left side elevational view being identical thereto; and, FIG. 5 is a perspective view. The broken lines in the drawings illustrate environmental structure and form no part of the claimed design.

1 Claim, 4 Drawing Sheets



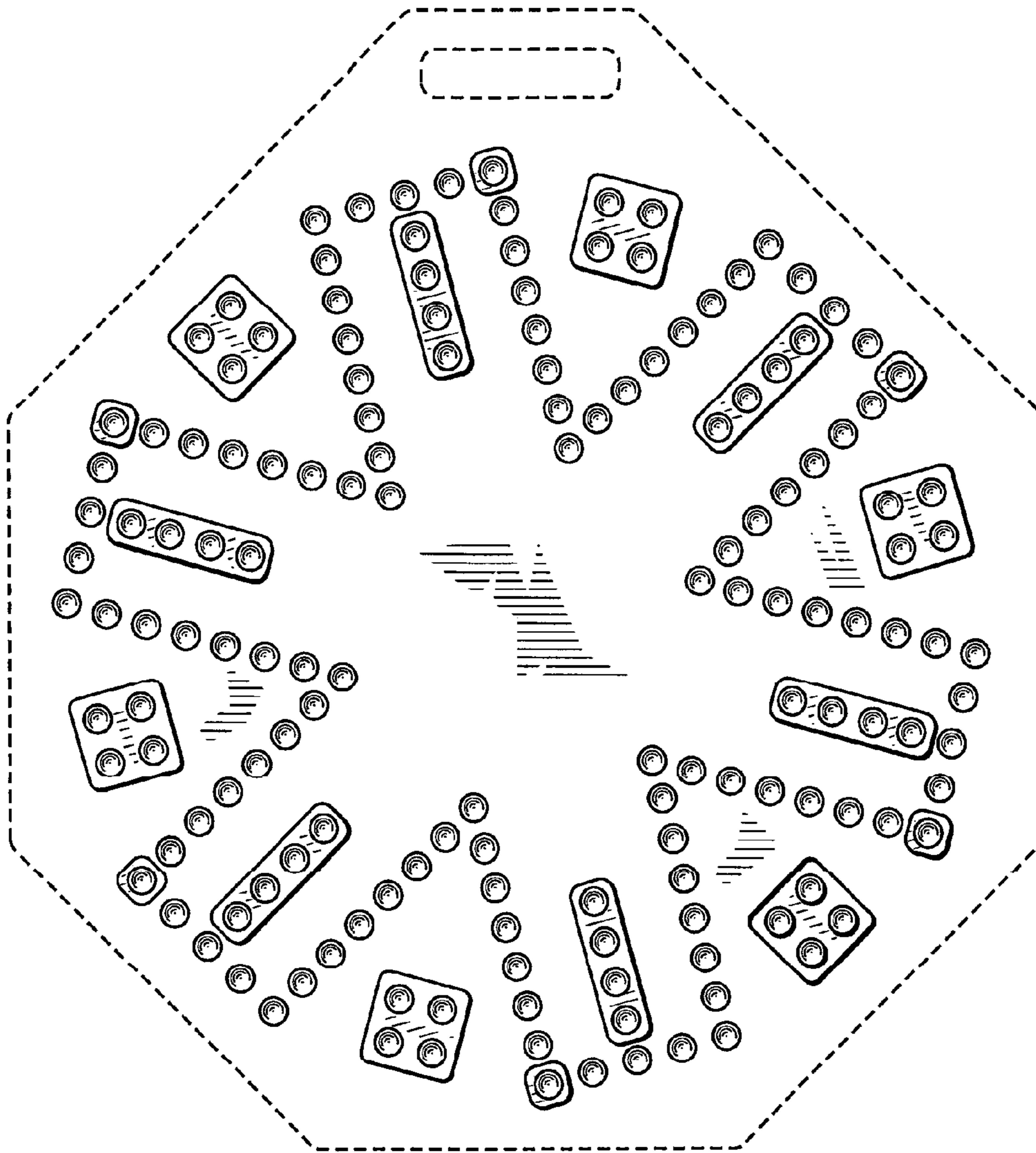


FIG. 1

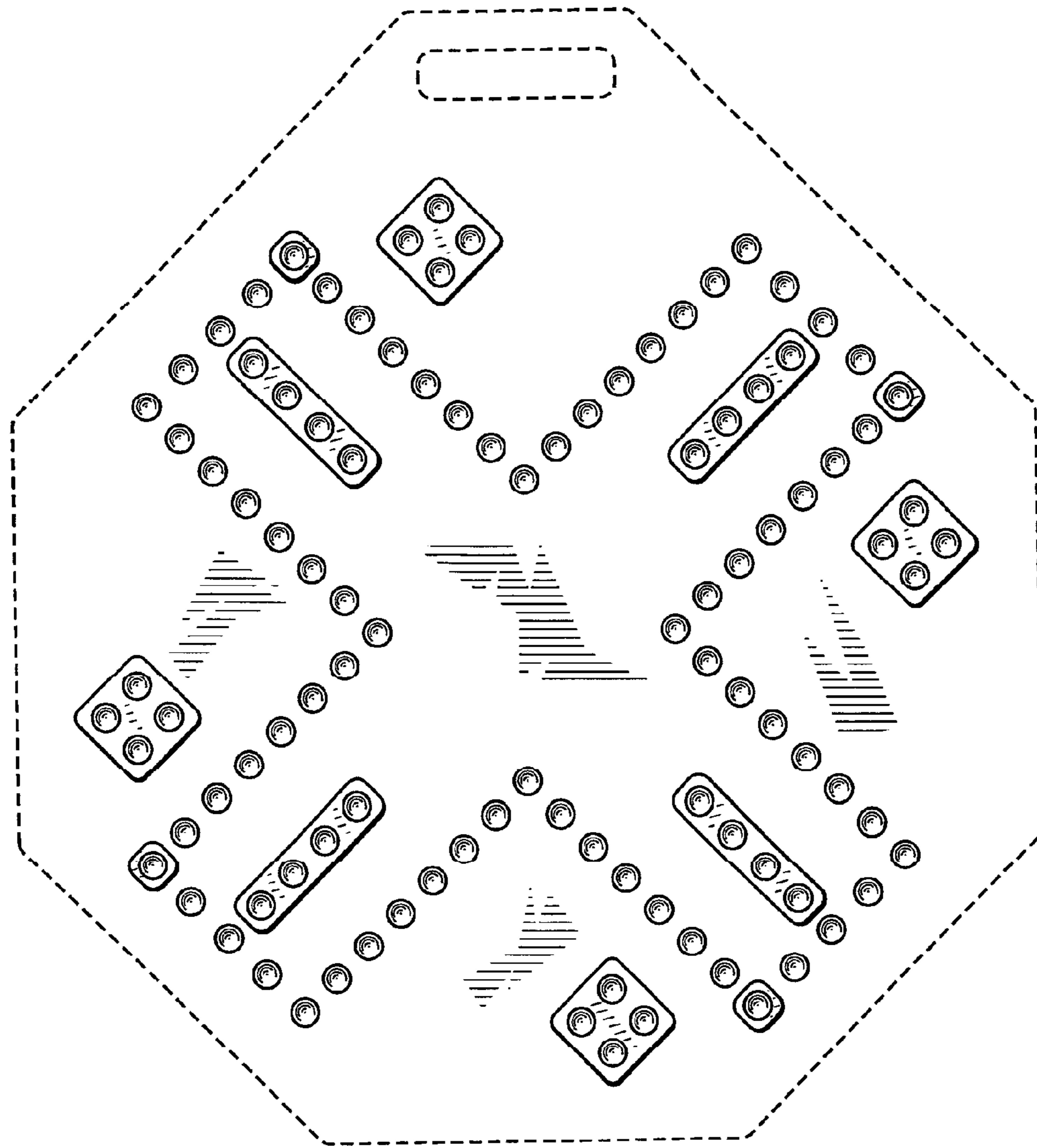


FIG. 2

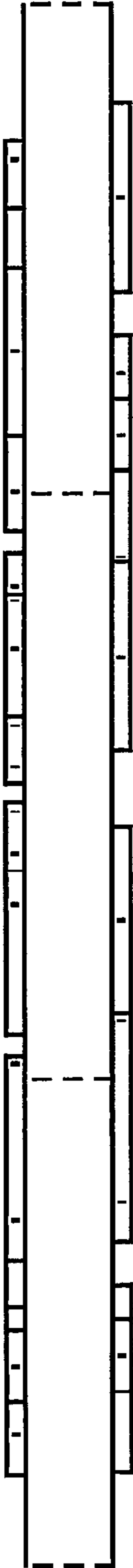


Fig. 3

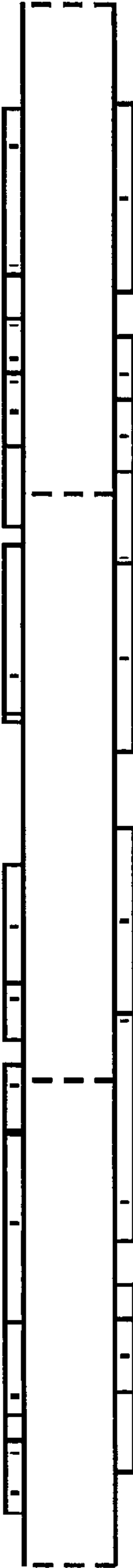


Fig. 4

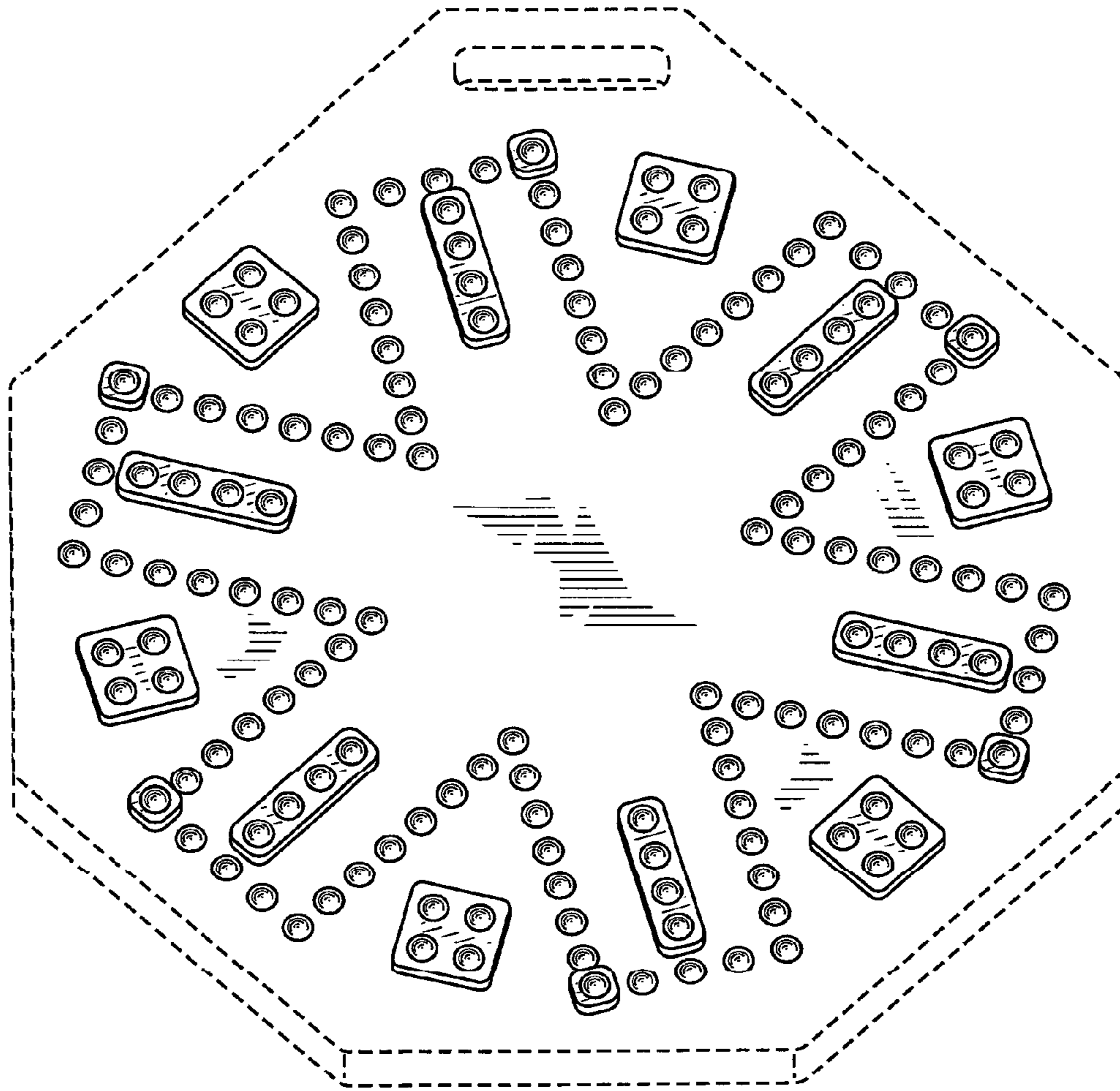


FIG. 5