



US00D691193S

(12) **United States Design Patent**  
**Lombardi et al.**

(10) **Patent No.:** **US D691,193 S**  
(45) **Date of Patent:** **\*\* Oct. 8, 2013**

(54) **SUNGLASSES**

(75) Inventors: **Lori Ann Lombardi**, Hanover, NJ (US);  
**Lana Rascionato**, Totowa, NJ (US);  
**Anand Khubani**, Towaco, NJ (US);  
**Aaron Szymanski**, Thomaston, CT (US)

(73) Assignee: **IdeaVillage Products, Inc**, Wayne, NJ (US)

(\*\*) Term: **14 Years**

(21) Appl. No.: **29/395,676**

(22) Filed: **Mar. 12, 2012**

(51) **LOC (9) Cl.** ..... **16-06**

(52) **U.S. Cl.**  
USPC ..... **D16/326**

(58) **Field of Classification Search**  
USPC ..... D16/101, 300-342, 900; D29/109-110;  
D24/110.2; 351/41, 44, 51-52, 62, 158,  
351/92, 103-123, 140, 153, 45-46; 2/426-432,  
2/447-449, 441, 434-437, 13, 15; D21/483,  
D21/659-661; D14/372  
See application file for complete search history.

(56) **References Cited**

**U.S. PATENT DOCUMENTS**

6,010,217 A \* 1/2000 Houston et al. .... 351/159.57  
D533,892 S \* 12/2006 Moody et al. .... D16/326  
D603,448 S \* 11/2009 Markovitz ..... D16/326

D616,015 S \* 5/2010 Markovitz et al. .... D16/326  
D629,829 S \* 12/2010 Markovitz et al. .... D16/321  
D633,131 S \* 2/2011 Seo et al. .... D16/326  
D638,050 S \* 5/2011 Mage ..... D16/327  
D640,315 S \* 6/2011 Suzuki ..... D16/326  
D645,073 S \* 9/2011 Seo et al. .... D16/309  
D645,076 S \* 9/2011 Markovitz et al. .... D16/326  
D645,498 S \* 9/2011 Seo et al. .... D16/321  
D648,771 S \* 11/2011 Rohrbach ..... D16/326  
D671,163 S \* 11/2012 Markovitz et al. .... D16/325

\* cited by examiner

*Primary Examiner* — Randall Gholson

(74) *Attorney, Agent, or Firm* — Dan M. DeLaRosa

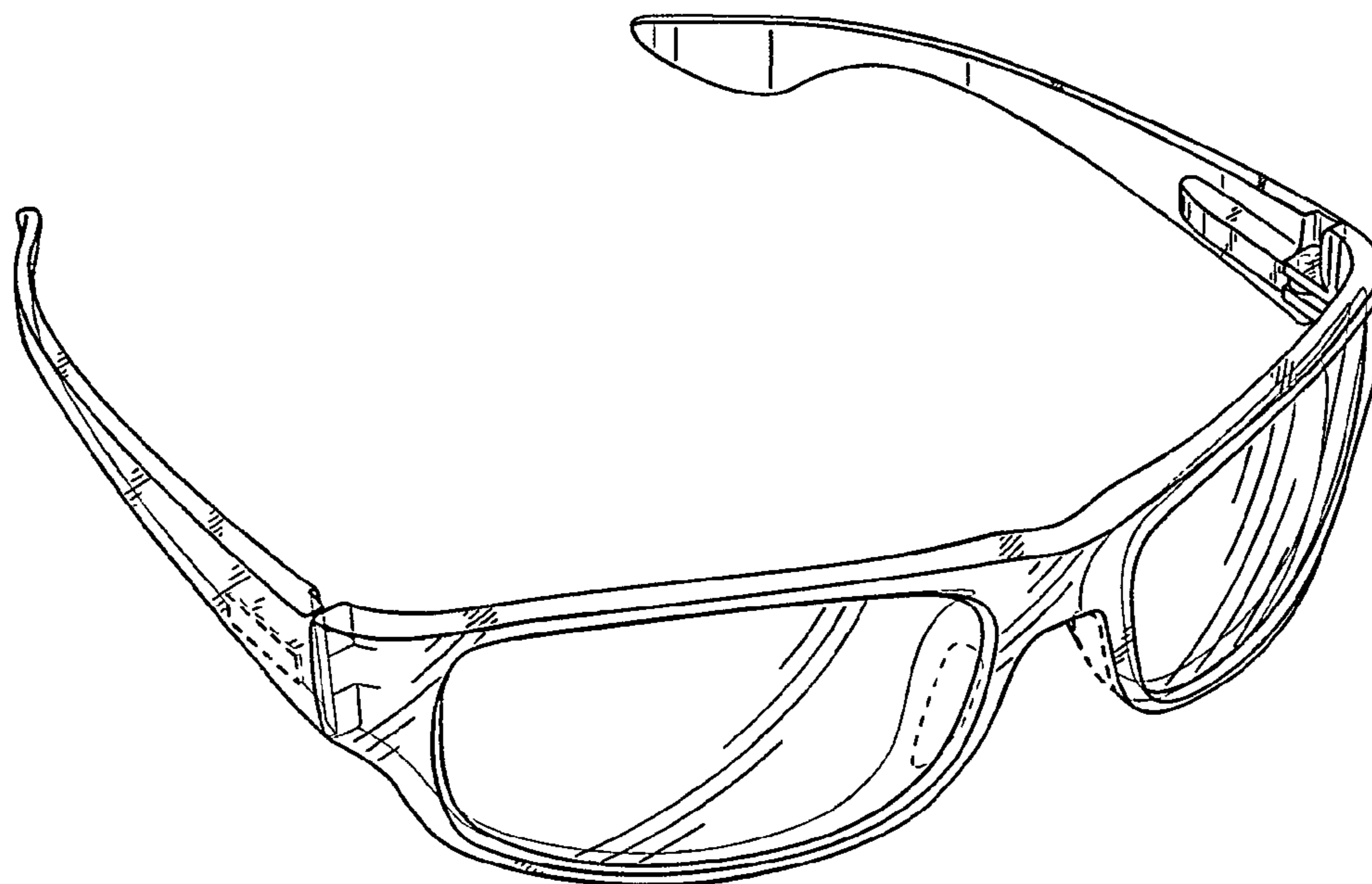
(57) **CLAIM**

The ornamental design for sunglasses, as shown and described.

**DESCRIPTION**

FIG. 1 is a front perspective view of the sunglasses of the present invention showing my new design;  
FIG. 2 is a front side elevational view thereof;  
FIG. 3 is a back side elevational view thereof;  
FIG. 4 is a side elevational view thereof;  
FIG. 5 is another side elevational view thereof;  
FIG. 6 is a top plan view thereof; and,  
FIG. 7 is a bottom plan view thereof.  
The broken lines are for environmental purposes only and form no part of the claimed design.

**1 Claim, 7 Drawing Sheets**



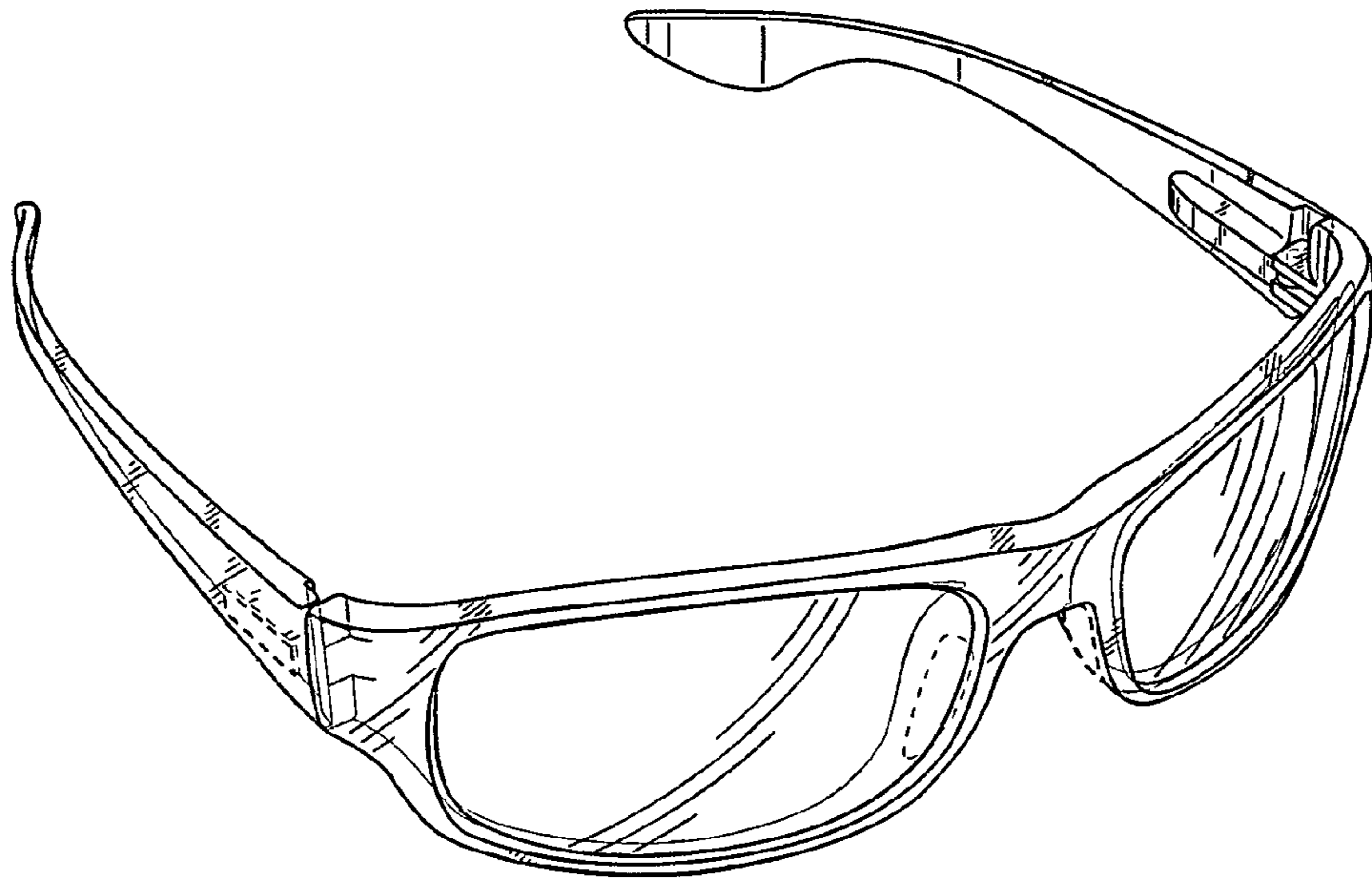


FIG. 1

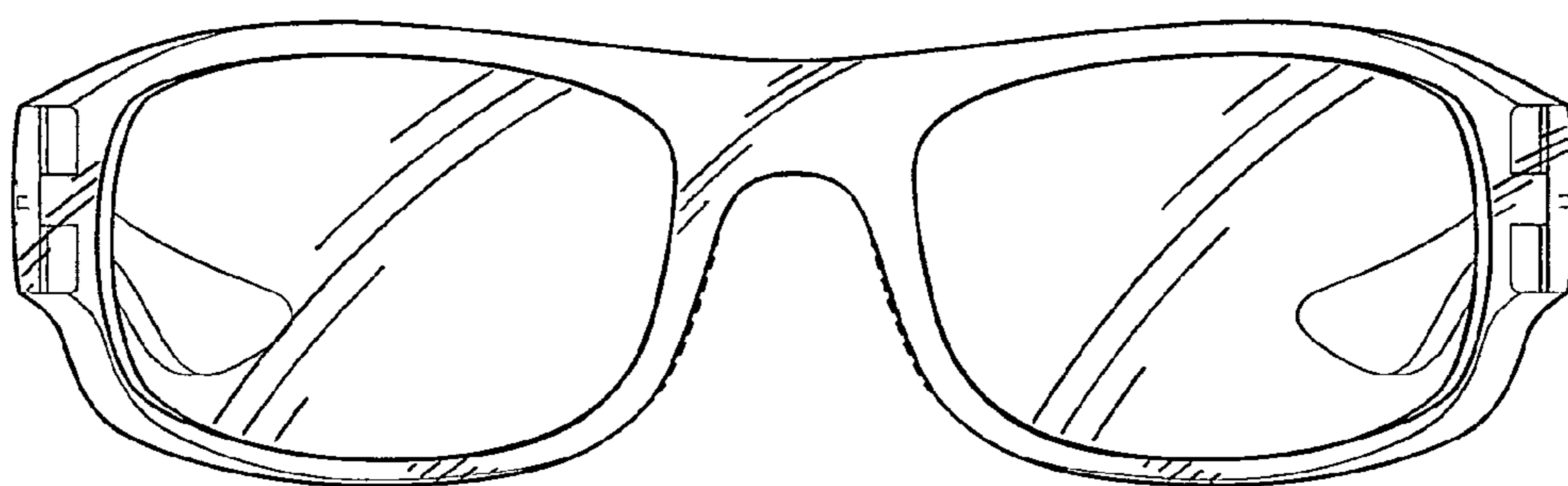


FIG. 2

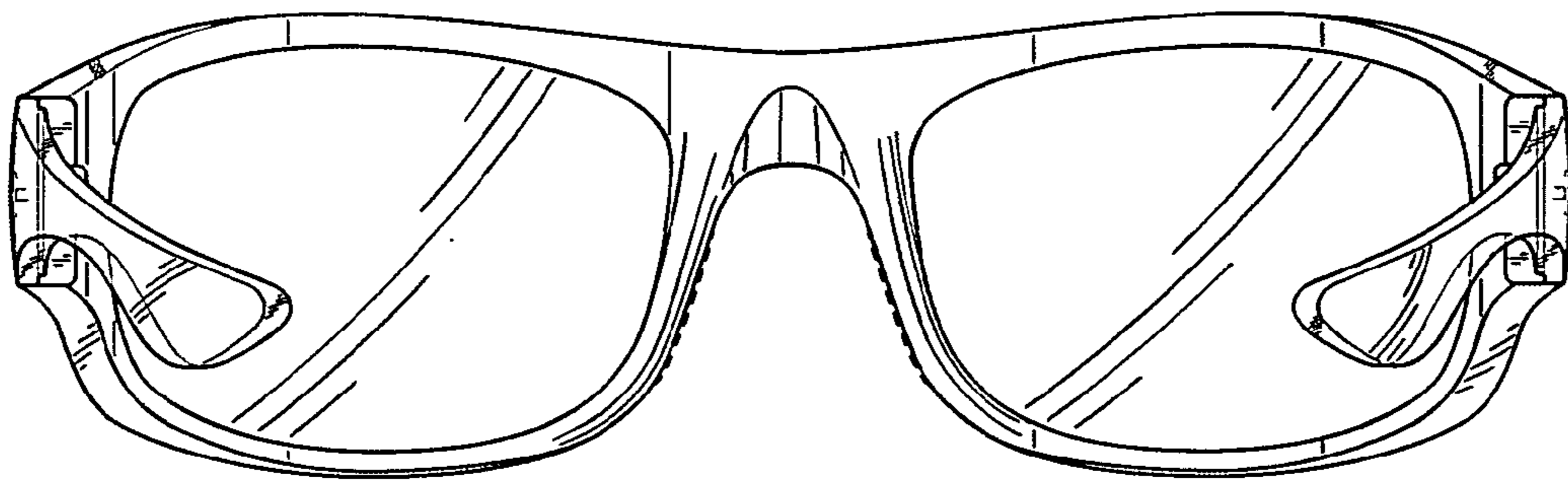


FIG. 3

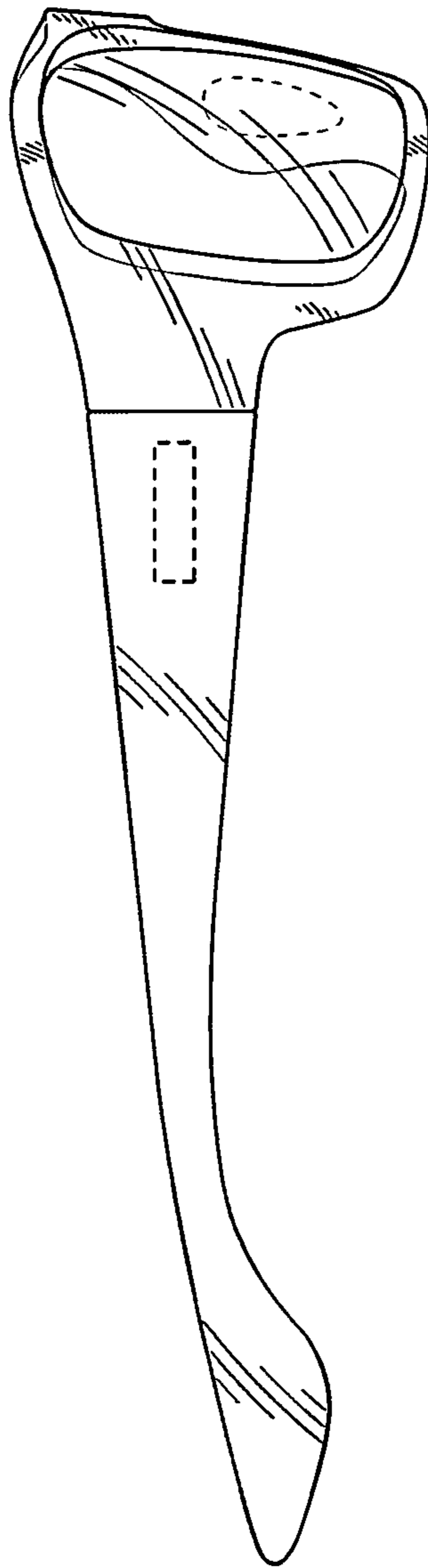


FIG. 4

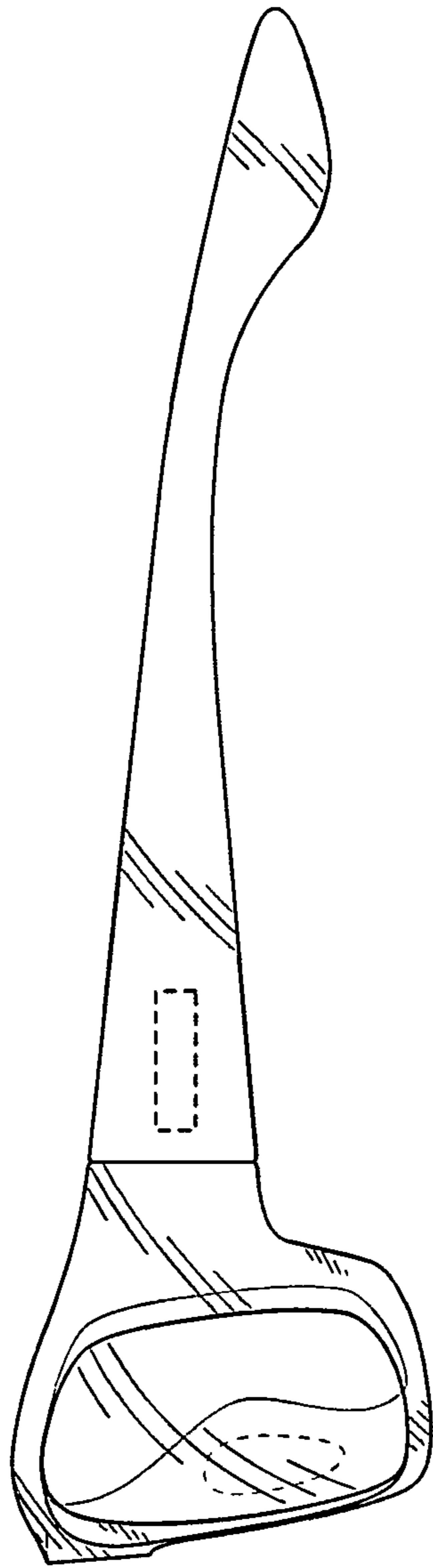


FIG. 5

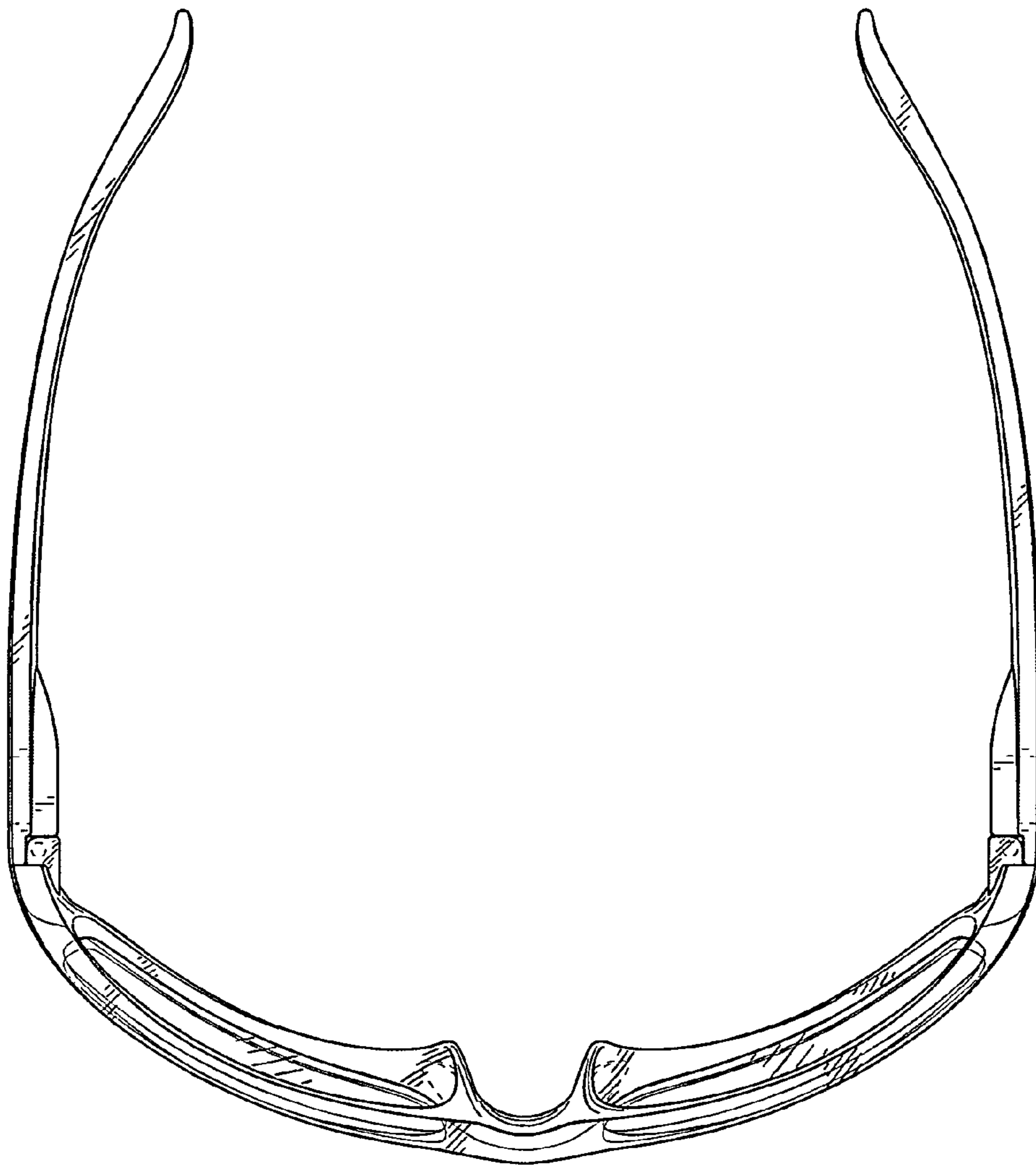


FIG. 6

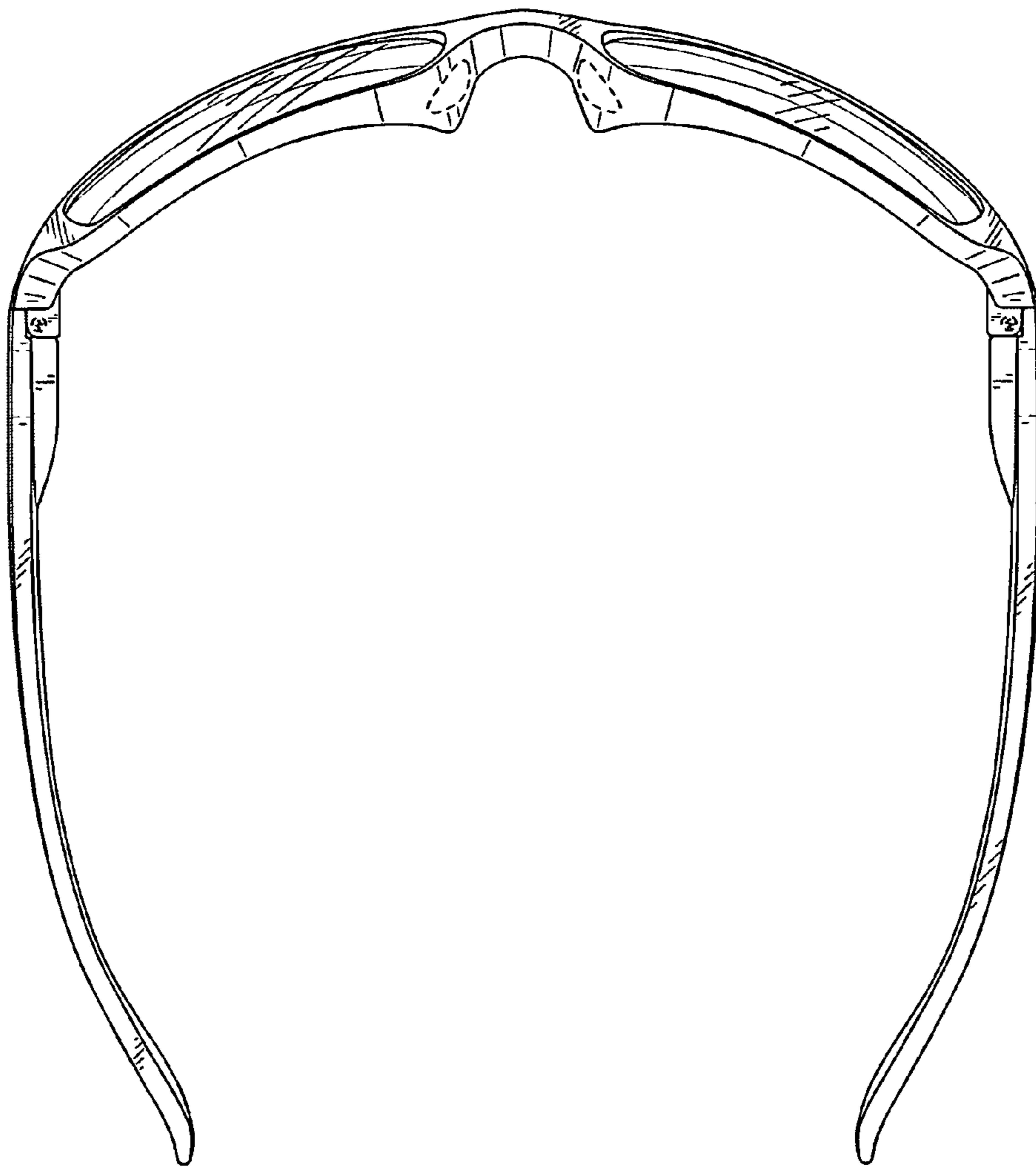


FIG. 7