

US00D691175S

(12) **United States Design Patent**
Park et al.

(10) **Patent No.:** **US D691,175 S**
(45) **Date of Patent:** **** Oct. 8, 2013**

(54) **MULTIMEDIA DEVICE**

(75) Inventors: **Hyoung-Shin Park**, Seoul (KR);
Dong-Kyun Kim, Seoul (KR)

(73) Assignee: **Samsung Electronics Co., Ltd.**,
Suwon-si (KR)

(**) Term: **14 Years**

(21) Appl. No.: **29/426,486**

(22) Filed: **Jul. 6, 2012**

(30) **Foreign Application Priority Data**

Jan. 6, 2012 (KR) 30-2012-0000953

(51) **LOC (9) Cl.** **14-03**

(52) **U.S. Cl.**
USPC **D14/496**; D14/341

(58) **Field of Classification Search**
USPC D14/496, 401, 435, 474, 483, 217,
D14/137, 138, 160, 168, 356, 203.1–203.8,
D14/507; 345/156, 169, 173–179, 905;
715/727–729, 864; 710/1, 5, 8; 713/1, 600;
455/1.1, 1.7, 73, 344–347, 93, 95, 3.01–3.06,
455/550.1, 573.1; 370/342–344; 369/1,
369/2, 6–12; 463/43–47; 273/148 B

See application file for complete search history.

(56) **References Cited**

U.S. PATENT DOCUMENTS

5,665,938	A *	9/1997	Boshear et al.	174/50
5,953,144	A *	9/1999	Darbee et al.	398/112
D548,748	S *	8/2007	Ahn	D14/496
D557,347	S *	12/2007	Nishimoto	D21/333
D631,894	S *	2/2011	Chun et al.	D14/496
D645,465	S *	9/2011	Lin et al.	D14/341
D659,163	S *	5/2012	Akana et al.	D14/496
D661,707	S *	6/2012	Akana et al.	D14/496
D681,054	S *	4/2013	Koh et al.	D14/496
D681,583	S *	5/2013	Park	D14/138

* cited by examiner

Primary Examiner — Prabhakar Deshmukh

(74) *Attorney, Agent, or Firm* — NSIP Law

(57) **CLAIM**

The ornamental design for a multimedia device, as shown and described.

DESCRIPTION

FIG. 1 is a front perspective view of a multimedia device showing our new design;
FIG. 2 is a front view of the multimedia device of FIG. 1;
FIG. 3 is a rear view of the multimedia device of FIG. 1;
FIG. 4 is a left-side view of the multimedia device of FIG. 1;
FIG. 5 is a right-side view of the multimedia device of FIG. 1;
FIG. 6 is a top plan view of the multimedia device of FIG. 1;
FIG. 7 is a bottom plan view of the multimedia device of FIG. 1; and,
FIG. 8 is a rear perspective view of the multimedia device of FIG. 1.
The broken lines in the Figures form no part of the claimed design.

1 Claim, 8 Drawing Sheets

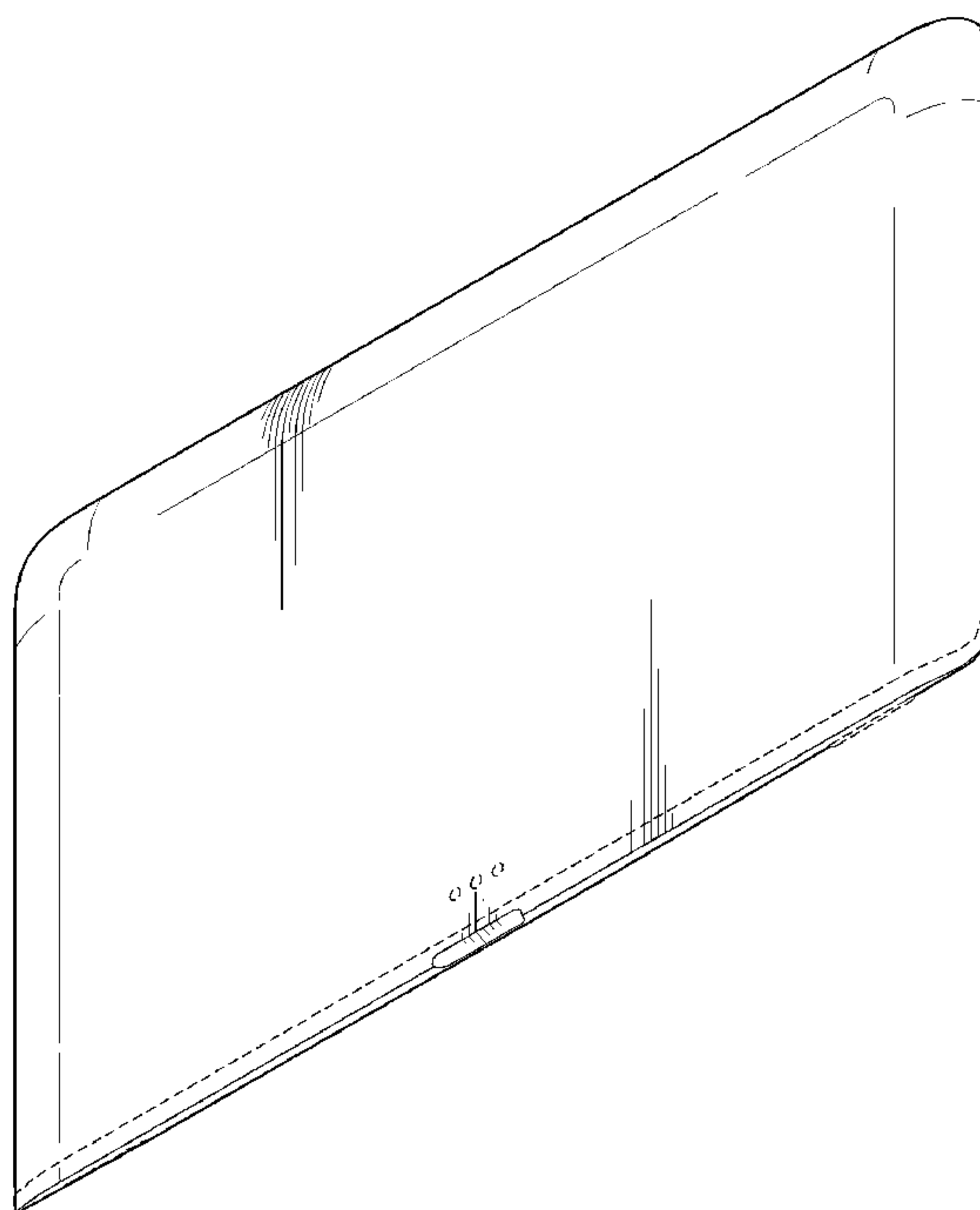


FIG.1

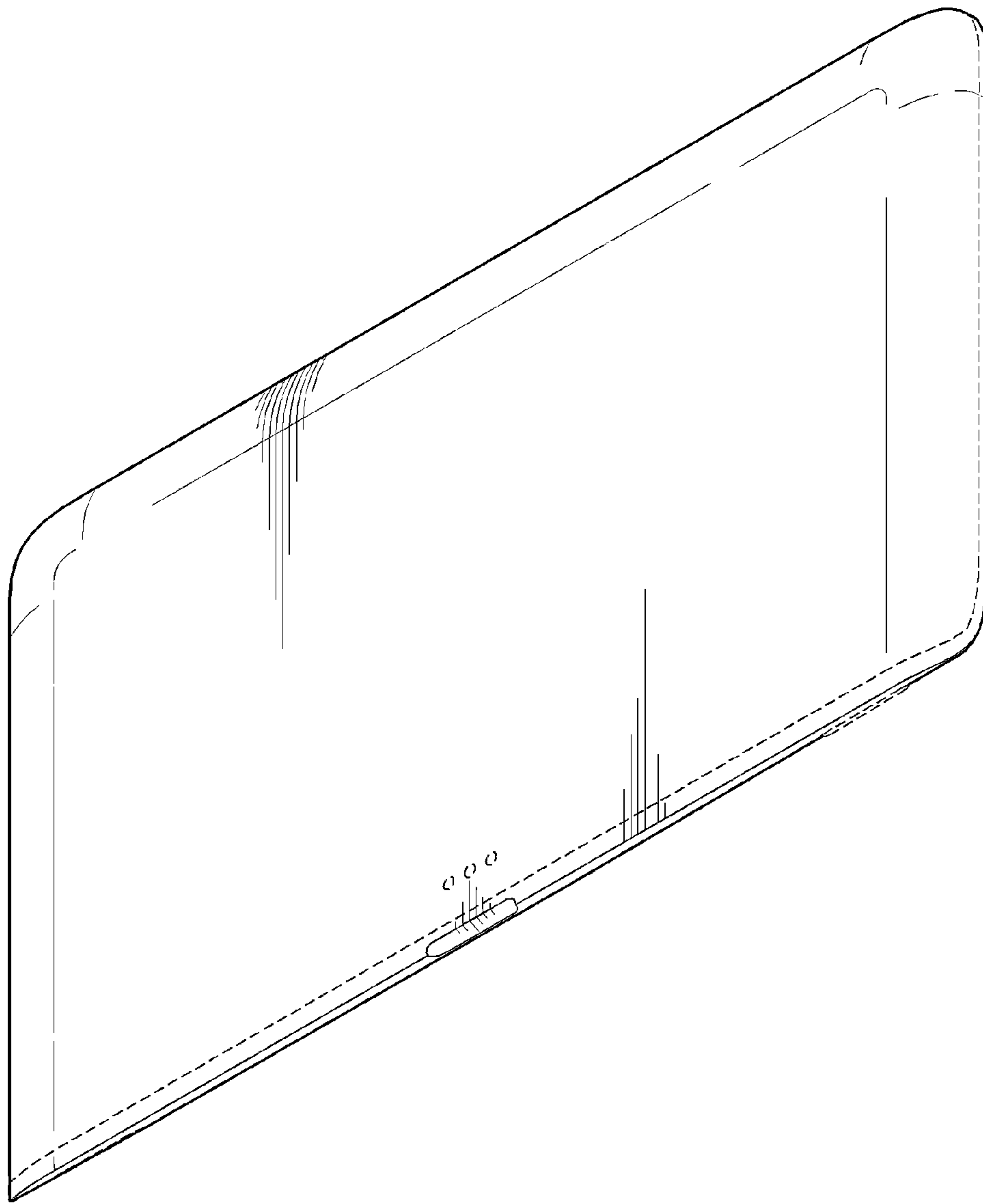


FIG.2

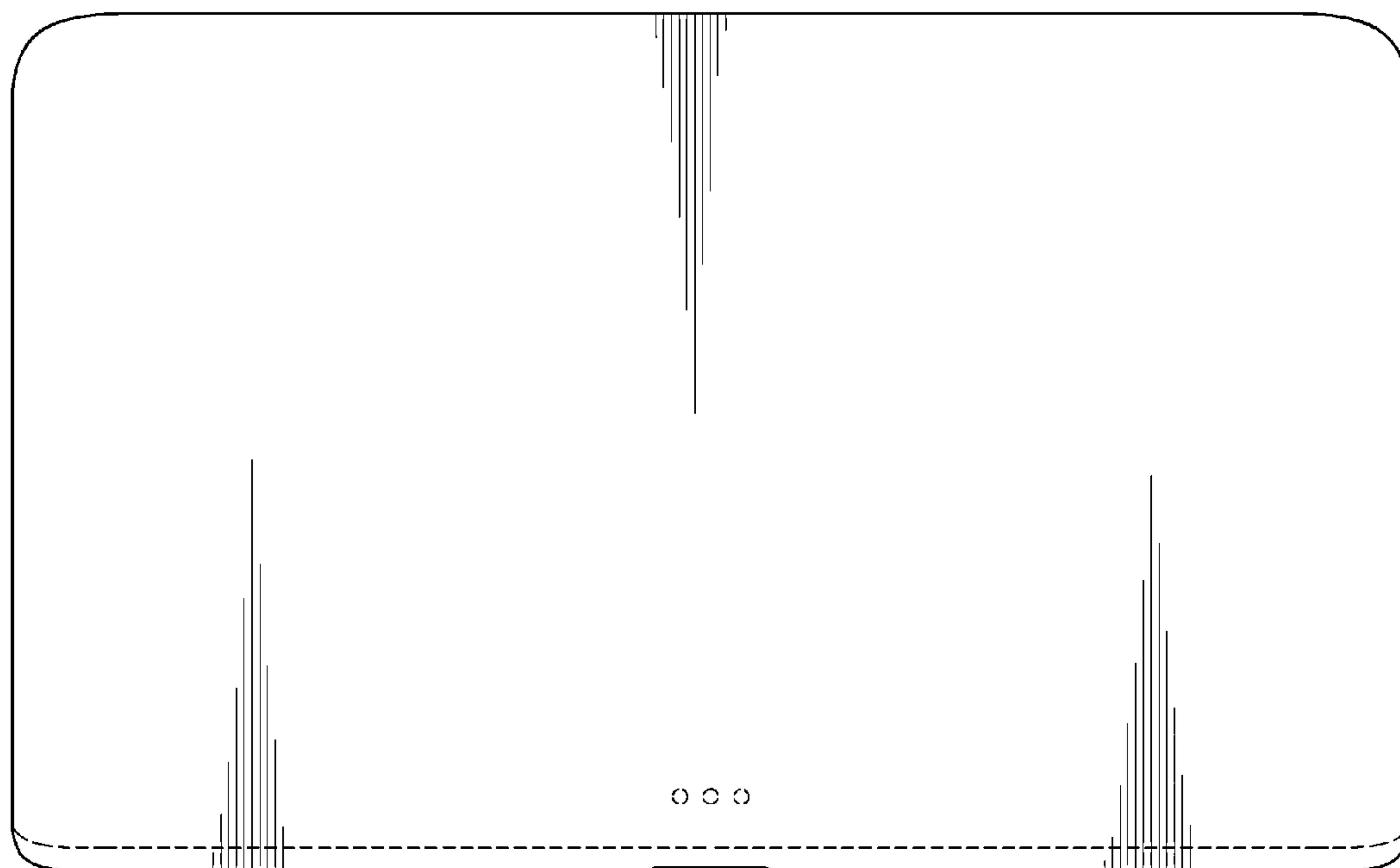


FIG.3

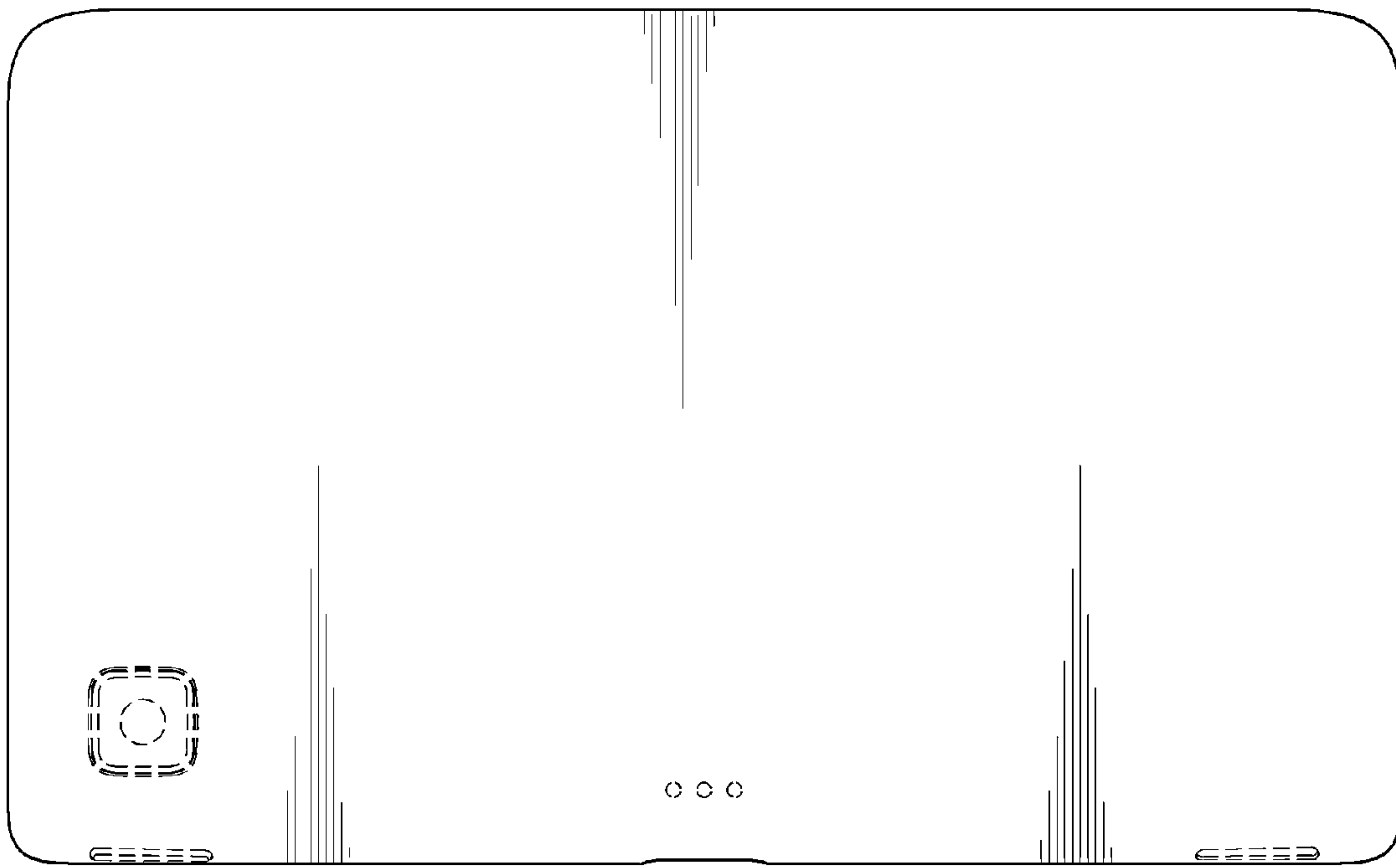


FIG.4

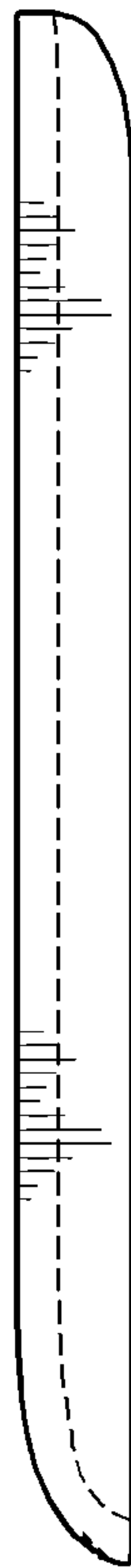


FIG.5

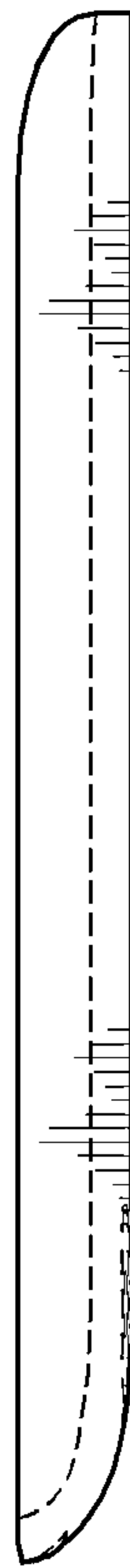


FIG.6

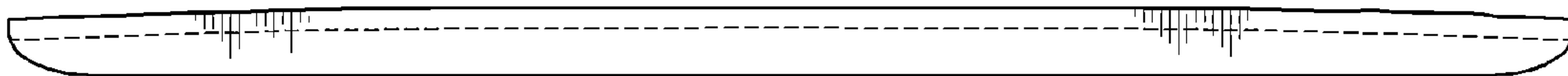


FIG.7

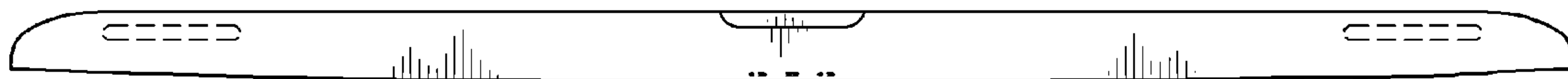


FIG. 8

