



US00D691169S

(12) **United States Design Patent**
Campbell

(10) **Patent No.:** **US D691,169 S**
(45) **Date of Patent:** **** Oct. 8, 2013**

(54) **DISPLAY WITH GRAPHICAL USER INTERFACE**

Primary Examiner — Deanna L Fluegeman

(74) *Attorney, Agent, or Firm* — Schwegman, Lundberg & Woessner, P.A.

(75) Inventor: **Gabriel Campbell**, Dublin, CA (US)

(57) **CLAIM**

The ornamental design for a display with graphical user interface, as shown and described.

(73) Assignee: **Adobe Systems Incorporated**, San Jose, CA (US)

(**) Term: **14 Years**

DESCRIPTION

(21) Appl. No.: **29/381,190**

A portion of the disclosure of this patent document contains material which is subject to copyright protection. The copyright owner has no objection to facsimile reproduction by anyone of the patent document or the patent disclosure, as it appears in the Patent and Trademark Office patent file or records, but otherwise reserves all other copyright rights whatsoever. The following notice applies to the drawings that form a part of this document: Copyright © 2010 Adobe Systems Incorporated.

(22) Filed: **Dec. 16, 2010**

(51) **LOC (9) Cl.** **14-04**

(52) **U.S. Cl.**
USPC **D14/487**

(58) **Field of Classification Search**
USPC D14/485–495; 715/700–867
See application file for complete search history.

FIG. 1 is a face view of a display with graphical user interface, showing my new design;

FIG. 2 is an annotated face view of the design of FIG. 1;

FIG. 3 is an enlarged face view of a first portion of the design of FIG. 1, indicated by 'A' in FIG. 2;

FIG. 4 is an enlarged face view of a second portion of the design of FIG. 1, indicated by 'B' in FIG. 2;

FIG. 5 is an enlarged face view of a third portion of the design of FIG. 1, indicated by 'C' in FIG. 2;

FIG. 6 is an enlarged face view of a fourth portion of the design of FIG. 1, indicated by 'D' in FIG. 2; and,

FIG. 7 is an enlarged face view of a fifth portion of the design of FIG. 1, indicated by 'E' in FIG. 2.

Subject matter shown in broken lines, including all text, forms no part of the claimed design.


(56) **References Cited**

U.S. PATENT DOCUMENTS

D397,104	S	*	8/1998	Boots	D14/492
D450,711	S	*	11/2001	Istvan et al.	D14/486
D453,767	S	*	2/2002	Istvan et al.	D14/486
D475,062	S	*	5/2003	Horie	D14/486
D475,063	S	*	5/2003	Horie	D14/486
D519,519	S	*	4/2006	Vong	D14/488
D523,442	S	*	6/2006	Hiramatsu	D14/488
D555,661	S	*	11/2007	Kim	D14/486
D599,362	S	*	9/2009	Danton	D14/485
D642,589	S	*	8/2011	Kozlowski et al.	D14/487
D664,983	S	*	8/2012	Moreau et al.	D14/488
D665,817	S	*	8/2012	Gao et al.	D14/488
D668,668	S	*	10/2012	Taniho et al.	D14/486

* cited by examiner

1 Claim, 7 Drawing Sheets



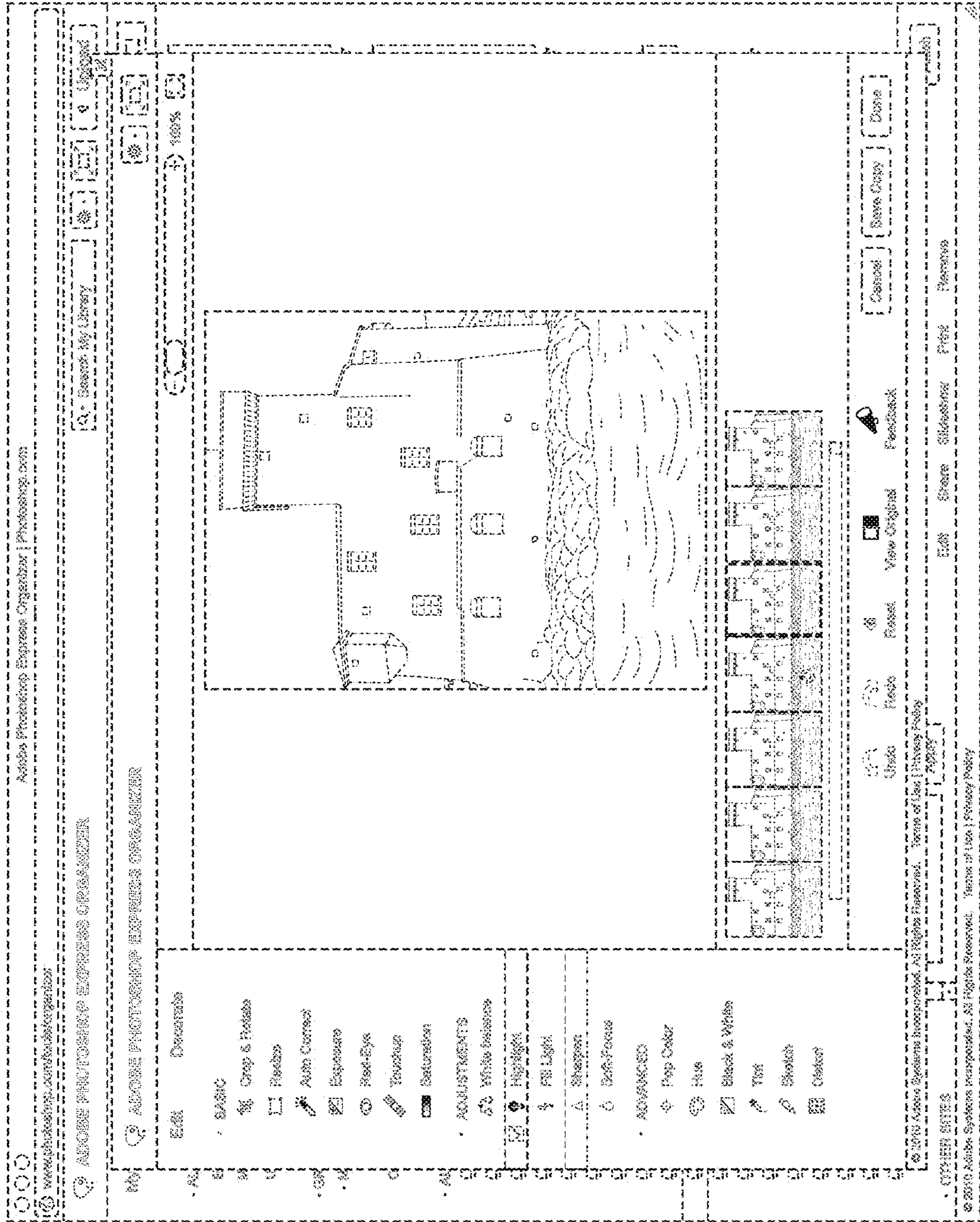


FIG. 1

© 2010 Adobe Systems Inc.

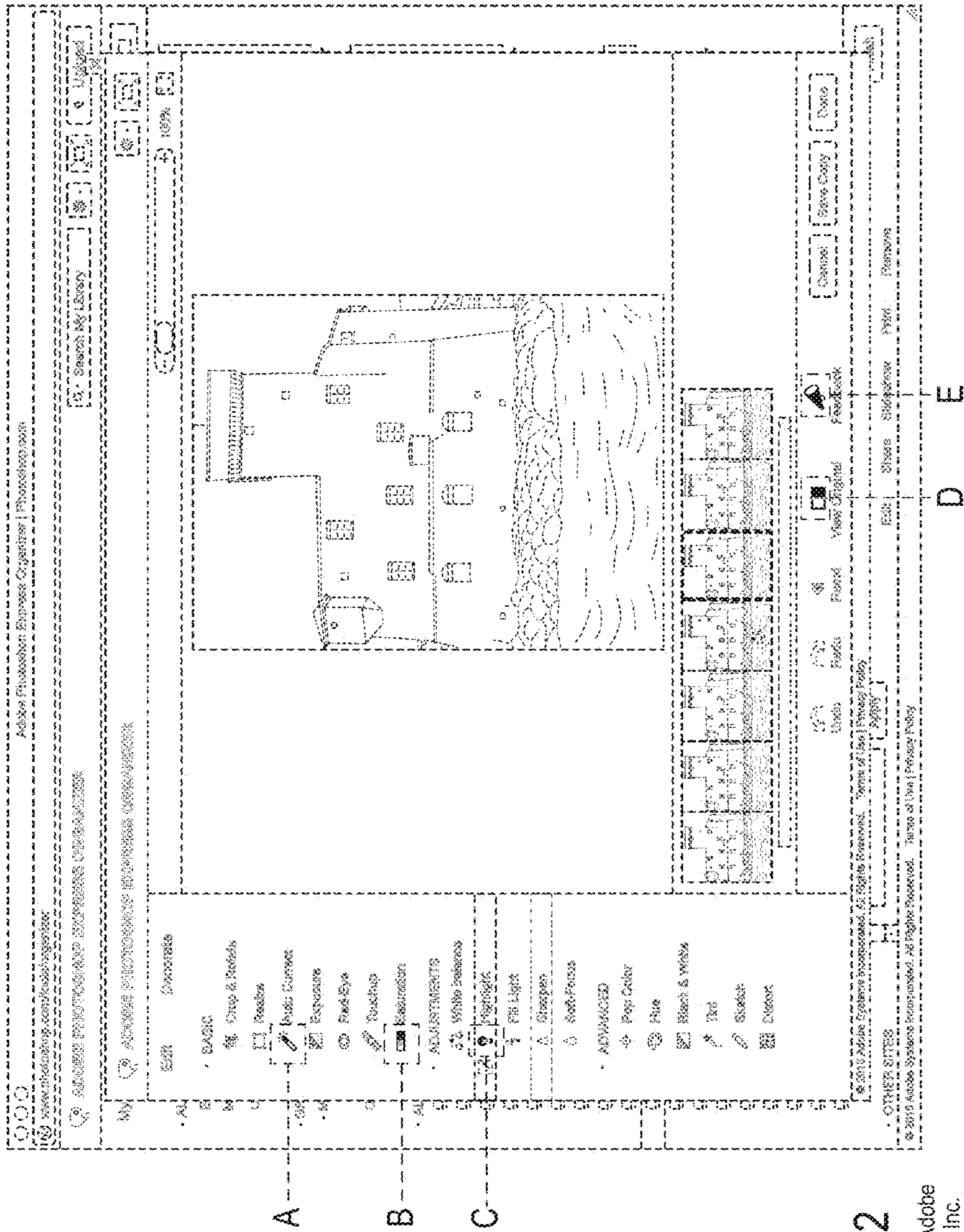


FIG. 2

© 2010 Adobe Systems inc.




FIG. 3

© 2010 Adobe
Systems Inc.




FIG. 4

© 2010 Adobe
Systems Inc.




FIG. 5

© 2010 Adobe
Systems Inc.

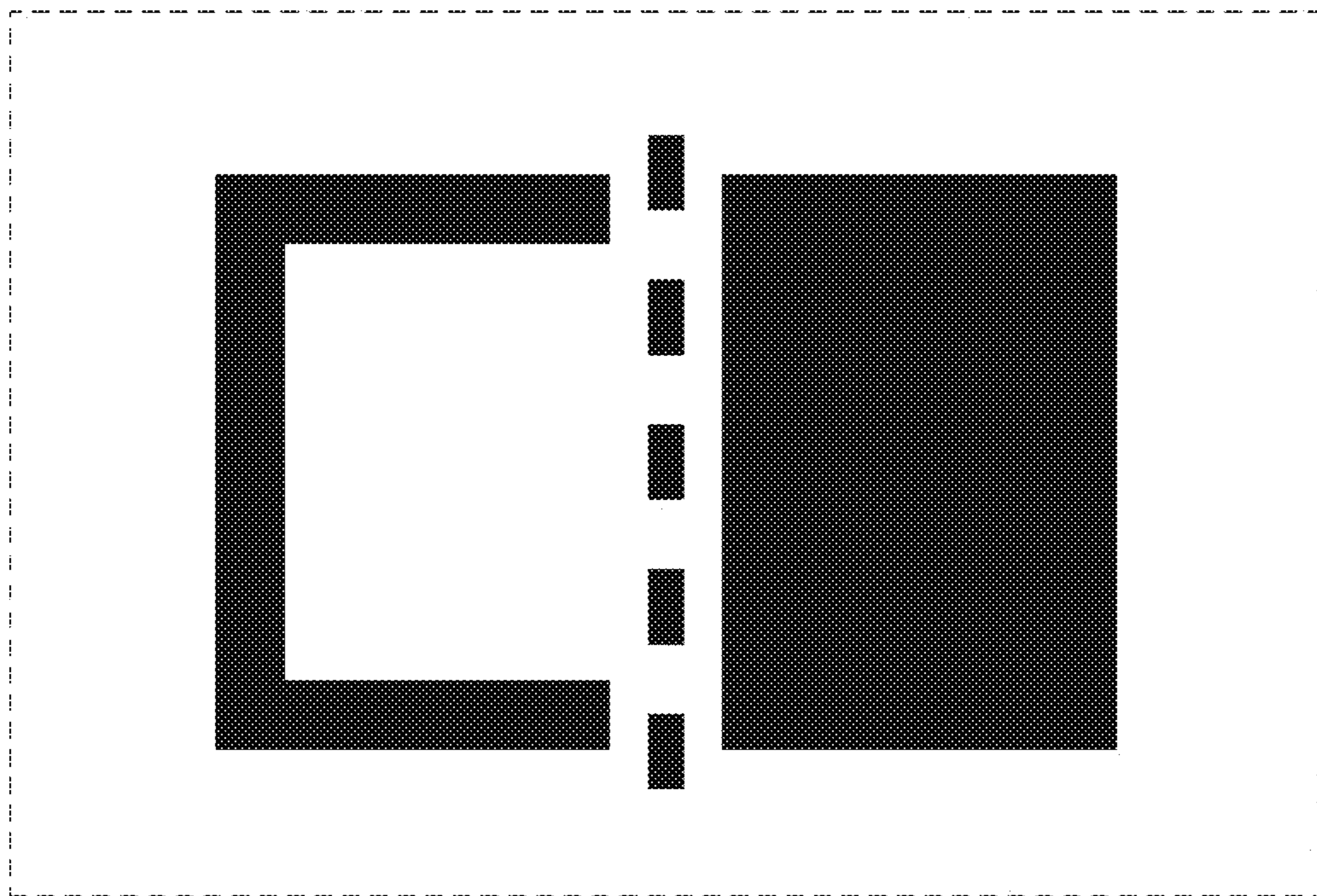


FIG. 6
© 2010 Adobe
Systems Inc.



FIG. 7

© 2010 Adobe
Systems Inc.