

US00D691131S

(12) **United States Design Patent**  
**Brown et al.**

(10) **Patent No.:** **US D691,131 S**  
(45) **Date of Patent:** **\*\* Oct. 8, 2013**

(54) **TABLET COMPUTER**

(75) Inventors: **Rollin Brown**, Fairport, NY (US);  
**Michael Barrese**, Victor, NY (US)

(73) Assignee: **Harris Corporation**, Melbourne, FL  
(US)

(\*\*) Term: **14 Years**

(21) Appl. No.: **29/404,378**

(22) Filed: **Oct. 20, 2011**

(51) **LOC (9) Cl.** ..... **14-02**

(52) **U.S. Cl.**  
USPC ..... **D14/341**

(58) **Field of Classification Search**

USPC ..... D14/341-347, 137, 138, 138.1, 138 A,  
D14/138 AA, 138 R, 138 AB, 138 AC,  
D14/138 AD, 138 C, 138 G, 496, 203.1,  
D14/203.3, 203.4, 203.5, 203.7, 426, 427,  
D14/432, 429, 129, 130, 420, 439-441, 448,  
D14/125, 126, 147, 156, 218, 247-248, 250,  
D14/389, 388, 315-318; D10/65, 104;  
D18/6-7; D19/26, 59, 60; 455/556.1,  
455/556.2, 566, 575.1, 90.3; 379/433.04,  
379/433.01, 433.06, 916; 345/169, 173,  
345/901, 905; 361/679.26, 679.27, 679.3,  
361/679.55, 679.56

See application file for complete search history.

(56) **References Cited**

**U.S. PATENT DOCUMENTS**

D366,037 S \* 1/1996 Kawauchi et al. .... D14/389  
D416,910 S \* 11/1999 Vasquez ..... D14/218

D504,890 S \* 5/2005 Sung et al. .... D14/346  
D505,676 S \* 5/2005 Porter et al. .... D14/388  
D559,859 S \* 1/2008 Kim ..... D14/496  
D562,708 S \* 2/2008 Skelton et al. .... D10/65  
D563,377 S \* 3/2008 Price et al. .... D14/138 AD  
D572,675 S \* 7/2008 Qiu et al. .... D14/126  
D602,933 S \* 10/2009 Huang et al. .... D14/346  
D608,358 S \* 1/2010 Ong ..... D14/345  
D624,073 S 9/2010 Peng et al.  
D638,834 S \* 5/2011 Wesolek ..... D14/341  
D654,499 S \* 2/2012 Wesolek ..... D14/346  
D668,649 S \* 10/2012 Burke et al. .... D14/341

\* cited by examiner

*Primary Examiner* — Barbara Fox

(74) *Attorney, Agent, or Firm* — Fox Rothschild, LLP;  
Robert J. Sacco

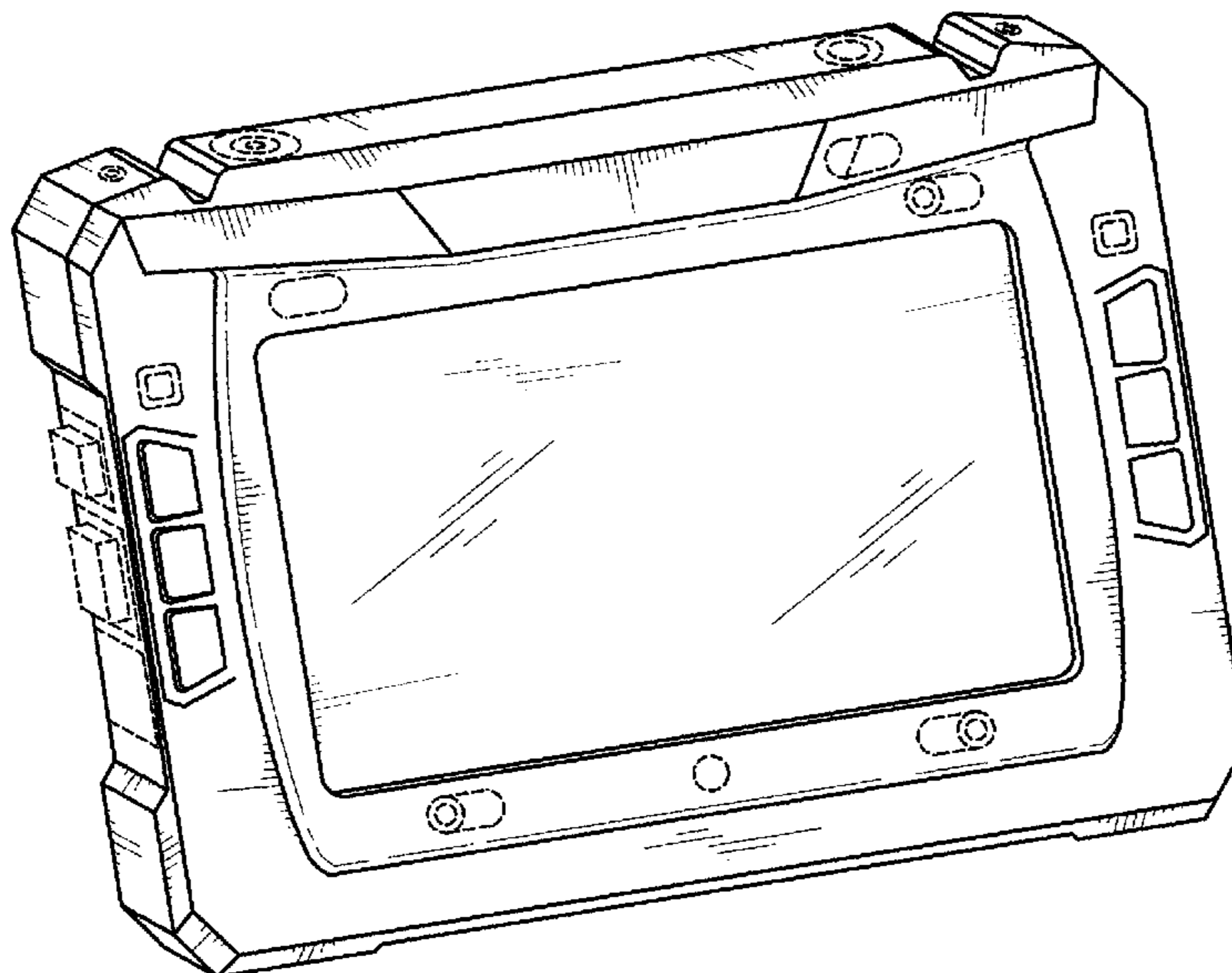
(57) **CLAIM**

The ornamental design for a tablet computer, as shown and described.

**DESCRIPTION**

FIG. 1 is a front perspective view of a tablet computer showing the new design;  
FIG. 2 is a front view thereof;  
FIG. 3 is a rear view thereof;  
FIG. 4 is a right side view thereof;  
FIG. 5 is a left side view thereof;  
FIG. 6 is a top plan view thereof; and,  
FIG. 7 is a bottom plan view thereof.  
The broken lines shown in the drawings represent portions of the tablet computer which form no part of the claimed design.

**1 Claim, 5 Drawing Sheets**



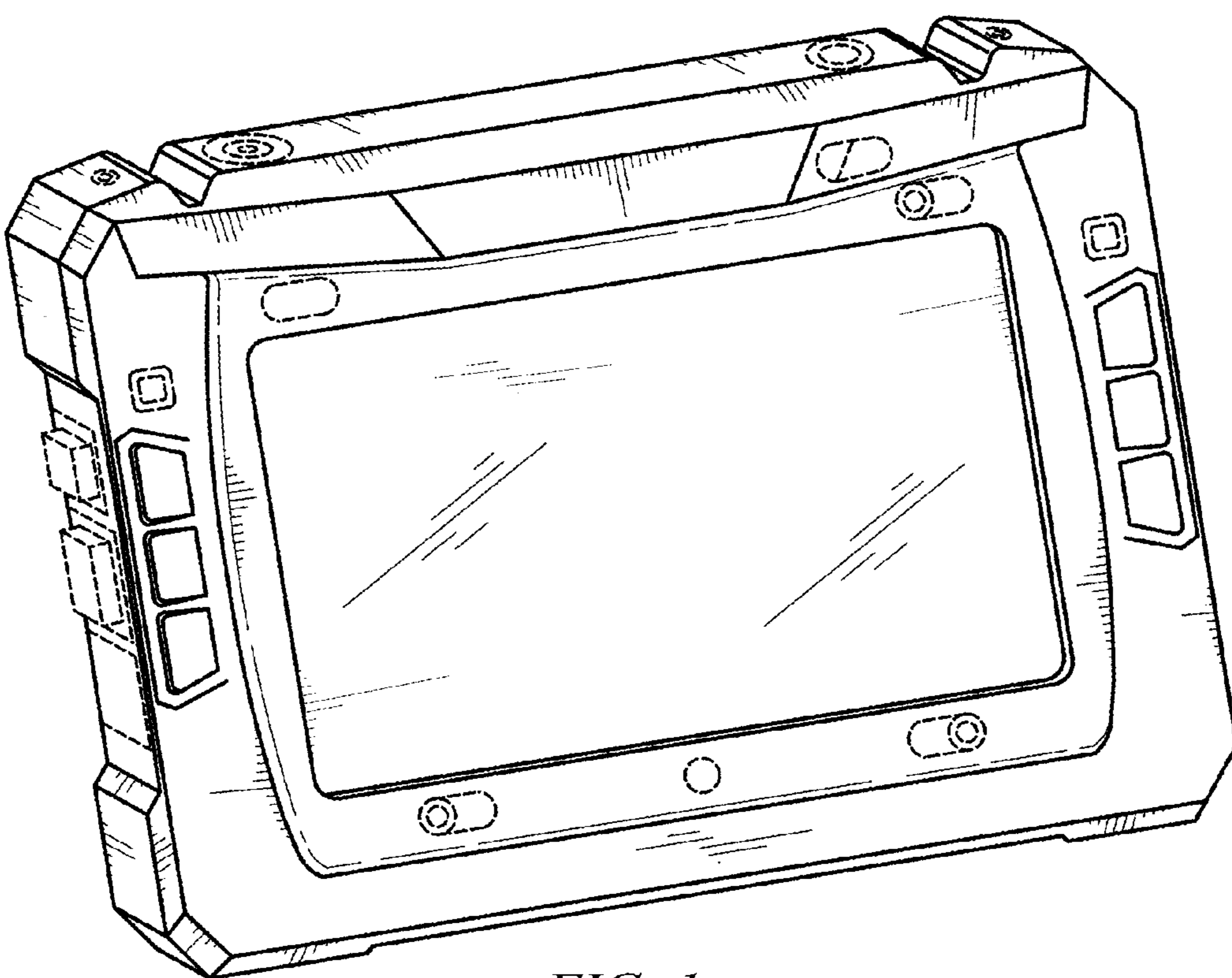


FIG. 1

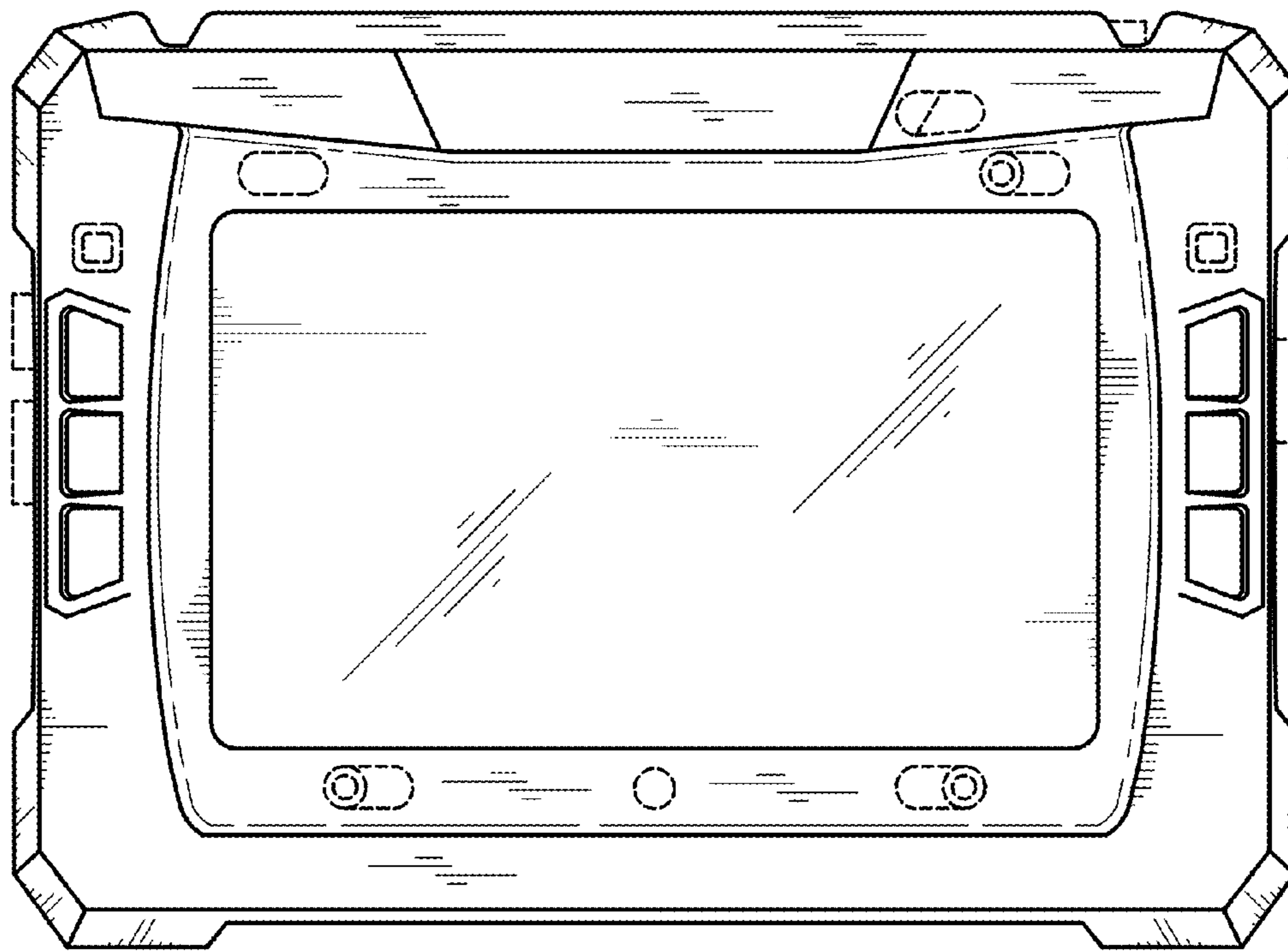


FIG. 2

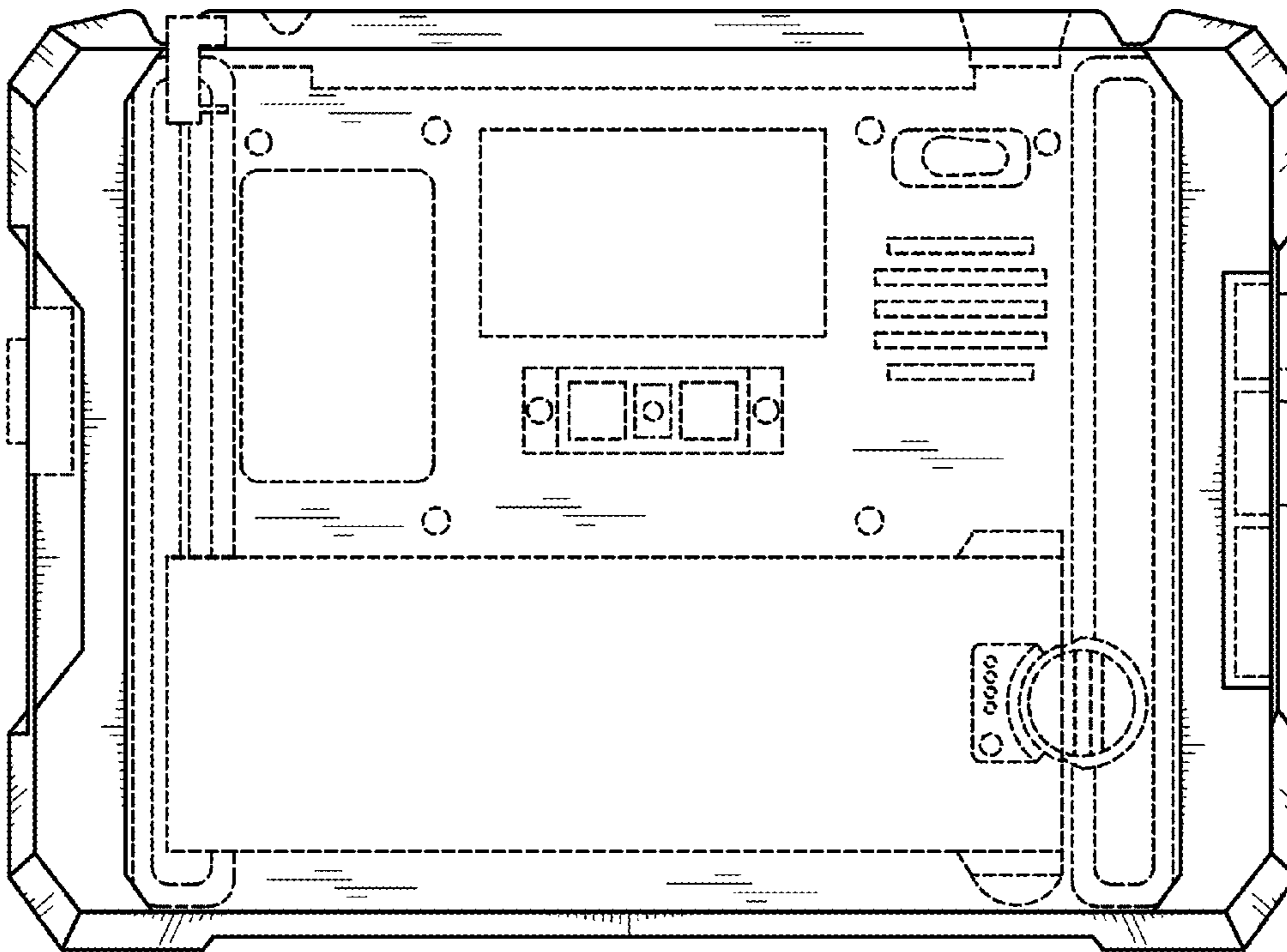


FIG. 3

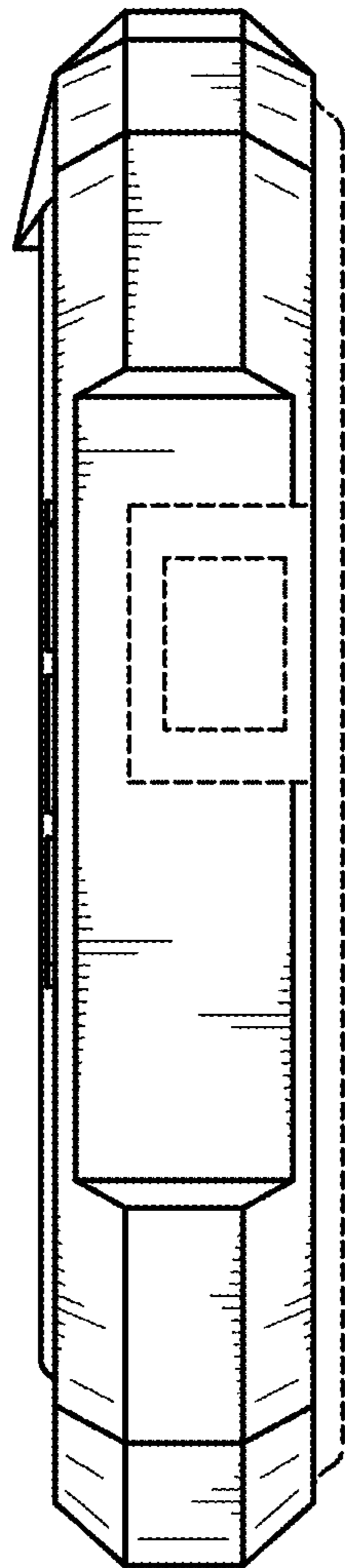


FIG. 4

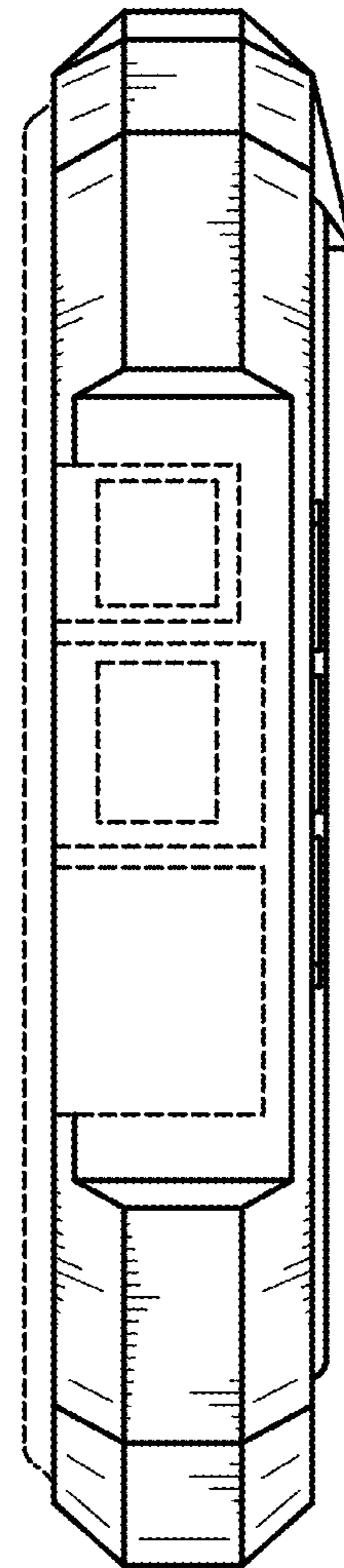


FIG. 5




FIG. 6

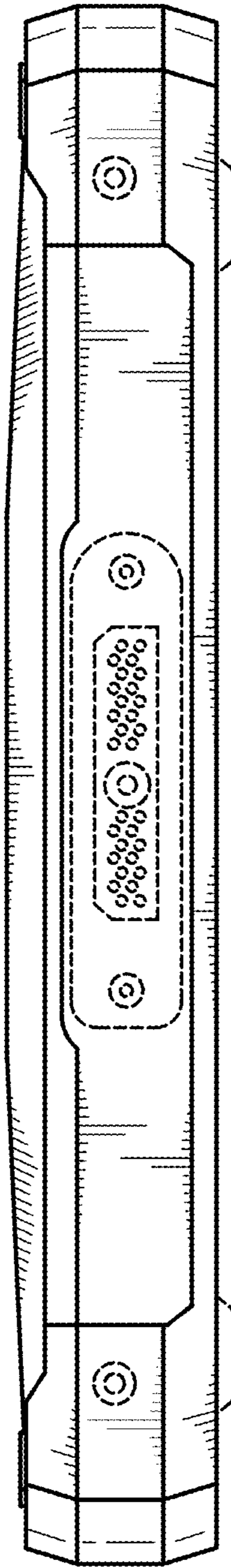


FIG. 7