



US00D691106S

(12) **United States Design Patent**
Takeno

(10) **Patent No.:** **US D691,106 S**

(45) **Date of Patent:** **** Oct. 8, 2013**

(54) **HEADPHONES**

(75) Inventor: **Katsuyoshi Takeno**, Kanagawa (JP)

(73) Assignee: **D&M Holdings, Inc.**, Kanagawa (JP)

(**) Term: **14 Years**

(21) Appl. No.: **29/424,711**

(22) Filed: **Jun. 14, 2012**

(30) **Foreign Application Priority Data**

Dec. 14, 2011 (JP) 2011-029047

(51) **LOC (9) Cl.** **14-01**

(52) **U.S. Cl.**
USPC **D14/205**

(58) **Field of Classification Search**
USPC D14/205, 206, 188, 192; 181/129, 130,
181/135; 379/430, 431; 381/370, 371, 374,
381/380, 381; D29/112; 2/209

See application file for complete search history.

(56) **References Cited**

U.S. PATENT DOCUMENTS

D338,010 S	*	8/1993	Yamatogi	D14/205
D340,033 S	*	10/1993	Okumura et al.	D14/192
D348,465 S	*	7/1994	Yamatogi	D14/205
D351,172 S	*	10/1994	Nakamura et al.	D14/205
D358,389 S	*	5/1995	Isono	D14/205
D359,049 S	*	6/1995	Kanno	D14/205
D381,987 S	*	8/1997	Tsuge	D14/205
D386,181 S	*	11/1997	Fisher	D14/205

D405,449 S	*	2/1999	Nakamura et al.	D14/205
D422,592 S	*	4/2000	Deguchi	D14/205
D430,140 S	*	8/2000	Roman	D14/205
D512,981 S	*	12/2005	Jacobson et al.	D14/205
D534,155 S	*	12/2006	Obata	D14/205
D540,301 S	*	4/2007	Obata	D14/205
D541,257 S	*	4/2007	Thursfield	D14/205
D632,668 S	*	2/2011	Brunner et al.	D14/205
D635,959 S	*	4/2011	Hutchieson	D14/205
D652,405 S	*	1/2012	Lee et al.	D14/205
D657,344 S	*	4/2012	Brunner et al.	D14/205
D666,991 S	*	9/2012	Lee et al.	D14/205
D671,522 S	*	11/2012	Lee et al.	D14/205
D674,767 S	*	1/2013	Brunner et al.	D14/205
D675,595 S	*	2/2013	Cho et al.	D14/205

* cited by examiner

Primary Examiner — Paula Greene

(74) *Attorney, Agent, or Firm* — Peter A. Nieves; Sheehan Phinney Bass + Green PA

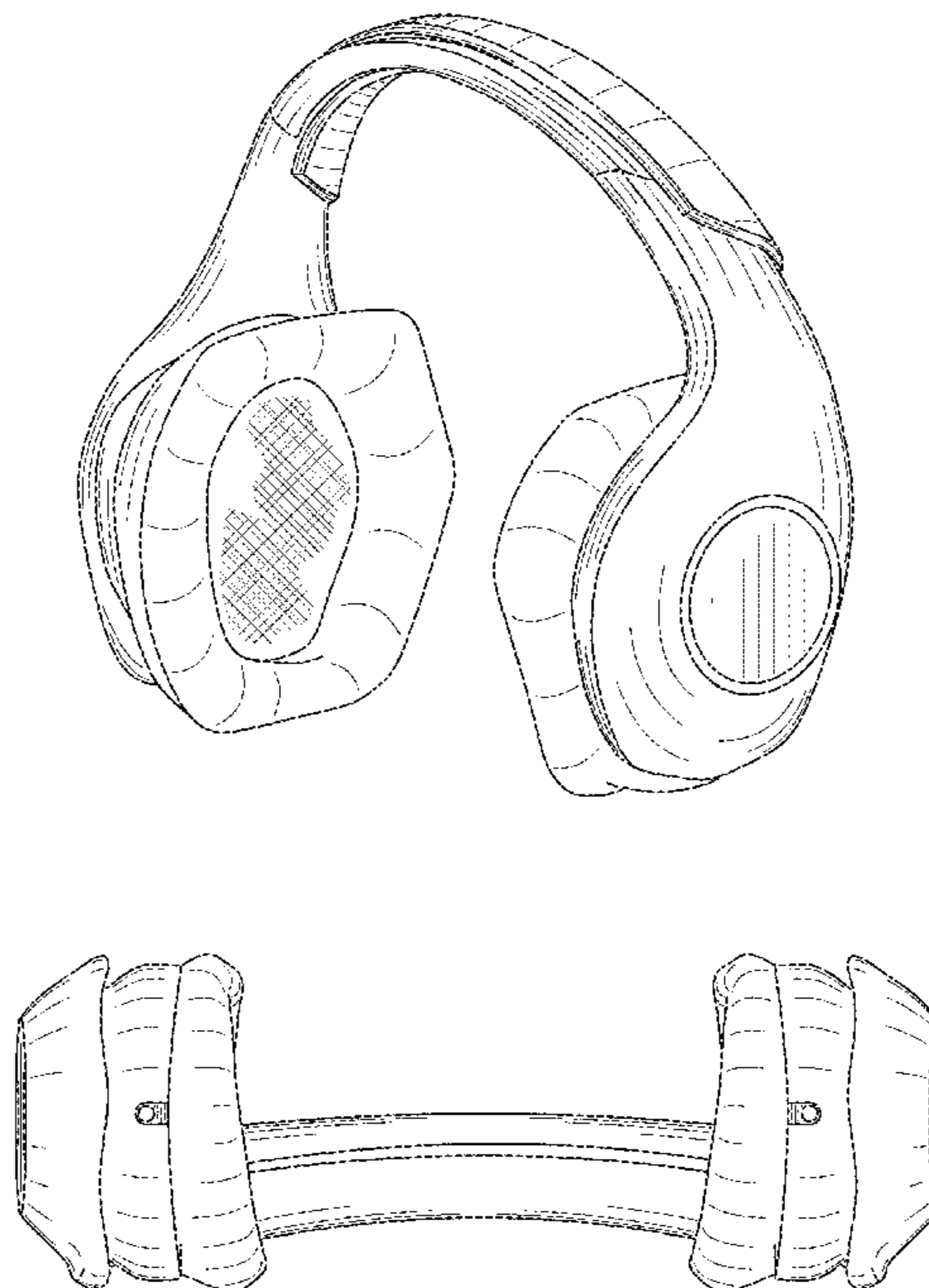
(57) **CLAIM**

I claim the ornamental design for a headphones, as shown and described.

DESCRIPTION

FIG. 1 is a front perspective view of headphones showing my new design, the opposite perspective view is a mirror image; FIG. 2 is a front view of the headphones; FIG. 3 is a back view of the headphones; FIG. 4 is a top view of the headphones; FIG. 5 is a bottom view of the headphones; FIG. 6 is a left view of the headphones; and, FIG. 7 is a right side view of the headphones.

1 Claim, 7 Drawing Sheets






FIG. 1

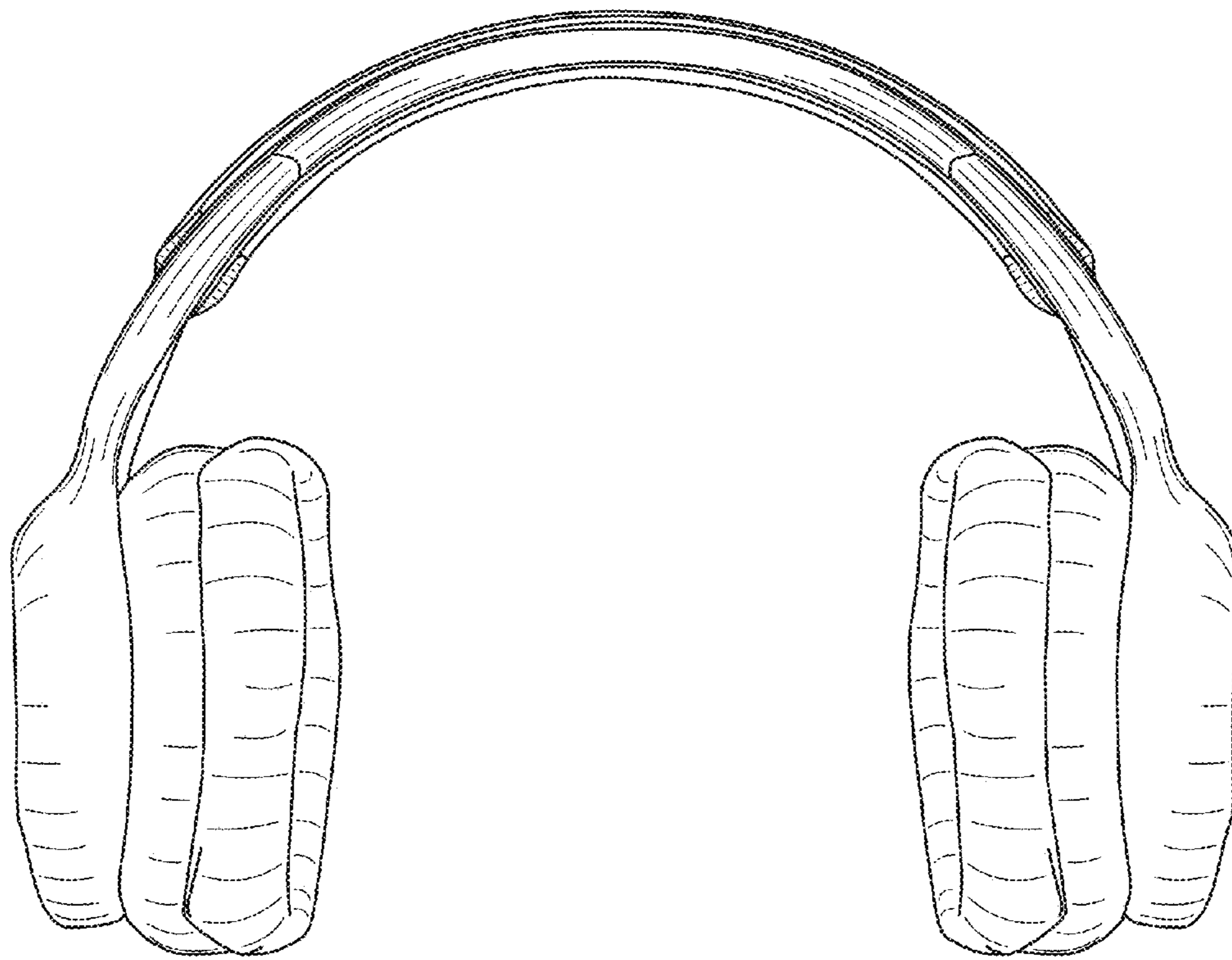


FIG. 2

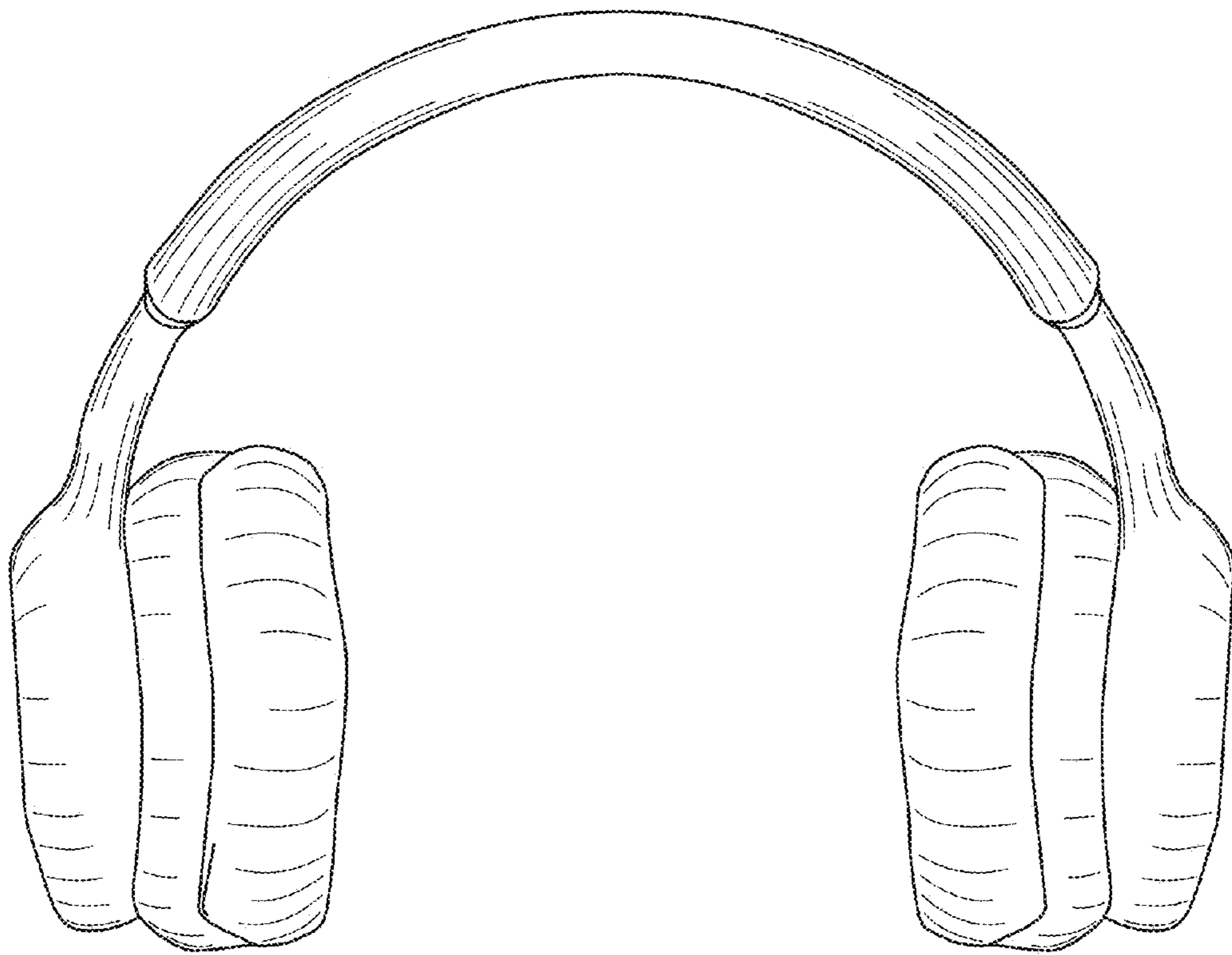


FIG. 3

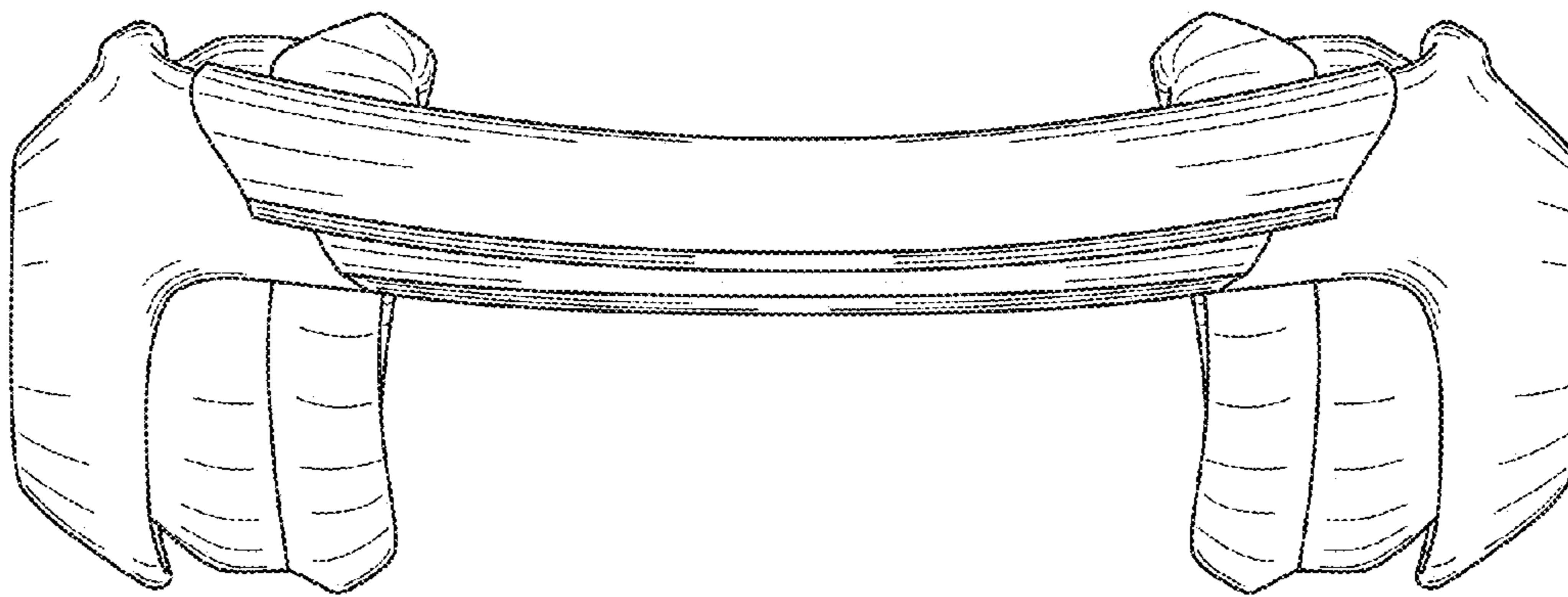


FIG. 4

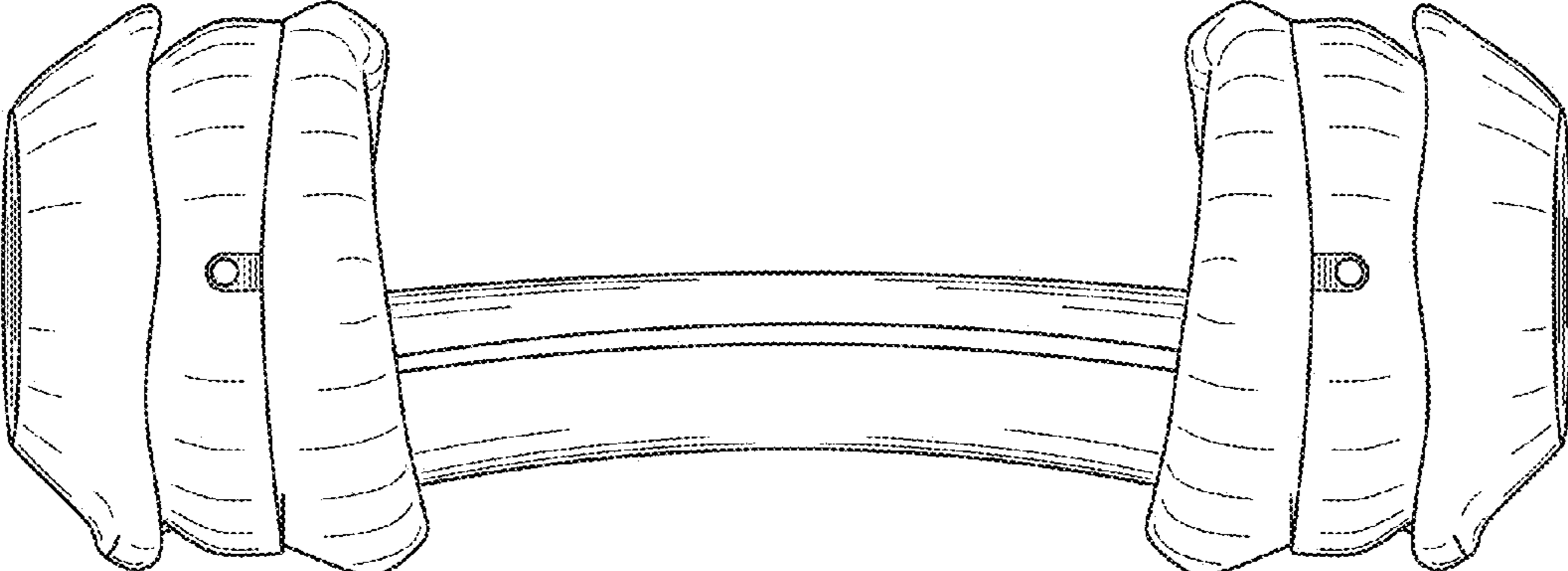


FIG. 5

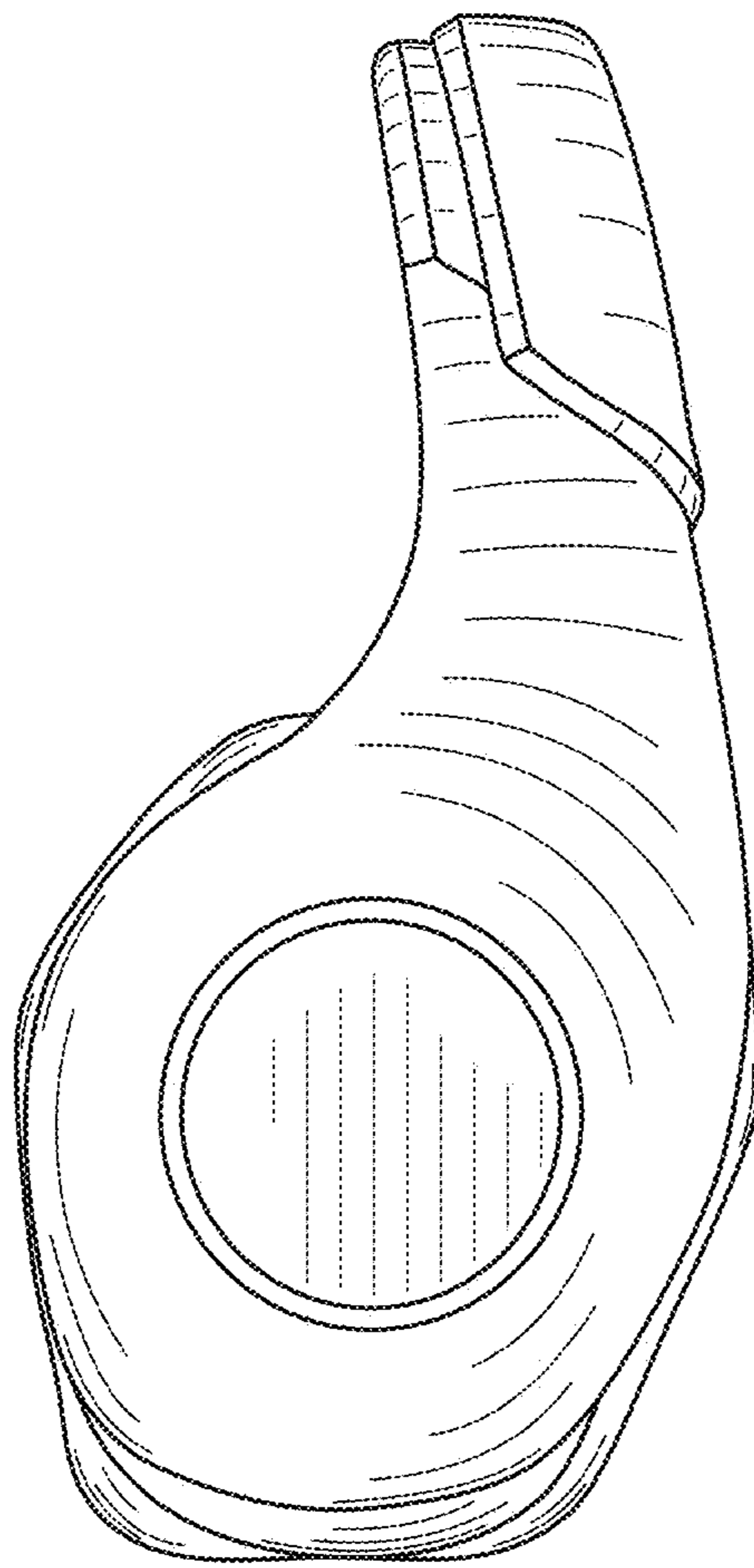


FIG. 6

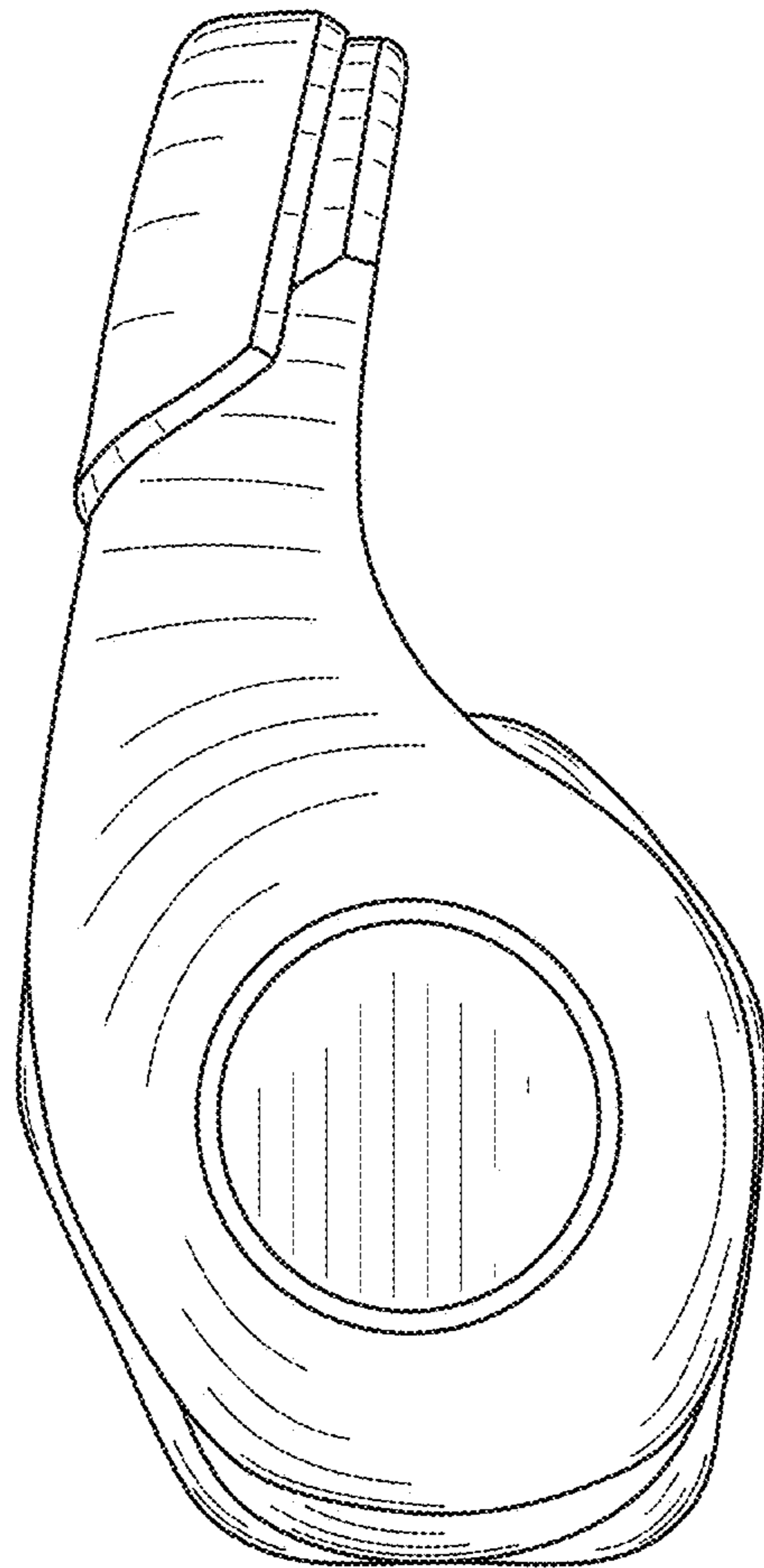


FIG. 7