



US00D691087S

(12) **United States Design Patent**
Lin et al.

(10) **Patent No.:** **US D691,087 S**
(45) **Date of Patent:** **** Oct. 8, 2013**

(54) **MOTOR SHELL**

(75) Inventors: **Yu-Ching Lin**, New Taipei (TW);
Chien-Yao Liao, New Taipei (TW);
Wen-Cheng Chen, New Taipei (TW)

(73) Assignee: **Foxconn Technology Co., Ltd.**, New Taipei (TW)

(**) Term: **14 Years**

(21) Appl. No.: **29/405,393**

(22) Filed: **Nov. 2, 2011**

(30) **Foreign Application Priority Data**

Oct. 21, 2011 (CN) 2011 3 0376269

(51) **LOC (9) Cl.** **13-01**

(52) **U.S. Cl.**
USPC **D13/122**

(58) **Field of Classification Search**
USPC D13/122, 112, 114, 118, 199, 179,
D13/184; D8/382; D12/180; D15/5; 310/71,
310/85, 86, 156.01, 156.53, 156.56, 194,
310/216, 254.1, 262, 263; 336/198, 200,
336/208; D23/336, 370, 377, 384, 411, 412

See application file for complete search history.

(56) **References Cited**

U.S. PATENT DOCUMENTS

D269,670 S *	7/1983	Fulmer et al.	D13/122
D269,671 S *	7/1983	Horsting	D13/122
D275,478 S *	9/1984	Griggs	D13/122
D310,262 S *	8/1990	Lemire	D23/377
D487,310 S *	3/2004	Li et al.	D23/411
D530,278 S *	10/2006	Lyle et al.	D13/122
D547,436 S *	7/2007	Shurtleff	D23/411
D560,622 S *	1/2008	Ishihara et al.	D13/179
D587,650 S *	3/2009	Lannoch	D13/122
D631,438 S *	1/2011	Yokoyama et al.	D13/122
D632,384 S *	2/2011	Pan	D23/411
D642,527 S *	8/2011	Li et al.	D13/122

* cited by examiner

Primary Examiner — Derrick Holland

(74) *Attorney, Agent, or Firm* — Wei Te Chung; Ming Chieh Chang

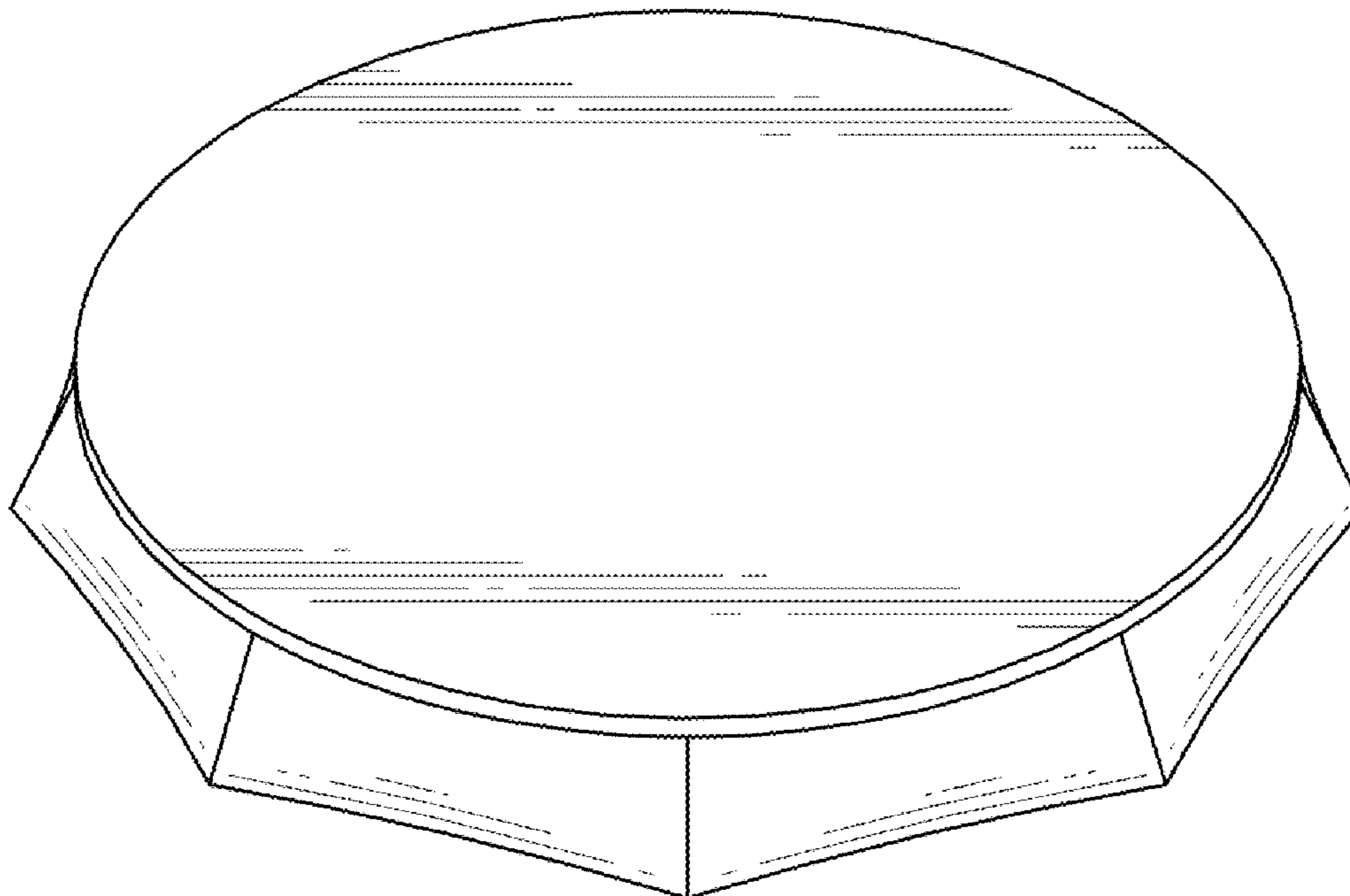
(57) **CLAIM**

The ornamental design for a motor shell, as shown and described.

DESCRIPTION

FIG. 1 is a perspective view of a motor shell showing our new design.
FIG. 2 is a front elevational view of the motor shell; the rear elevational view, left side, and right side being a mirror image.
FIG. 3 is a top plan view of the motor shell.
FIG. 4 is a bottom plan view of the motor shell; and,
FIG. 5 is a cross-sectional view of the motor shell, taken along line 5-5 of FIG. 2.

1 Claim, 5 Drawing Sheets



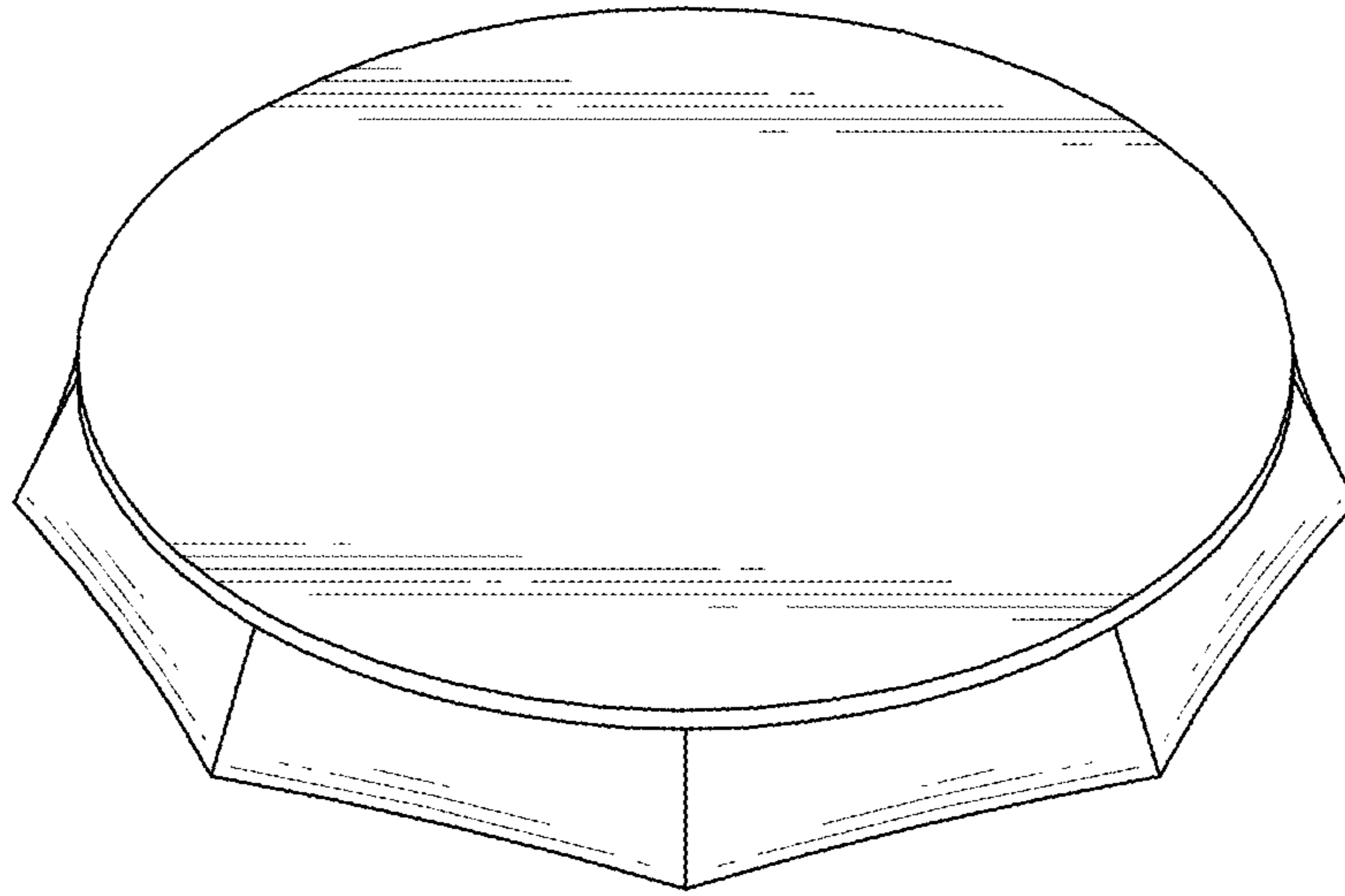


FIG. 1

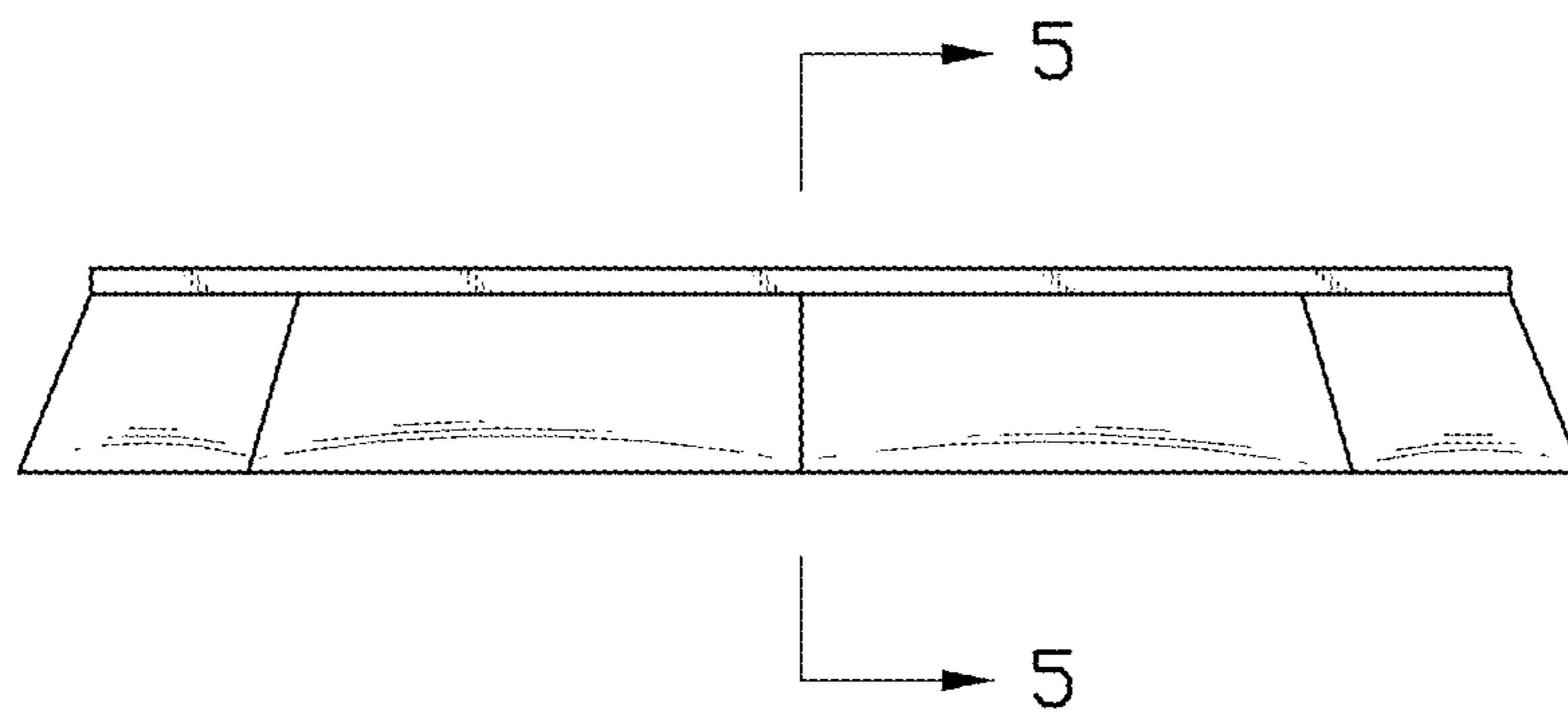


FIG. 2

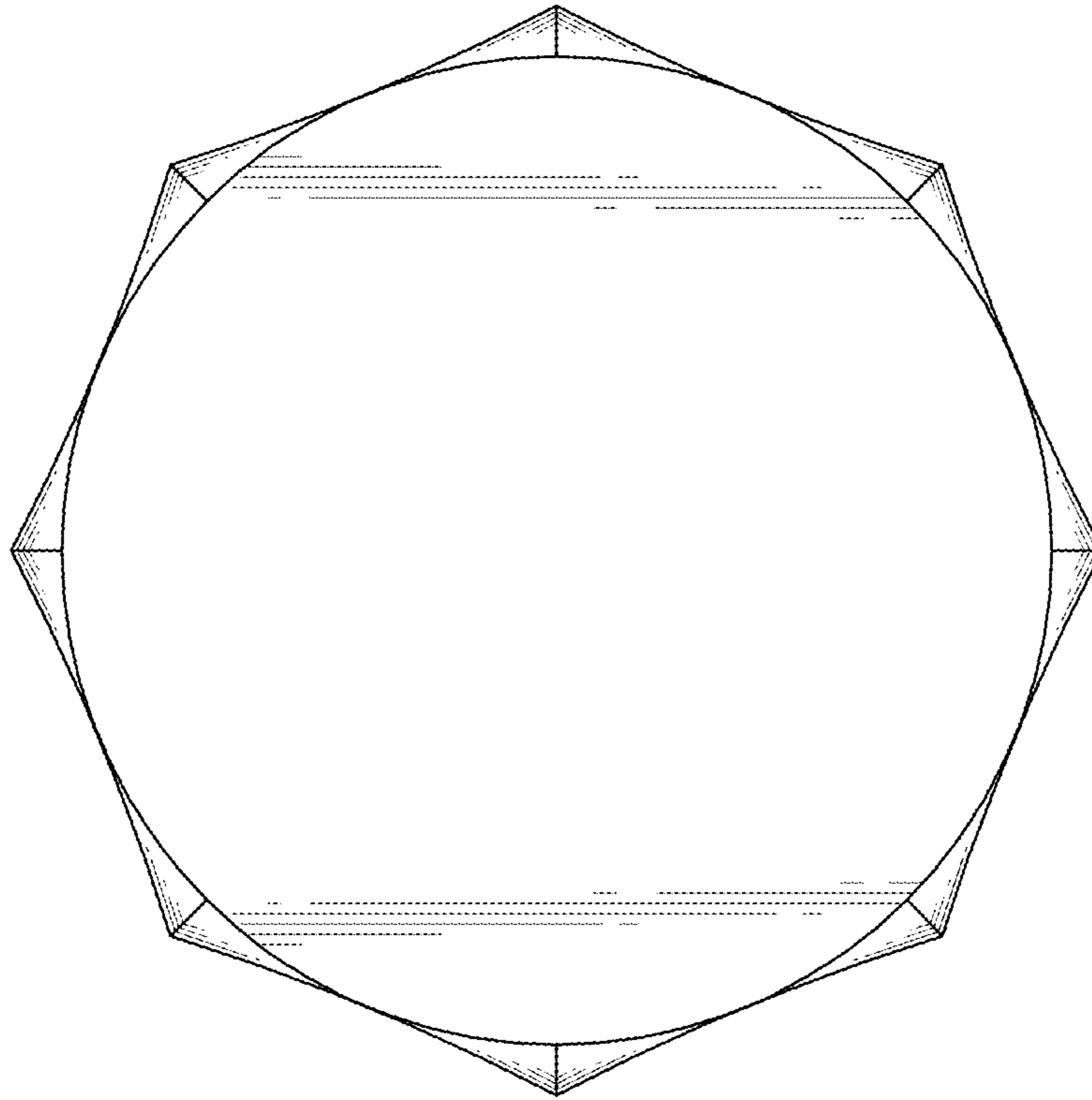


FIG. 3

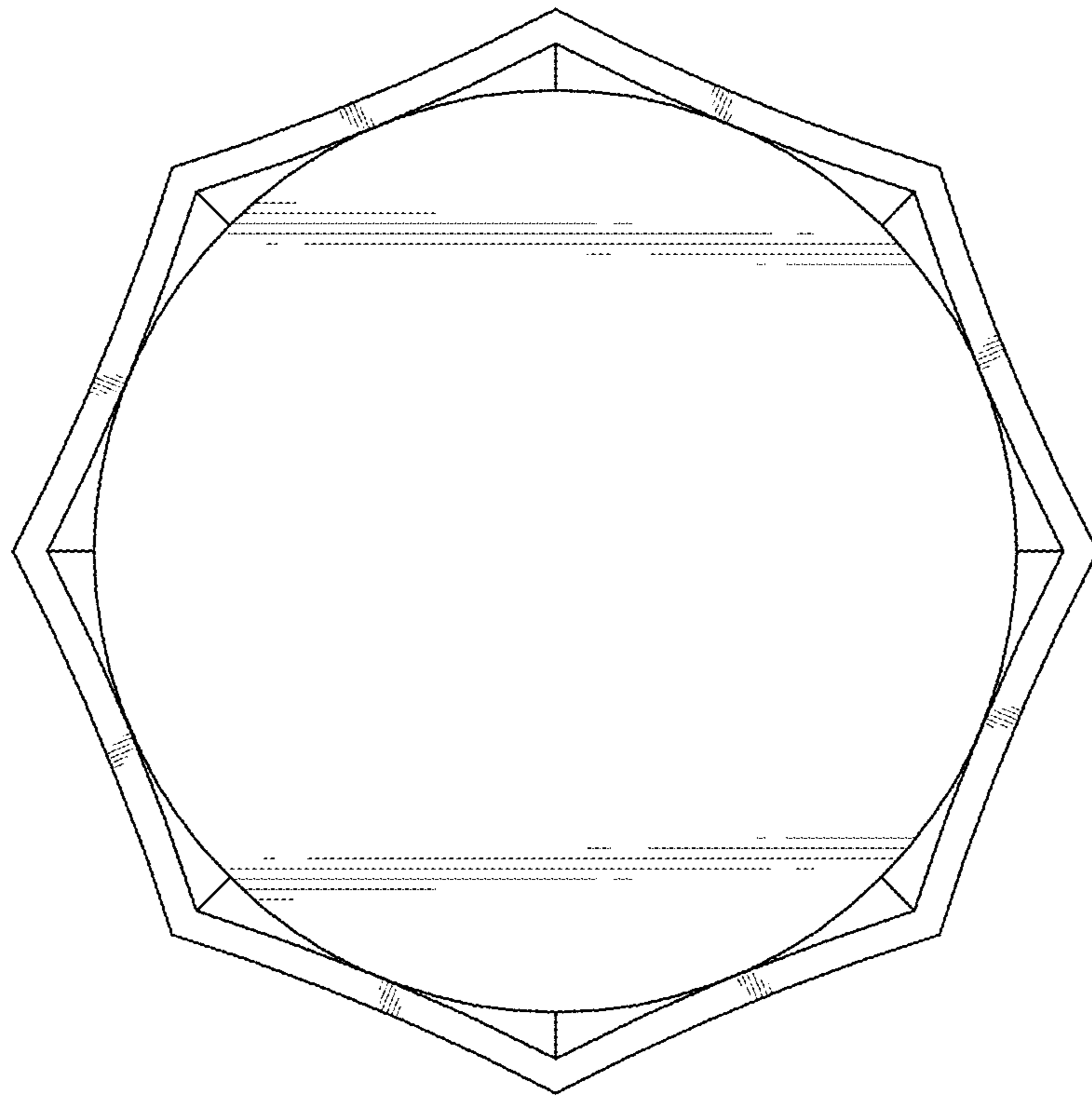


FIG. 4

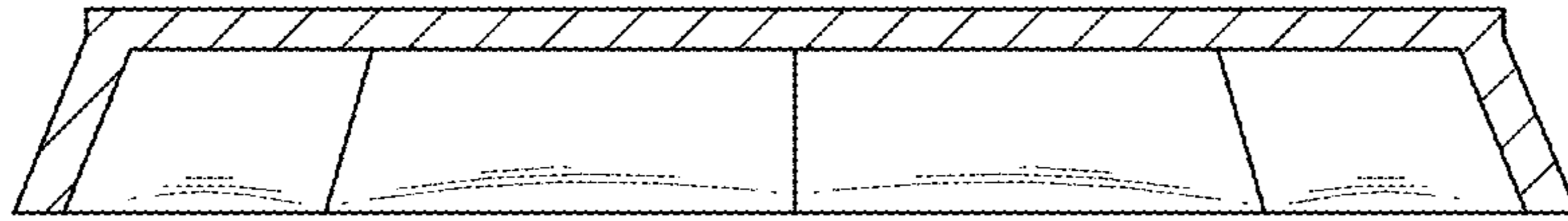


FIG. 5