

US00D691078S

(12) **United States Design Patent**
Hwang

(10) **Patent No.:** **US D691,078 S**
(45) **Date of Patent:** **** Oct. 8, 2013**

(54) **OUTSIDE MIRROR FOR A VEHICLE**

(71) Applicant: **GM Global Technology Operations, LLC, Detroit, MI (US)**

(72) Inventor: **Jong-ho Hwang, Incheon (KR)**

(73) Assignee: **GM Global Technology Operations, LLC, Detroit, MI (US)**

(**) Term: **14 Years**

(21) Appl. No.: **29/448,193**

(22) Filed: **Mar. 11, 2013**

(30) **Foreign Application Priority Data**

Nov. 2, 2012 (KR) 30-2012-0052410

(51) **LOC (9) Cl.** **12-16**

(52) **U.S. Cl.**
USPC **D12/187**

(58) **Field of Classification Search**
USPC D12/187, 188-189; D6/300, 309;
359/838, 841, 842, 843, 844, 868, 871,
359/604, 881, 514, 866; 248/479-483,
248/475.1

See application file for complete search history.

(56) **References Cited**

U.S. PATENT DOCUMENTS

6,488,382 B1 * 12/2002 Mertens 359/871
D552,019 S * 10/2007 Kubota et al. D12/187
D572,643 S * 7/2008 Imai et al. D12/187

D598,349 S * 8/2009 Kato et al. D12/187
D606,469 S * 12/2009 Varga D12/187
D621,313 S * 8/2010 Kimura et al. D12/187
D631,414 S * 1/2011 Hakamata D12/187
D653,595 S * 2/2012 Matsubara et al. D12/187
D666,542 S * 9/2012 Asano et al. D12/187
2006/0050423 A1 * 3/2006 Secanu et al. 359/871
2009/0268321 A1 * 10/2009 Wilson 359/868
2010/0195228 A1 * 8/2010 Sinelli et al. 359/866

* cited by examiner

Primary Examiner — Katrina A Betton

(74) *Attorney, Agent, or Firm* — Jansson Munger McKinley & Shape Ltd.

(57) **CLAIM**

The ornamental design of an outside mirror for a vehicle, as shown and described.

DESCRIPTION

FIG. 1 is a perspective view of the outside mirror for a vehicle of the present design;
FIG. 2 is a front elevation view thereof;
FIG. 3 is a rear elevation view thereof;
FIG. 4 is a left side elevation view thereof;
FIG. 5 is a right side elevation view thereof;
FIG. 6 is a top plan view thereof; and,
FIG. 7 is a bottom plan view thereof.
The design can be embodied with metal, plastics and glass. The outside mirror is arranged at both sides of a vehicle. This design is characterized in the shape and configuration of the outside mirror for a vehicle.

1 Claim, 7 Drawing Sheets

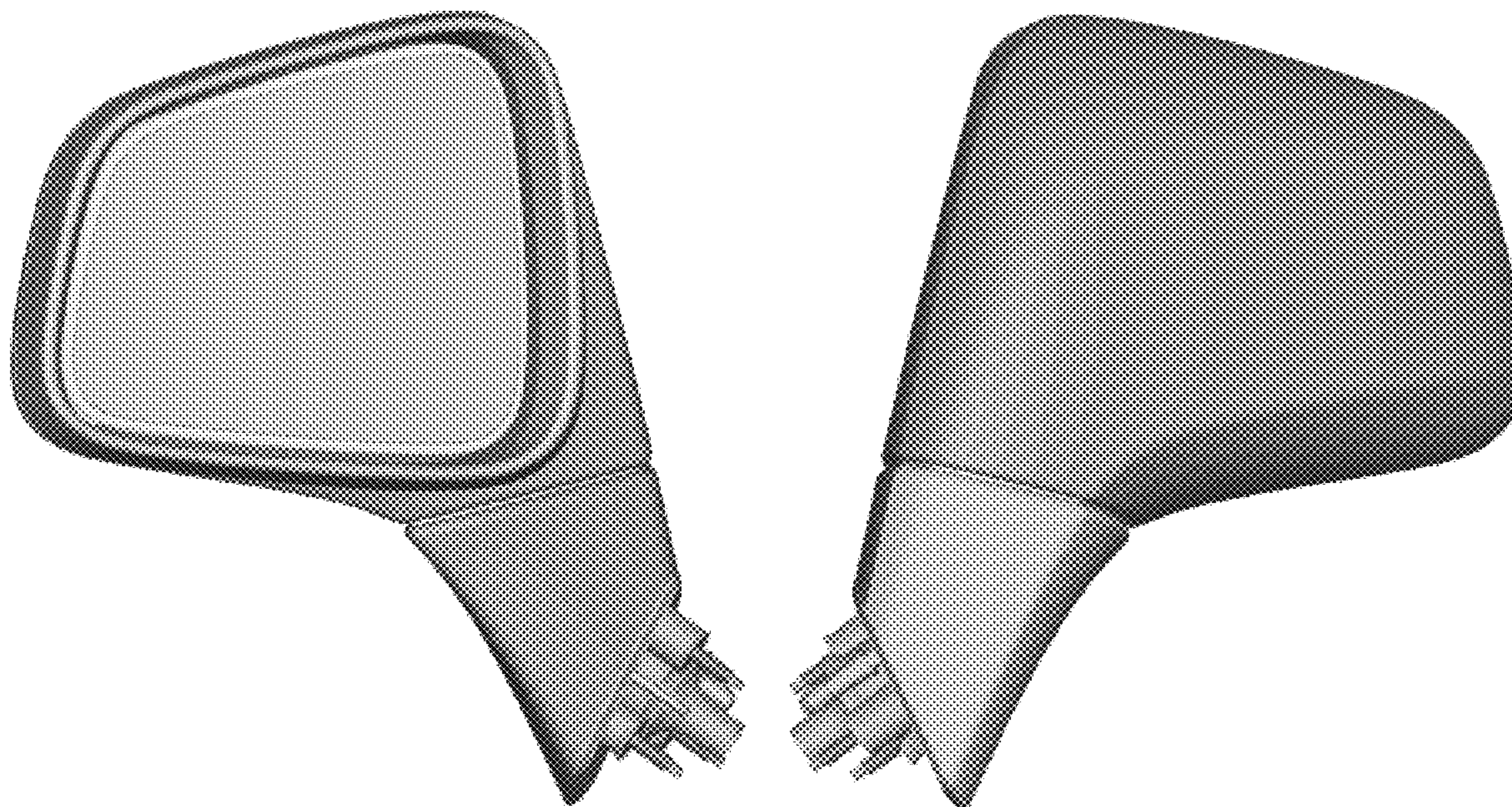
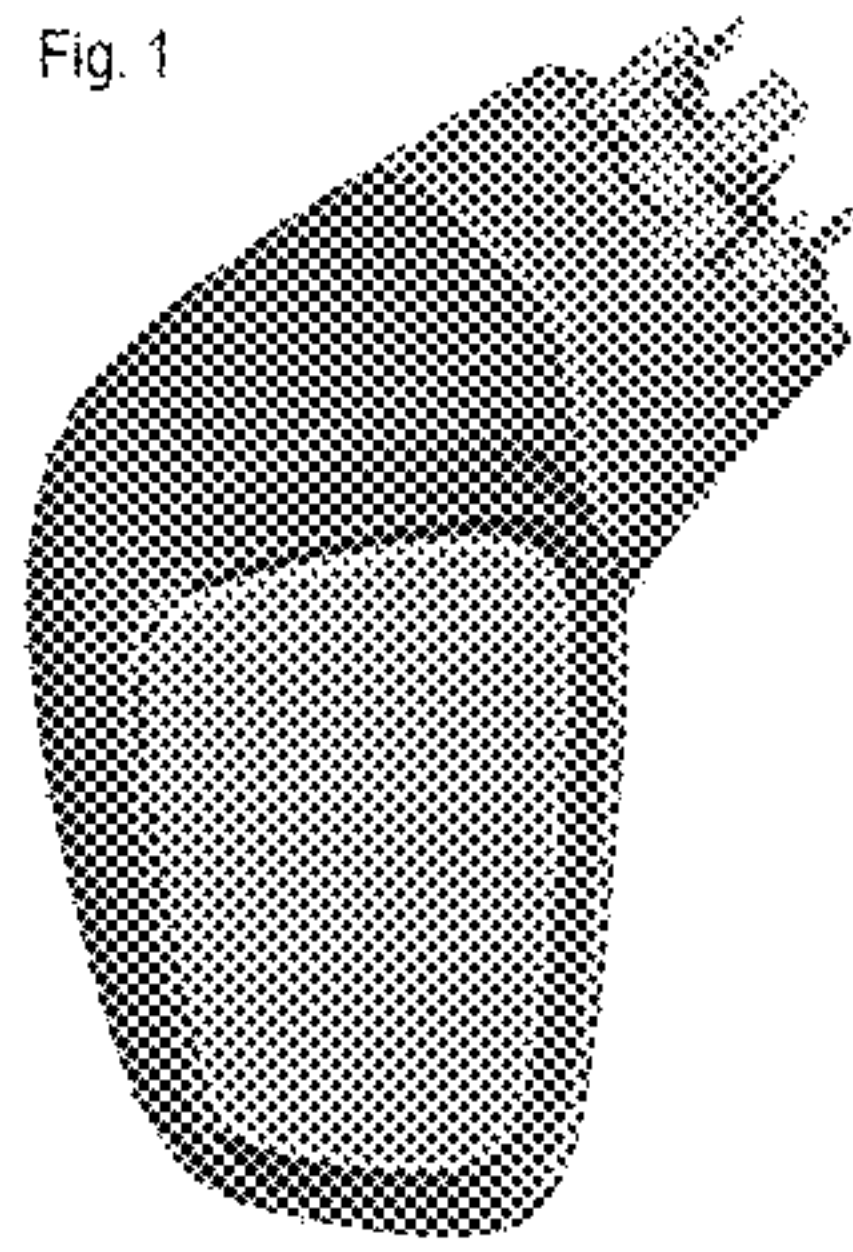


Fig. 1



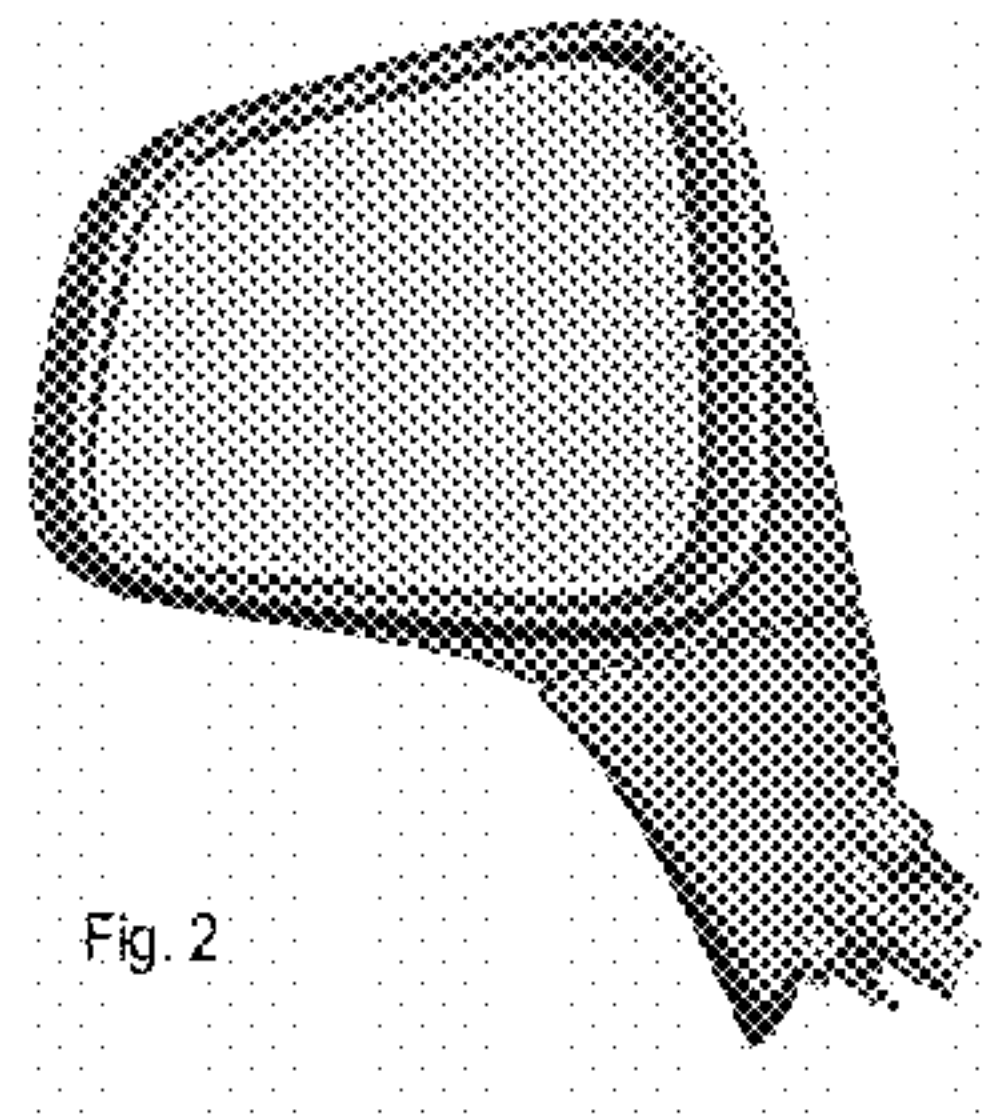


Fig. 2

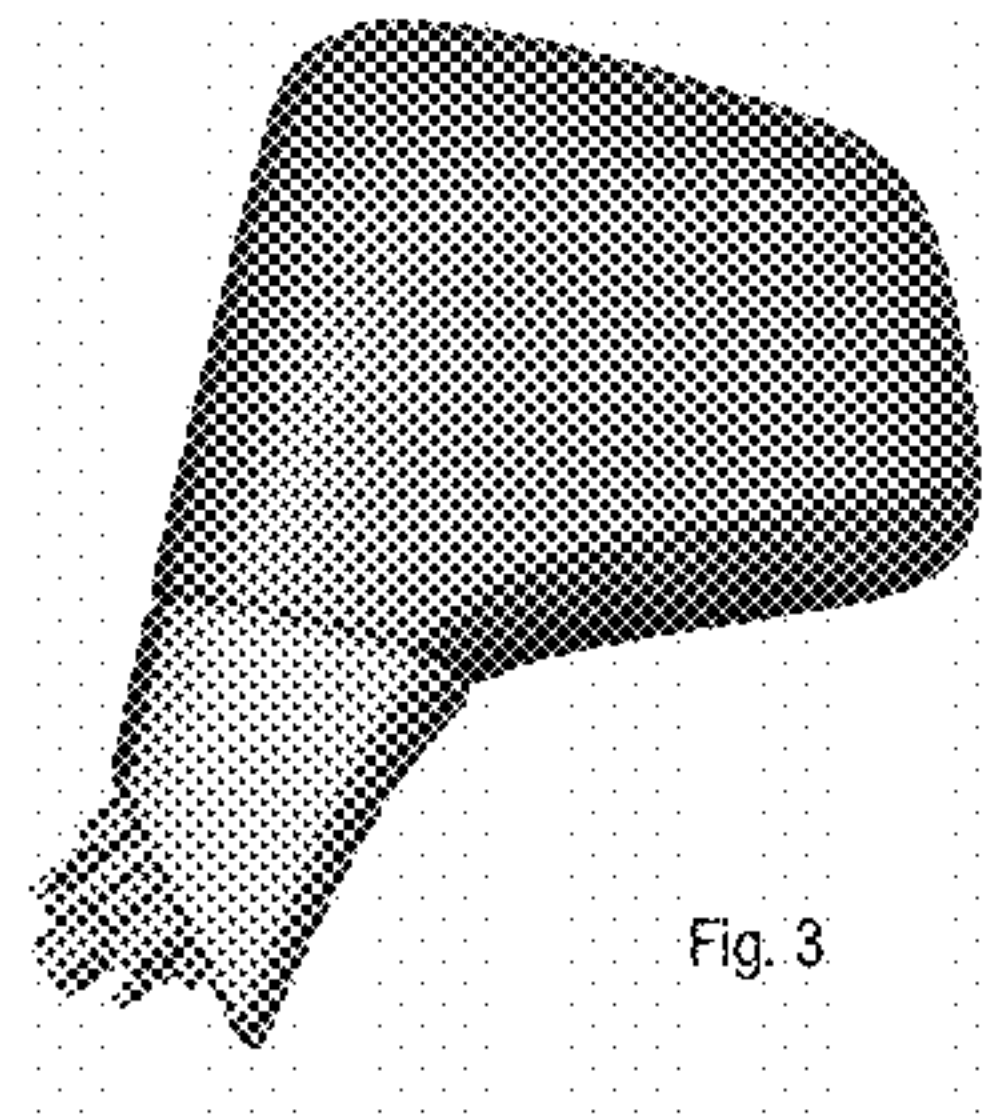


Fig. 3

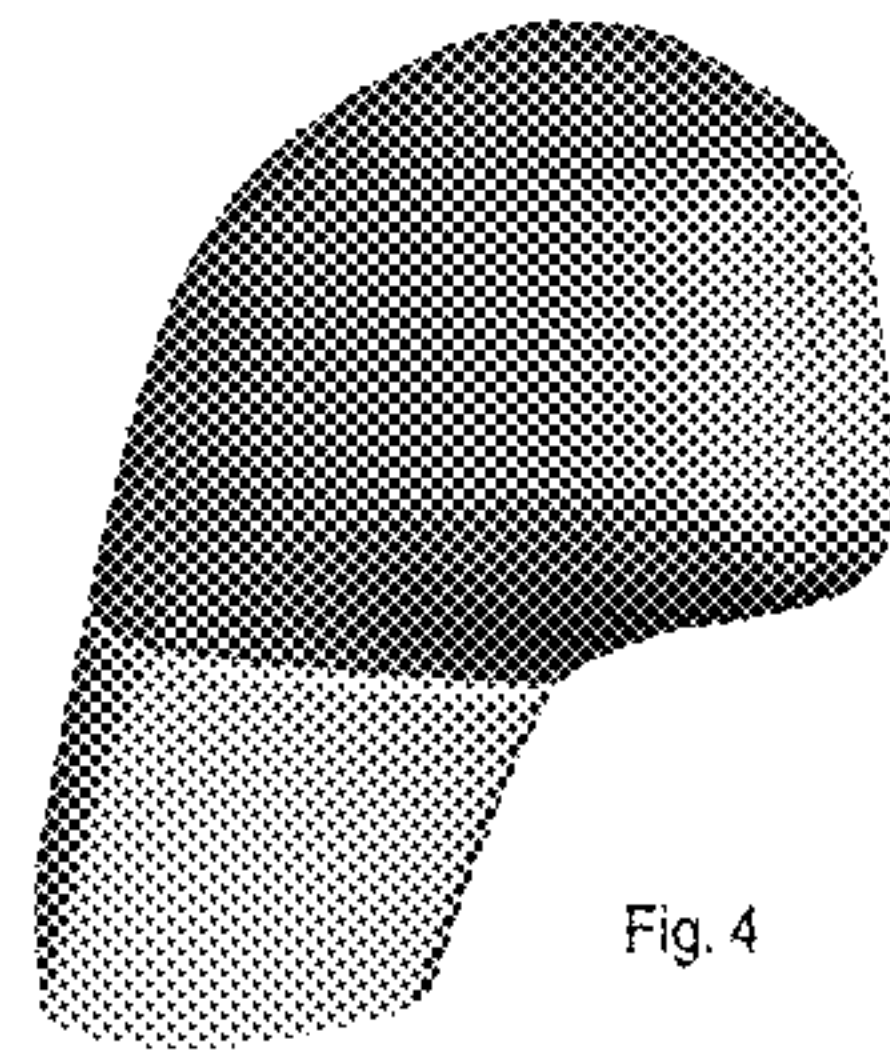


Fig. 4

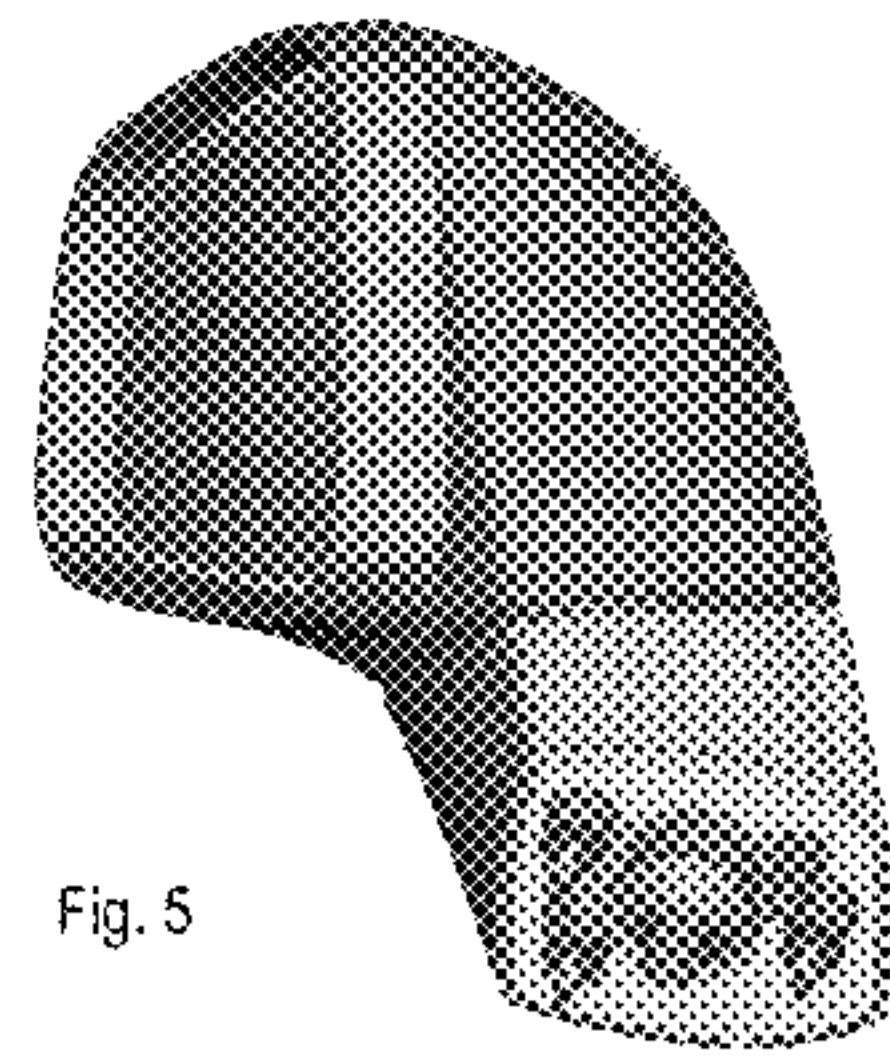

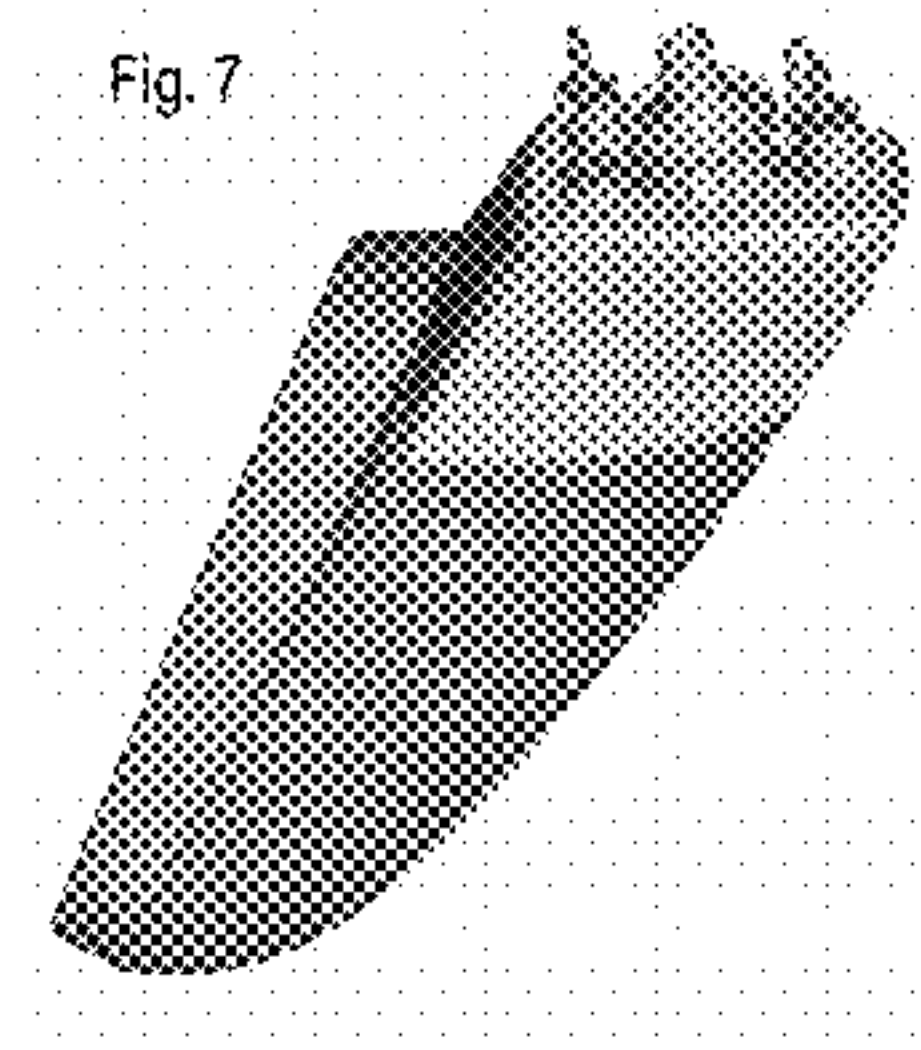


Fig. 5





UNITED STATES PATENT AND TRADEMARK OFFICE
CERTIFICATE OF CORRECTION

PATENT NO. : D691,078 S
APPLICATION NO. : 29/448193
DATED : October 8, 2013
INVENTOR(S) : Hwang

Page 1 of 9

It is certified that error appears in the above-identified patent and that said Letters Patent is hereby corrected as shown below:

The Title page, showing the illustrative figure, should be deleted and substitute therefor the attached Title page.

Delete figs. 1-7 and substitute therefor the drawing sheets, consisting of figs. 1-7 as shown on attached pages.

Signed and Sealed this
Fifteenth Day of December, 2015



Michelle K. Lee
Director of the United States Patent and Trademark Office

(12) **United States Design Patent**
Hwang

(10) **Patent No.:** **US D691,078 S**
(45) **Date of Patent:** **** Oct. 8, 2013**

(54) **OUTSIDE MIRROR FOR A VEHICLE**

(71) Applicant: **GM Global Technology Operations, LLC, Detroit, MI (US)**

(72) Inventor: **Jong-ho Hwang, Incheon (KR)**

(73) Assignee: **GM Global Technology Operations, LLC, Detroit, MI (US)**

(**) Term: **14 Years**

(21) Appl. No.: **29/448,193**

(22) Filed: **Mar. 11, 2013**

(30) **Foreign Application Priority Data**

Nov. 2, 2012 (KR) 30-2012-0052410

(51) **LOC (9) Cl.** **12-16**

(52) **U.S. Cl.**
USPC **D12/187**

(58) **Field of Classification Search**
USPC D12/187, 188-189; D6/300, 309;
359/838, 841, 842, 843, 844, 868, 871,
359/604, 881, 514, 866; 248/479-483,
248/475.1

See application file for complete search history.

(56) **References Cited**

U.S. PATENT DOCUMENTS

6,488,382 B1 * 12/2002 Mertens 359/871
D552,019 S * 10/2007 Kubota et al. D12/187
D572,643 S * 7/2008 Imai et al. D12/187

D598,349 S * 8/2009 Kato et al. D12/187
D606,469 S * 12/2009 Varga D12/187
D621,313 S * 8/2010 Kimura et al. D12/187
D631,414 S * 1/2011 Hakamata D12/187
D653,595 S * 2/2012 Matsubara et al. D12/187
D666,542 S * 9/2012 Asano et al. D12/187
2006/0050423 A1 * 3/2006 Secanu et al. 359/871
2009/0268321 A1 * 10/2009 Wilson 359/868
2010/0195228 A1 * 8/2010 Sinelli et al. 359/866

* cited by examiner

Primary Examiner — Katrina A Betton

(74) *Attorney, Agent, or Firm* — Jansson Munger McKinley & Shape Ltd.

(57) **CLAIM**

The ornamental design of an outside mirror for a vehicle, as shown and described.

DESCRIPTION

FIG. 1 is a perspective view of the outside mirror for a vehicle of the present design;
FIG. 2 is a front elevation view thereof;
FIG. 3 is a rear elevation view thereof;
FIG. 4 is a left side elevation view thereof;
FIG. 5 is a right side elevation view thereof;
FIG. 6 is a top plan view thereof; and,
FIG. 7 is a bottom plan view thereof.
The design can be embodied with metal, plastics and glass. The outside mirror is arranged at both sides of a vehicle. This design is characterized in the shape and configuration of the outside mirror for a vehicle.

1 Claim, 7 Drawing Sheets

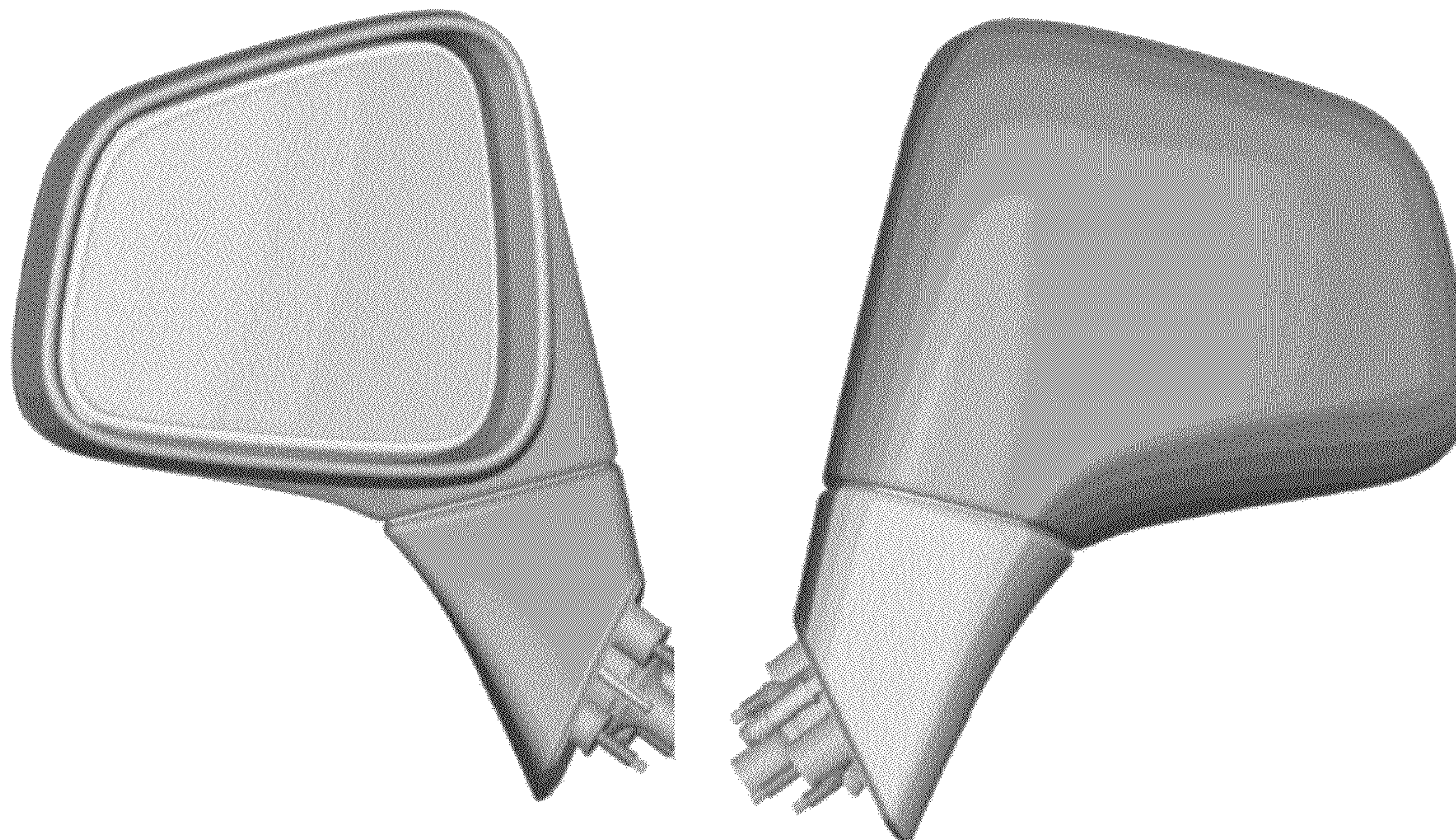



Fig. 1



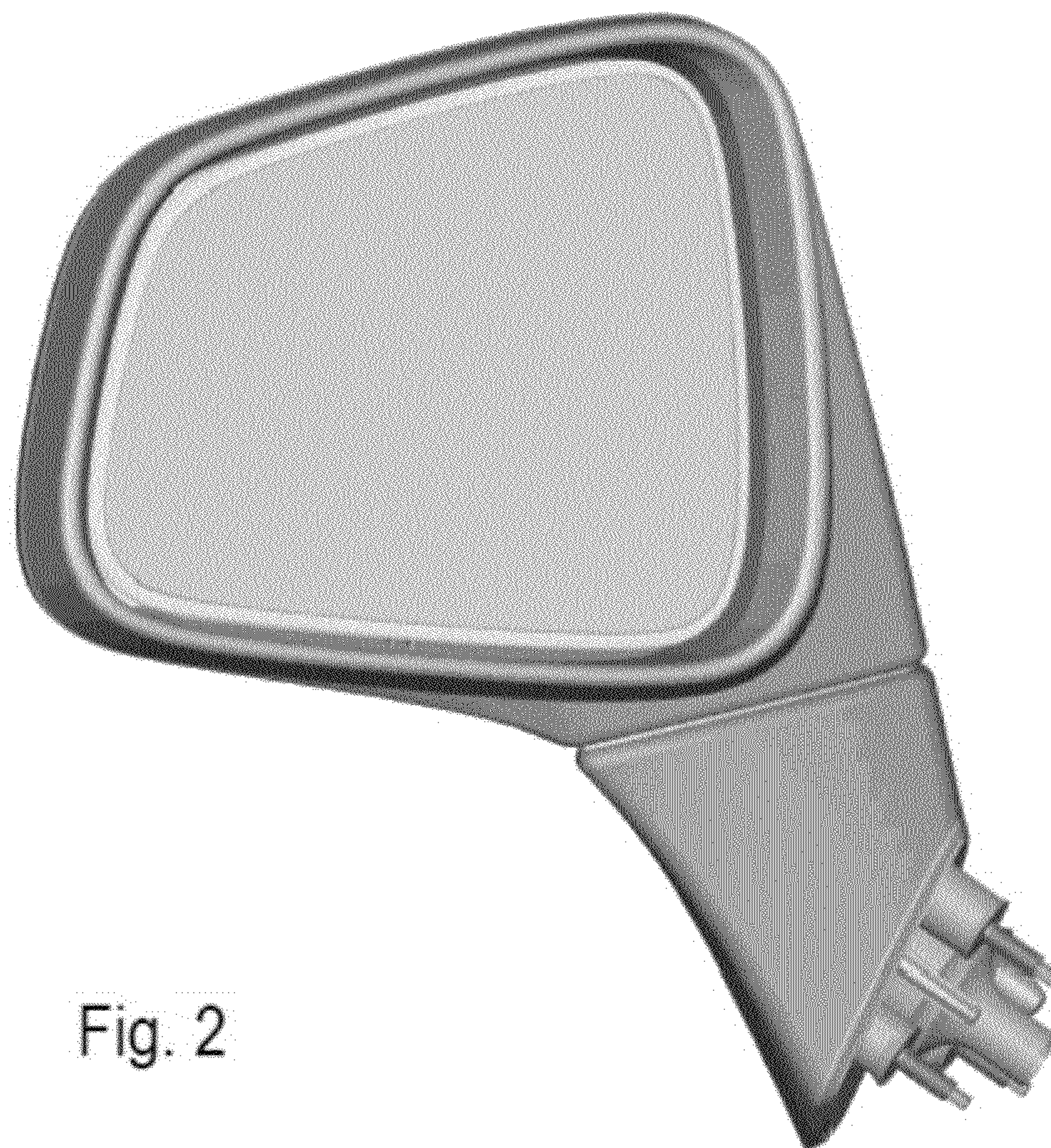


Fig. 2

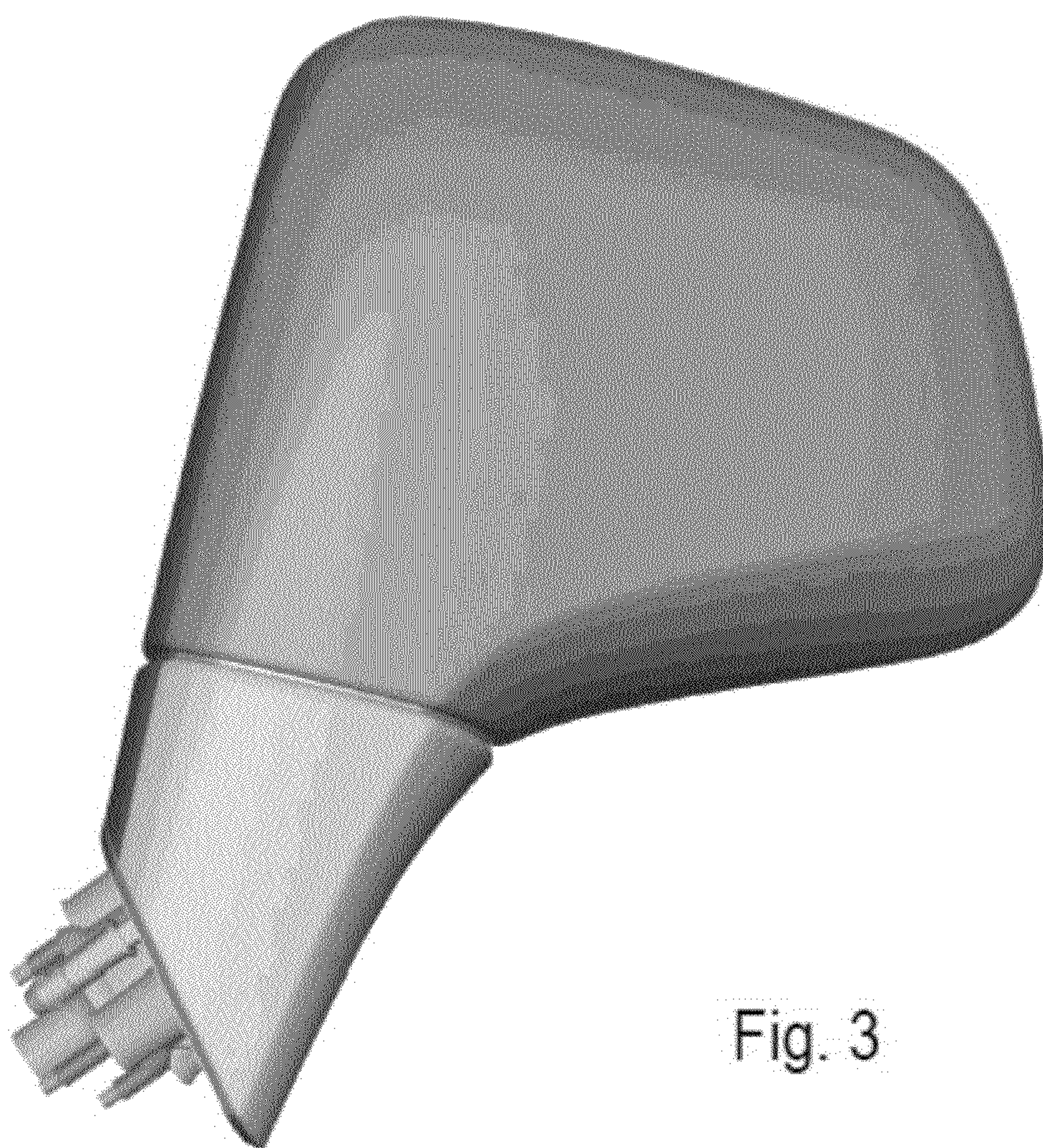


Fig. 3

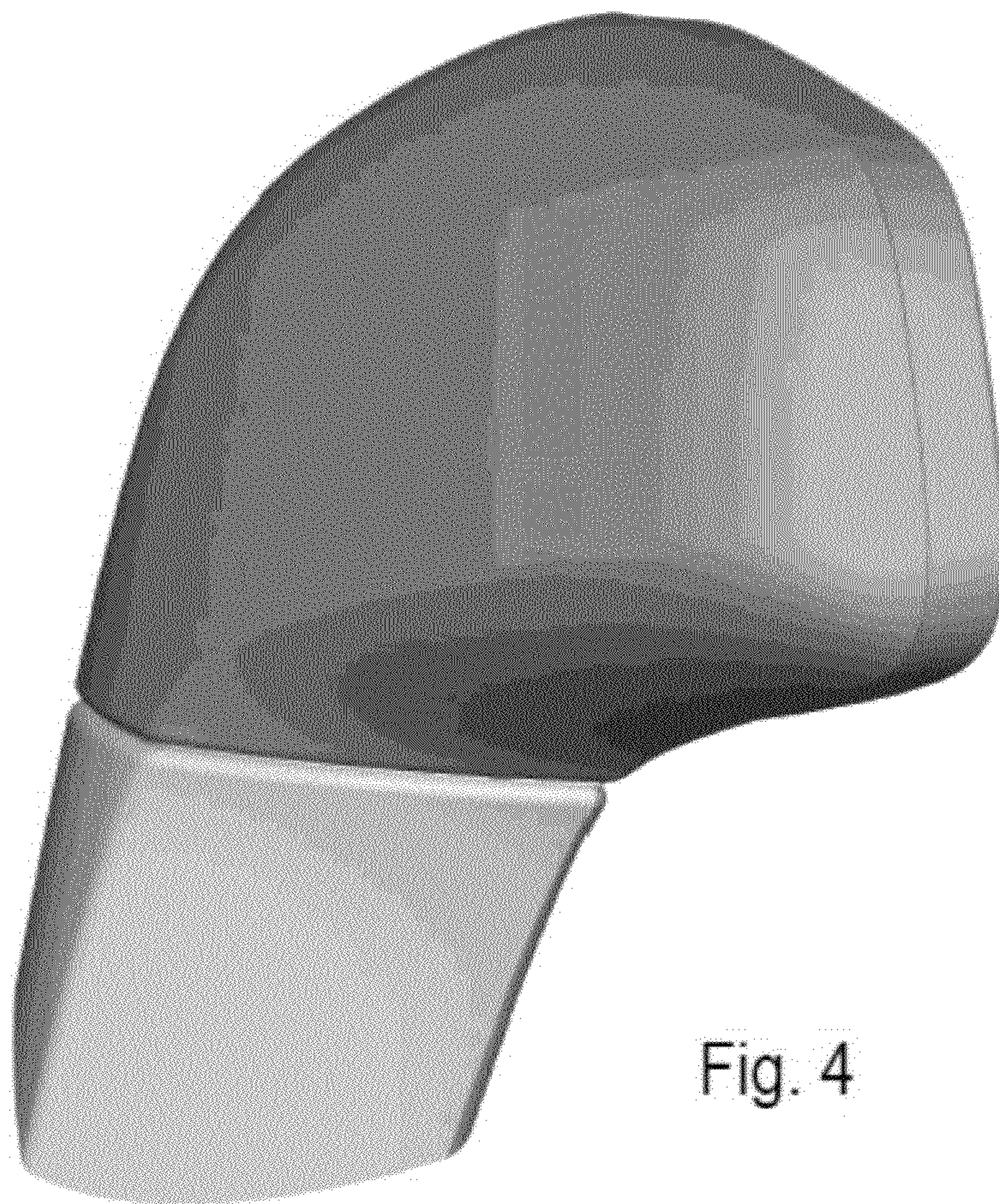


Fig. 4

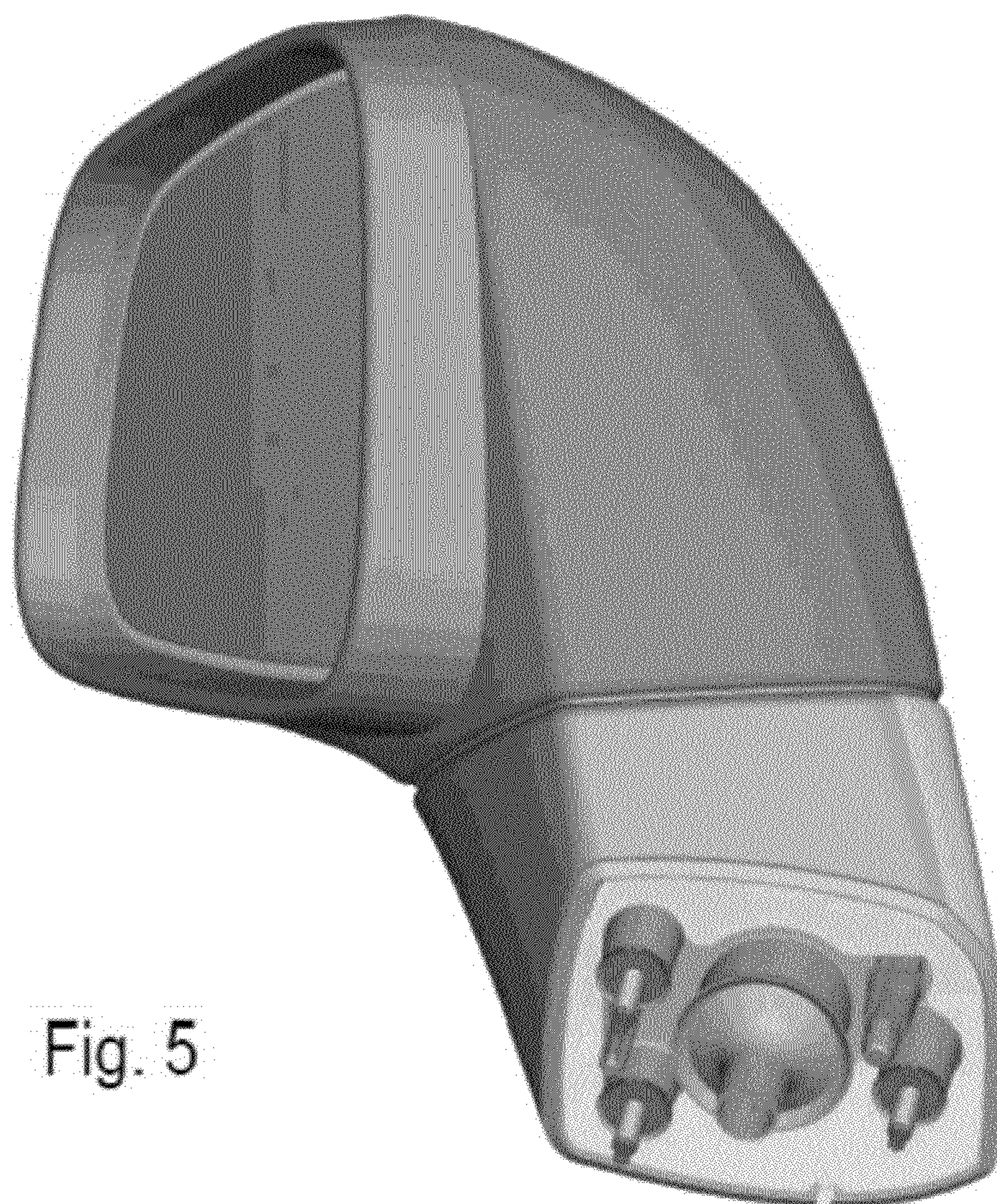


Fig. 5




Fig. 6

Fig. 7

