

US00D691063S

(12) **United States Design Patent**
Torregrossa

(10) **Patent No.:** **US D691,063 S**

(45) **Date of Patent:** **** Oct. 8, 2013**

(54) **JEWELRY**

(71) Applicant: **William Torregrossa**, Hummelstown,
PA (US)

(72) Inventor: **William Torregrossa**, Hummelstown,
PA (US)

(**) Term: **14 Years**

(21) Appl. No.: **29/444,387**

(22) Filed: **Jan. 30, 2013**

(51) **LOC (9) Cl.** **11-01**

(52) **U.S. Cl.**
USPC **D11/79**

(58) **Field of Classification Search**
USPC D11/1, 2, 79-86, 40-45; 63/1.11,
63/18-20

See application file for complete search history.

(56) **References Cited**

U.S. PATENT DOCUMENTS

D11,357 S *	8/1879	Ludlum	D11/79
D59,240 S *	10/1921	Lieberfreund	D11/81
4,023,712 A *	5/1977	Babiak et al.	222/175
D252,195 S *	6/1979	Keys	D11/6
D282,055 S *	1/1986	Brinkers	D11/2
D305,006 S *	12/1989	Nunes	D11/81

D336,923 S *	6/1993	Lin	D19/57
D433,225 S *	11/2000	Deiss et al.	D3/203.2
D523,416 S *	6/2006	Tompkins et al.	D14/191
D586,253 S *	2/2009	Forster, Jr.	D11/80
D618,130 S *	6/2010	Polonye	D11/80
D639,696 S *	6/2011	Smith et al.	D11/79

* cited by examiner

Primary Examiner — Jennifer Rivard

Assistant Examiner — Melanie Pellegrini

(74) *Attorney, Agent, or Firm* — Kurt Ehiesman; Rhoads & Sinon LLP

(57) **CLAIM**

The ornamental design for jewelry, as shown and described.

DESCRIPTION

FIG. 1 is a front elevational view of jewelry showing my new design;

FIG. 2 is a left side elevational view thereof;

FIG. 3 is a rear elevational view thereof;

FIG. 4 is a right side elevational view thereof;

FIG. 5 is a top plan view thereof; and,

FIG. 6 is a bottom plan view thereof.

The broken lines shown in the drawings illustrate portions of the jewelry which form no part of the claimed design.

1 Claim, 2 Drawing Sheets

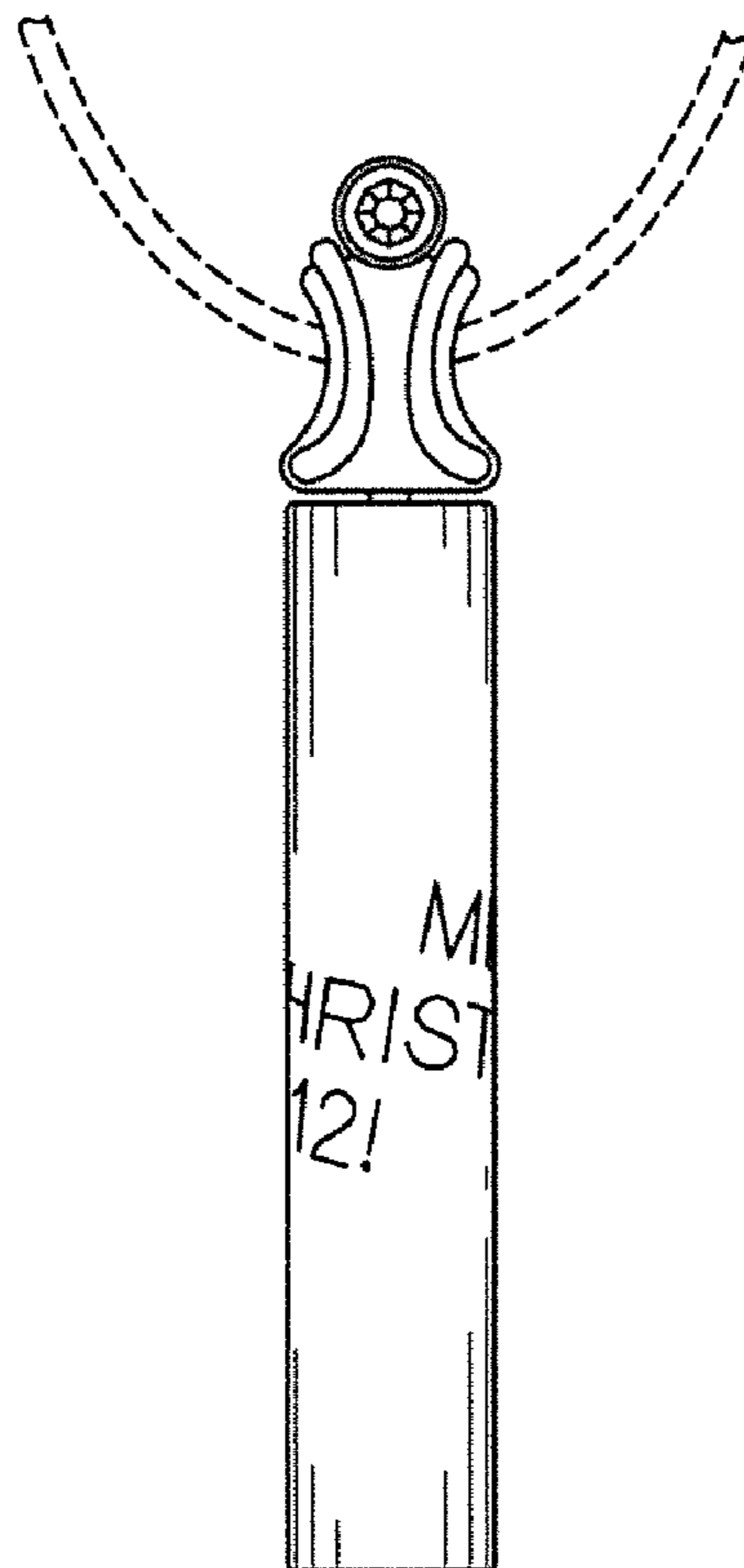




Fig. 5

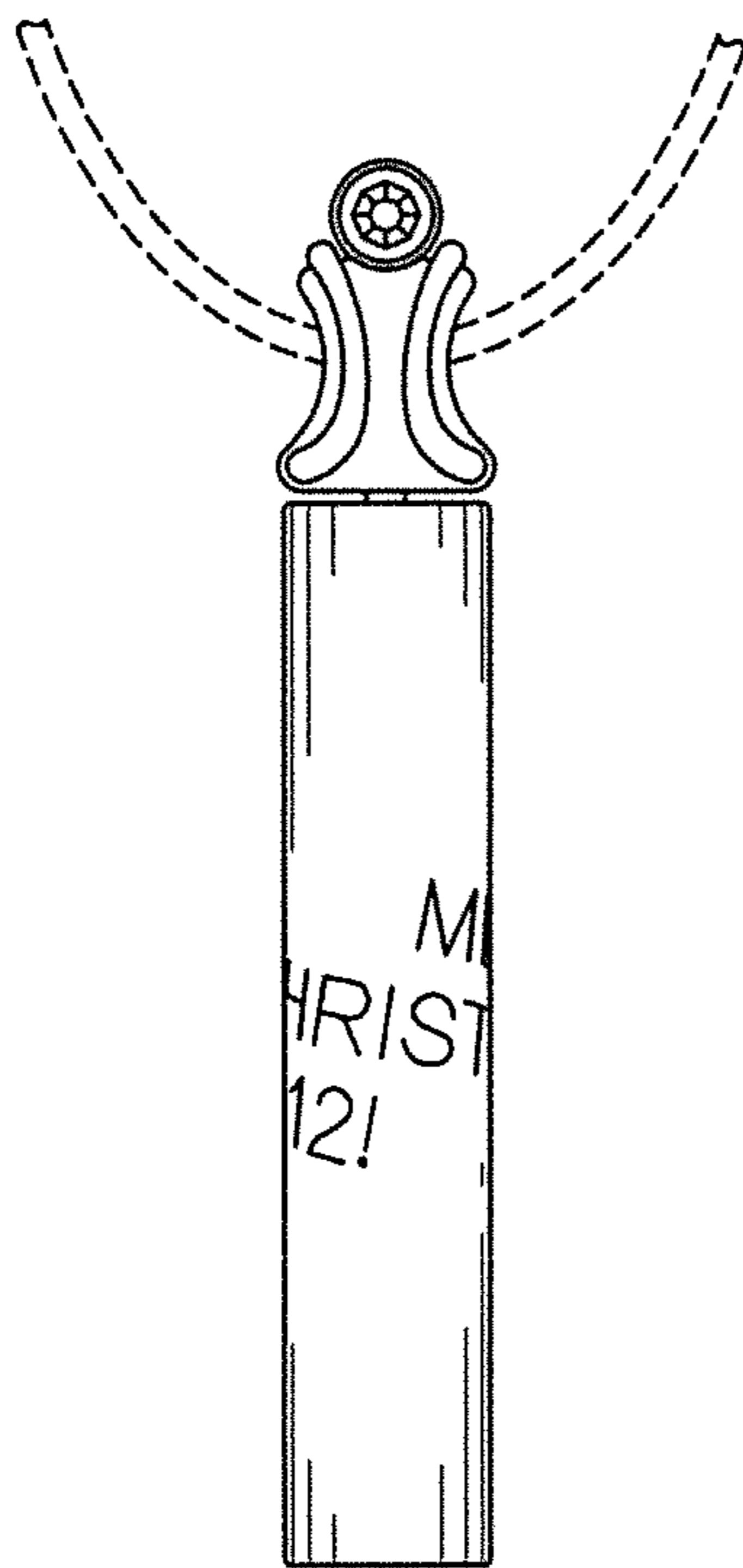


Fig. 1



Fig. 2

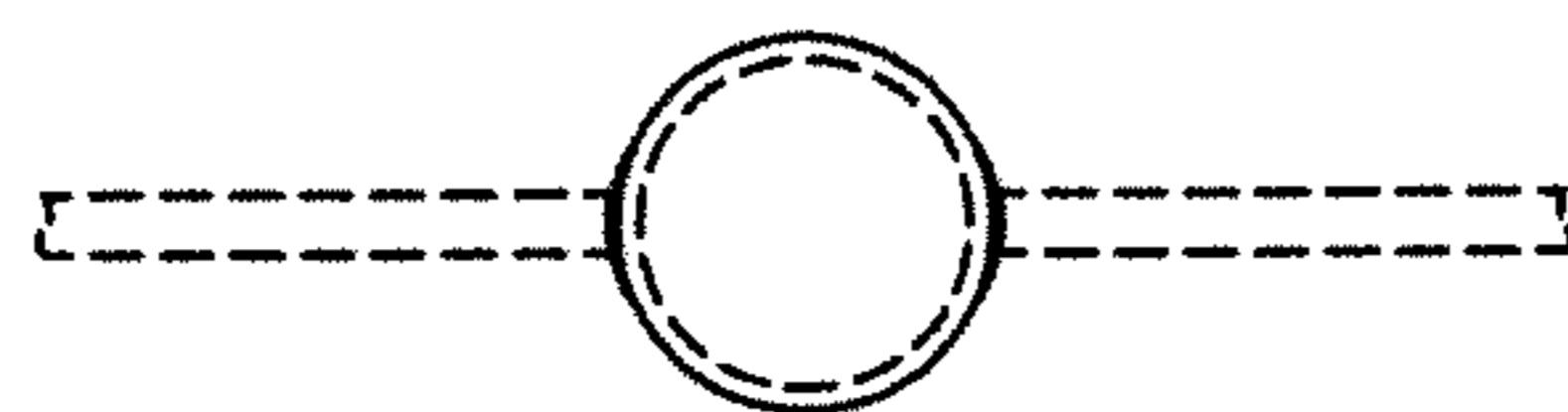


Fig. 6

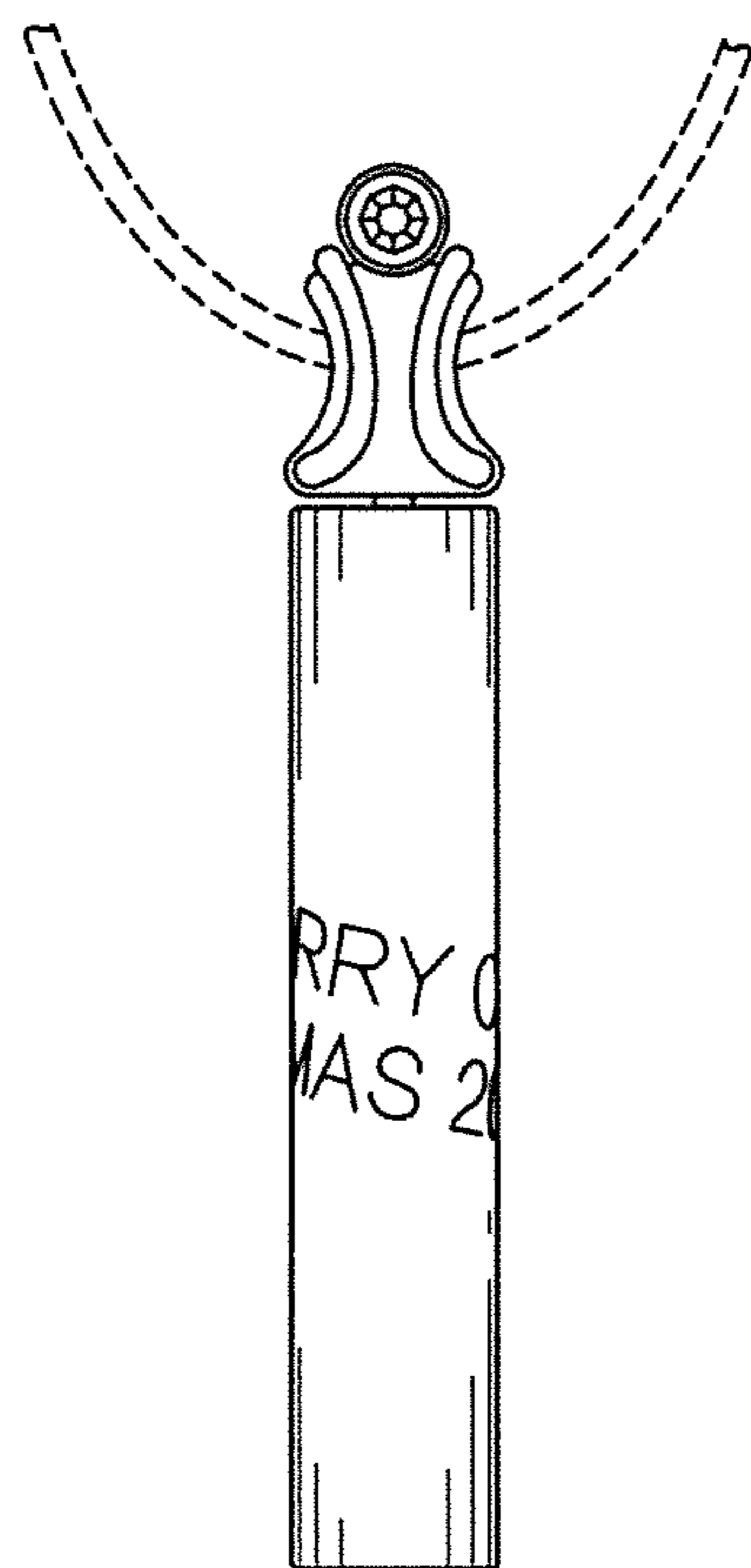


Fig. 3



Fig. 4