



US00D691038S

(12) **United States Design Patent**  
**Tyberghein**

(10) **Patent No.:** **US D691,038 S**

(45) **Date of Patent:** **\*\* Oct. 8, 2013**

(54) **TRANSPARENT SIDE DISH CONTAINER WITH BLUE TINTED BASE**

(75) Inventor: **Michael Tyberghein**, Roswell, GA (US)

(73) Assignee: **Anchor Packaging, Inc.**, St. Louis, MO (US)

(\*\*) Term: **14 Years**

(21) Appl. No.: **29/426,549**

(22) Filed: **Jul. 6, 2012**

(51) **LOC (9) Cl.** ..... **09-03**

(52) **U.S. Cl.**  
USPC ..... **D9/425; D7/629**

(58) **Field of Classification Search**  
USPC ..... D9/424, 425, 432; 206/503, 521.1, 206/541, 564; D3/203.2, 294; D7/601, 602, D7/629, 538-542, 612-615; 220/780-806, 220/574-575, 4.24  
See application file for complete search history.

(56) **References Cited**

**U.S. PATENT DOCUMENTS**

3,424,342	A *	1/1969	Scopp et al.	220/793
3,443,720	A *	5/1969	Al-Roy	220/791
3,447,714	A *	6/1969	Elliot	206/1.5
3,448,888	A *	6/1969	Collie et al.	220/781
3,452,896	A *	7/1969	Elliot	220/781
4,412,630	A *	11/1983	Daenen	220/792
4,819,824	A *	4/1989	Longbottom et al.	220/266
D440,830	S *	4/2001	Tucker et al.	D7/629
D443,798	S *	6/2001	Tucker et al.	D7/629
D446,077	S *	8/2001	Tucker et al.	D7/392.1
D447,382	S *	9/2001	Tucker et al.	D7/392.1
D449,495	S *	10/2001	Tucker et al.	D7/629
D450,983	S *	11/2001	Tucker et al.	D7/629
D496,560	S *	9/2004	Lerner	D7/629
D529,798	S *	10/2006	Snedden et al.	D9/432
D530,198	S *	10/2006	Snedden et al.	D9/432
D531,802	S *	11/2006	Zimmerman	D3/302
7,261,219	B2 *	8/2007	Tucker et al.	220/793
D588,451	S *	3/2009	Snedden et al.	D9/425

(Continued)

*Primary Examiner* — Thomas Johannes

(74) *Attorney, Agent, or Firm* — Don V. Kelly; Evans & Dixon, LLC

(57) **CLAIM**

The ornamental design for a transparent side dish container with blue tinted base, as shown and described.

**DESCRIPTION**

The patent or application file contains at least one computer-adjusted photograph executed in color. Color copies of this patent or patent application publication with color photographs are herein provided to the Office upon request and payment of the necessary fee.

FIG. 1 is a top plan view of a transparent side dish container with blue tinted base showing the new design;

FIG. 2 is a bottom plan view thereof;

FIG. 3 is a front perspective view thereof;

FIG. 4 is a rear perspective view thereof;

FIG. 5 is a right side perspective view thereof;

FIG. 6 is a left side perspective view thereof;

FIG. 7 is an angled front exploded perspective view thereof with the lid detached from the base for clarity of illustration;

FIG. 8 is a front elevation view thereof;

FIG. 9 is a right side elevation view thereof;

FIG. 10 is a front perspective view of the base of the container;

FIG. 11 is a right side perspective view of the base of the container;

FIG. 12 is an angled front perspective view of the base of the container;

FIG. 13 is a front perspective view of the bottom of the base of the container;

FIG. 14 is a right perspective view of the bottom of the base of the container; and,

FIG. 15 is an angled front perspective view of the bottom of the container (the base having the lid secured thereon).

**1 Claim, 15 Drawing Sheets**  
**(15 of 15 Drawing Sheet(s) Filed in Color)**



(56)

**References Cited**

U.S. PATENT DOCUMENTS

D589,789 S \* 4/2009 Follansbee et al. .... D9/425  
D628,470 S \* 12/2010 Golota et al. .... D9/425  
D646,564 S \* 10/2011 Freeman et al. .... D9/425

D649,409 S \* 11/2011 Segal ..... D7/629  
D649,410 S \* 11/2011 Segal ..... D7/629  
D656,367 S \* 3/2012 Segal ..... D7/629  
D678,763 S \* 3/2013 Tyberghein ..... D9/426

\* cited by examiner



Fig. 1



Fig. 2




Fig. 3




Fig. 4



Fig. 5



Fig. 6





Fig. 7




Fig. 8




Fig. 9



Fig. 10



Fig. 11



Fig. 12




Fig. 13



Fig. 14





Fig. 15