



US00D691013S

(12) **United States Design Patent**
Campbell et al.

(10) **Patent No.:** **US D691,013 S**
(45) **Date of Patent:** **** Oct. 8, 2013**

(54) **SANDING PAD FOR RECIPROCATING SAW**

(75) Inventors: **Doug Campbell**, Overland Park, KS (US); **Ryan Campbell**, Overland Park, KS (US)

(73) Assignee: **SM Products, LLC**, North Kansas City, MS (US)

(**) Term: **14 Years**

(21) Appl. No.: **29/421,166**

(22) Filed: **Jun. 4, 2012**

(51) **LOC (9) Cl.** **08-03**

(52) **U.S. Cl.**
USPC **D8/70**

(58) **Field of Classification Search**
USPC D8/61-70; D15/124, 126, 138; 451/47, 451/56, 324, 344, 356, 443, 541, 548-551; D32/15, 17, 19, 50; D25/138

See application file for complete search history.

(56) **References Cited**

U.S. PATENT DOCUMENTS

4,905,420	A *	3/1990	Flachenecker et al.	451/344
5,313,746	A *	5/1994	Zarriello	451/522
D355,105	S *	2/1995	Nemazi	D8/90
5,470,272	A *	11/1995	Kikuchi et al.	451/344
5,491,896	A *	2/1996	Stolzer et al.	30/169
5,558,569	A *	9/1996	Lee	451/356
5,637,034	A *	6/1997	Everts et al.	451/344
5,709,595	A *	1/1998	Bergner et al.	451/356
5,839,949	A *	11/1998	Martin et al.	451/356
D409,890	S *	5/1999	Longstaff et al.	D8/90
D412,230	S	7/1999	Schmidt		
6,004,194	A *	12/1999	Hild et al.	451/357
6,099,397	A *	8/2000	Wurst	451/344
D447,038	S *	8/2001	Netzler	D8/70

D447,397	S *	9/2001	Netzler	D8/62
D494,434	S *	8/2004	Sun et al.	D8/62
6,887,139	B2	5/2005	Jennette		
D511,954	S *	11/2005	Heun	D8/62

(Continued)

FOREIGN PATENT DOCUMENTS

DE	3805926	A1 *	9/1989
JP	01040276	A *	2/1989
JP	08039400	A *	2/1996

OTHER PUBLICATIONS

Fein Power Tools, Inc., *Fein Multimaster*, downloaded (including product brochure) on Sep. 20, 2010 from <http://www.fein.de/fein-multimaster/us/en/products/news.html>, 25 pgs.

(Continued)

Primary Examiner — Philip S Hyder

Assistant Examiner — Darlington Ly

(74) *Attorney, Agent, or Firm* — Stinson Morrison Hecker LLP

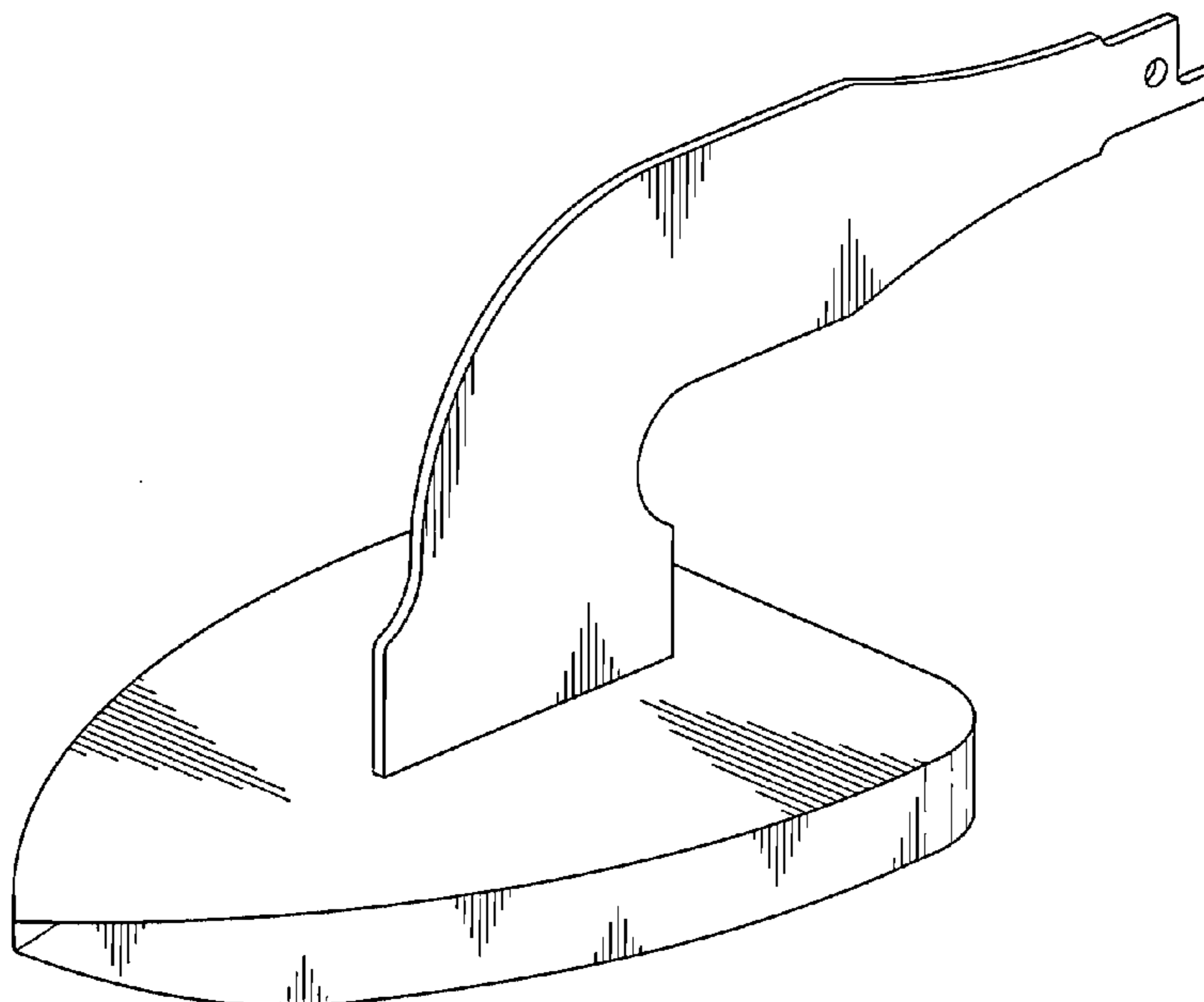
(57) **CLAIM**

The ornamental design for a sanding pad for reciprocating saw, as shown and described.

DESCRIPTION

FIG. 1 is a front perspective view of the sanding pad; FIG. 2 is a front elevational view of the sanding pad of FIG. 1; FIG. 3 is a rear elevational view of the sanding pad of FIG. 1; FIG. 4 is a top plan view of the sanding pad of FIG. 1; FIG. 5 is a bottom plan view of the sanding pad of FIG. 1; FIG. 6 is a right side elevational view of the sanding pad of FIG. 1; and, FIG. 7 is a left side elevational view of the sanding pad of FIG. 1.

1 Claim, 3 Drawing Sheets



(56)

References Cited

U.S. PATENT DOCUMENTS

D524,628	S *	7/2006	Shermer et al.	D8/90
D526,868	S *	8/2006	Robson	D8/62
D539,107	S *	3/2007	Chu	D8/62
D554,309	S *	10/2007	Wolk et al.	D32/40
7,313,838	B2 *	1/2008	Long et al.	15/22.2
7,565,712	B2 *	7/2009	Long et al.	15/22.2
7,736,216	B2 *	6/2010	King et al.	451/357
7,771,253	B2 *	8/2010	Wuensch	451/344
7,779,500	B1	8/2010	Greer	

OTHER PUBLICATIONS

ReciproTools, *Nylon Scrub Brush—Offset*, downloaded on Mar. 7, 2013 from <http://www.reciprottools.com/collections/frontpage/products/scrub-brush-offset>, 1 pg.

ReciproTools, *Sanding Pad—Offset*, downloaded on Mar. 7, 2013 from <http://www.reciprottools.com/collections/frontpage/products/sanding-pad-offset>, 1 pg.

ReciproTools, *Nylon Brush—Offset*, downloaded on Mar. 7, 2013 from <http://www.reciprottools.com/collections/frontpage/products/nylon-brush-offset>, 1 pg.

ReciproTools, *Scour Pad—Offset*, downloaded on Mar. 7, 2013 from <http://www.reciprottools.com/collections/frontpage/products/cleaning-scour-pad>, 1 pg.

ReciproTools, *Stainless Steel Brush*, downloaded on Mar. 7, 2013 from <http://www.reciprottools.com/collections/frontpage/products/stainless-steel-brush>, 1 pg.

ReciproTools, *Stainless Steel Brush—Offset*, downloaded on Mar. 7, 2013 from <http://www.reciprottools.com/collections/frontpage/products/stainless-steel-brush-offset>, 1 pg.

Spyder Products, *Spyder Grout Out*, downloaded on Mar. 7, 2013 from <http://www.spyderproducts.com/toolpages/spyder-grout-out/>, 3 pgs.

* cited by examiner

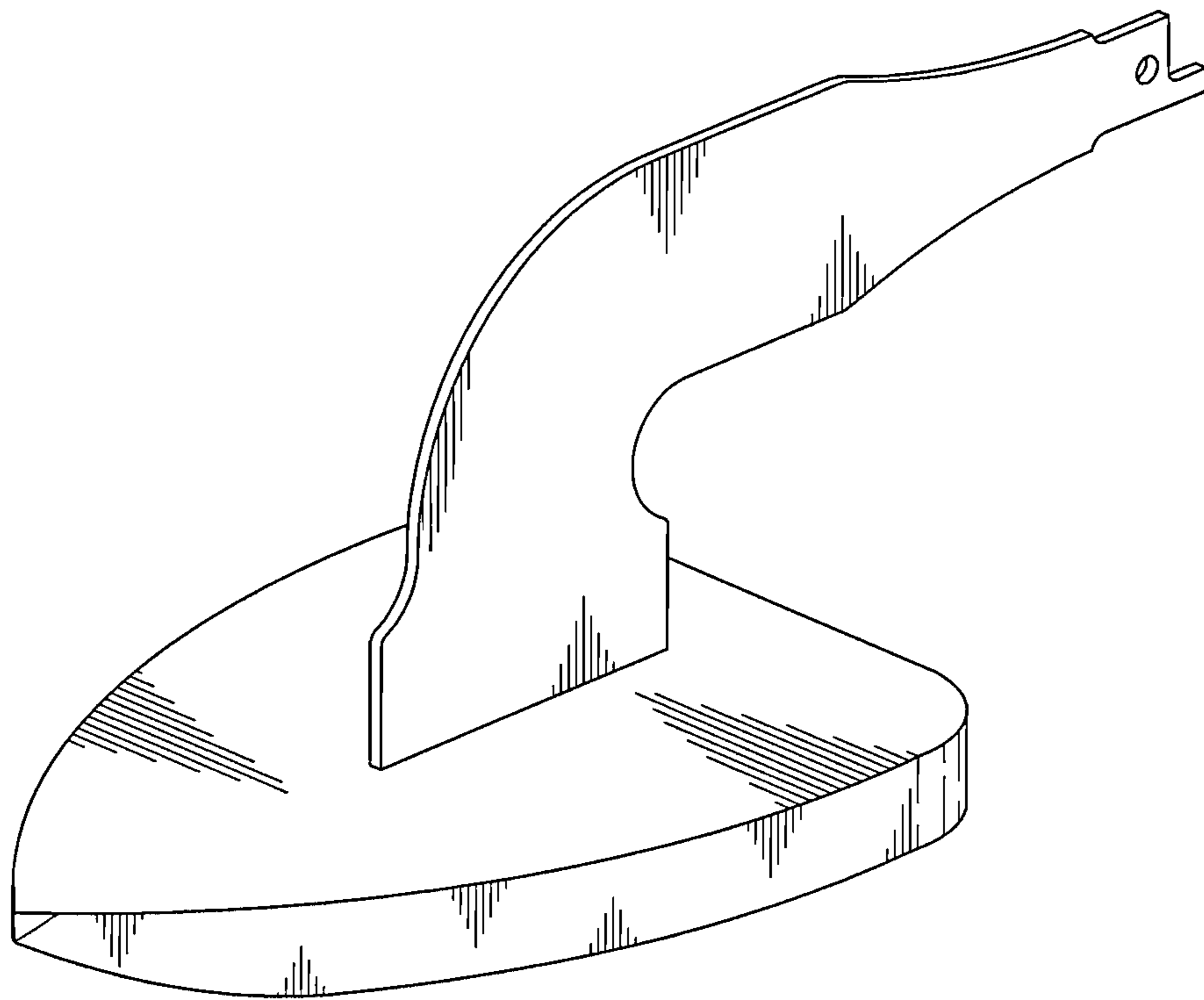


FIG. 1

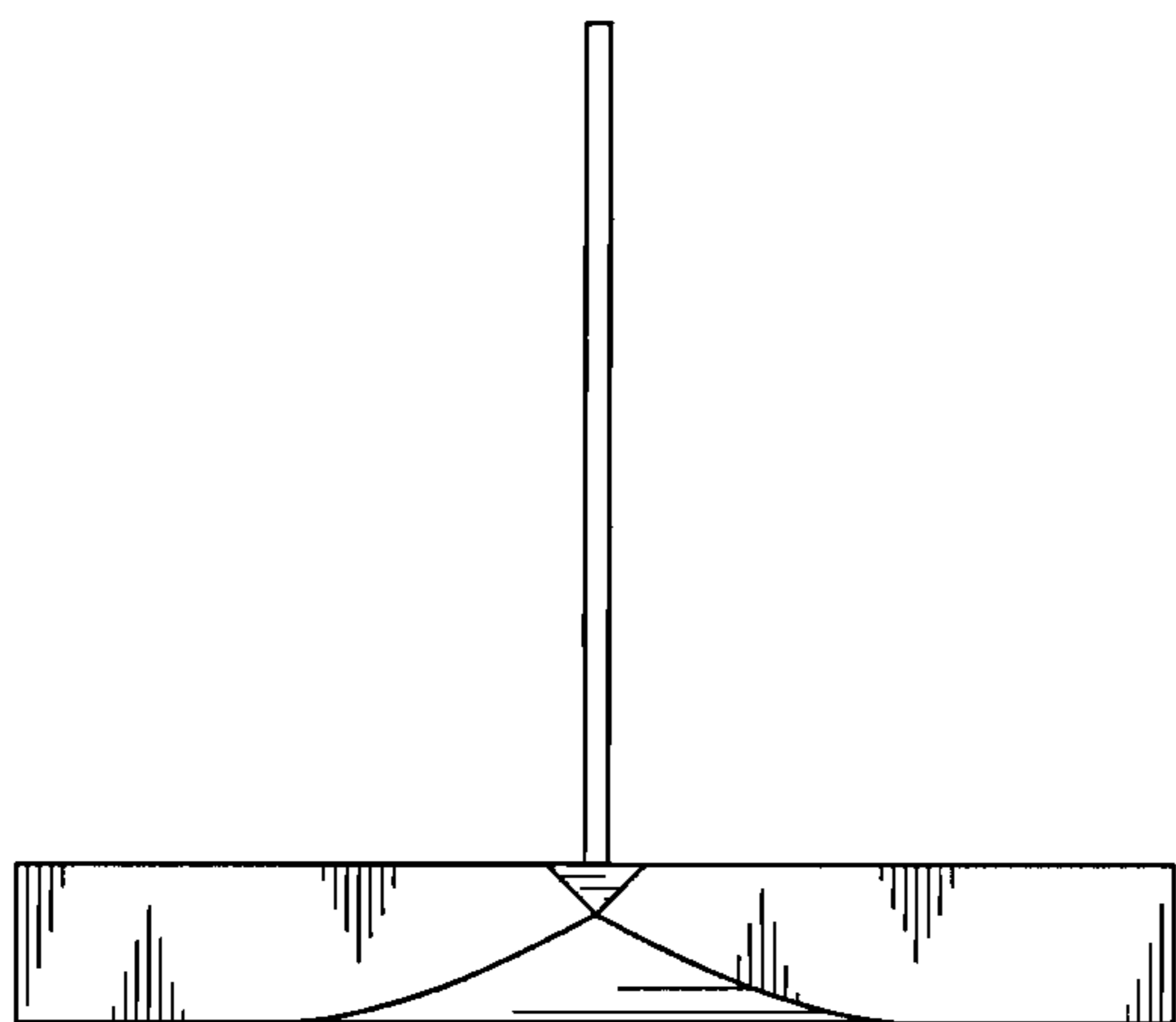


FIG. 2

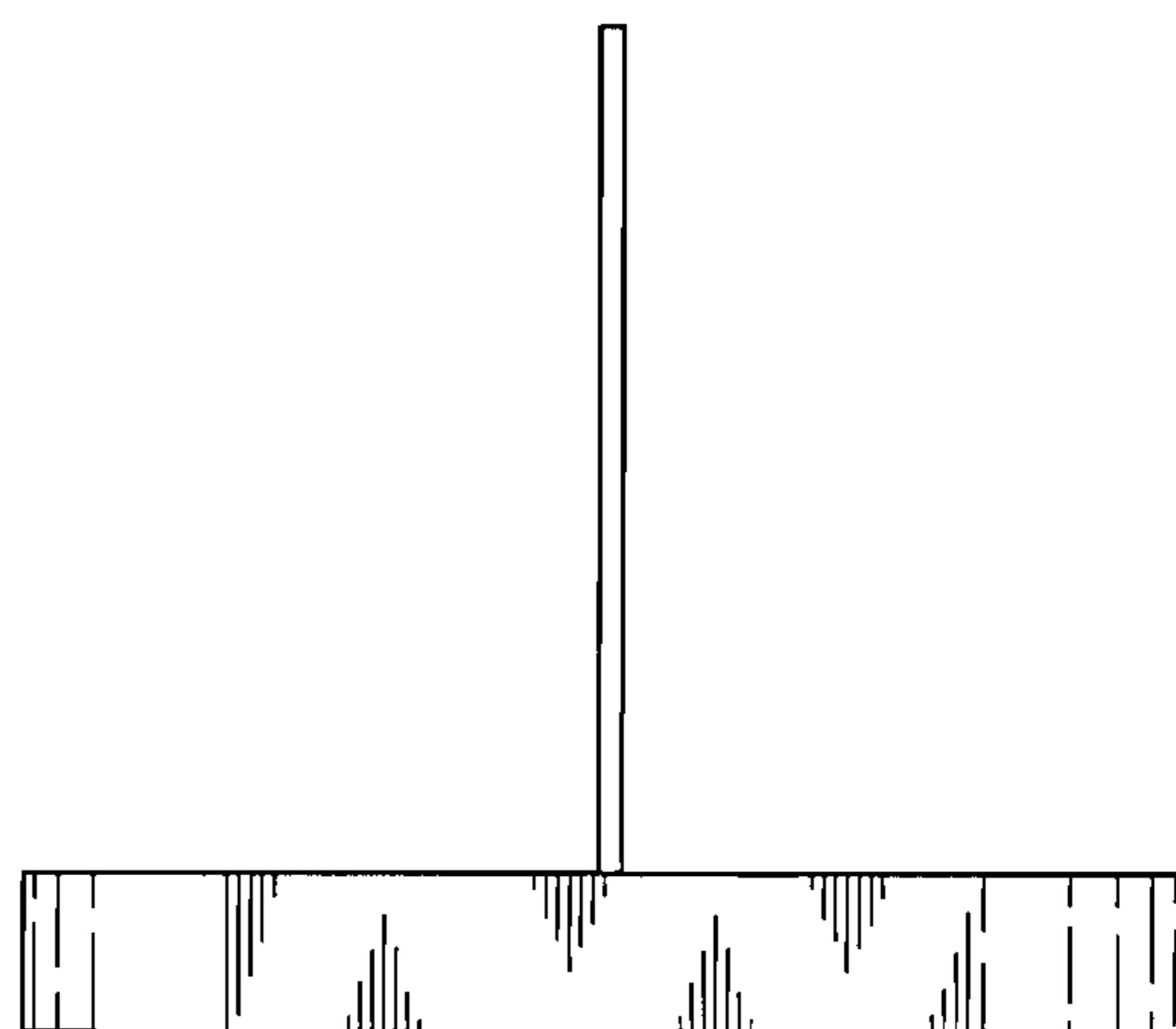


FIG. 3

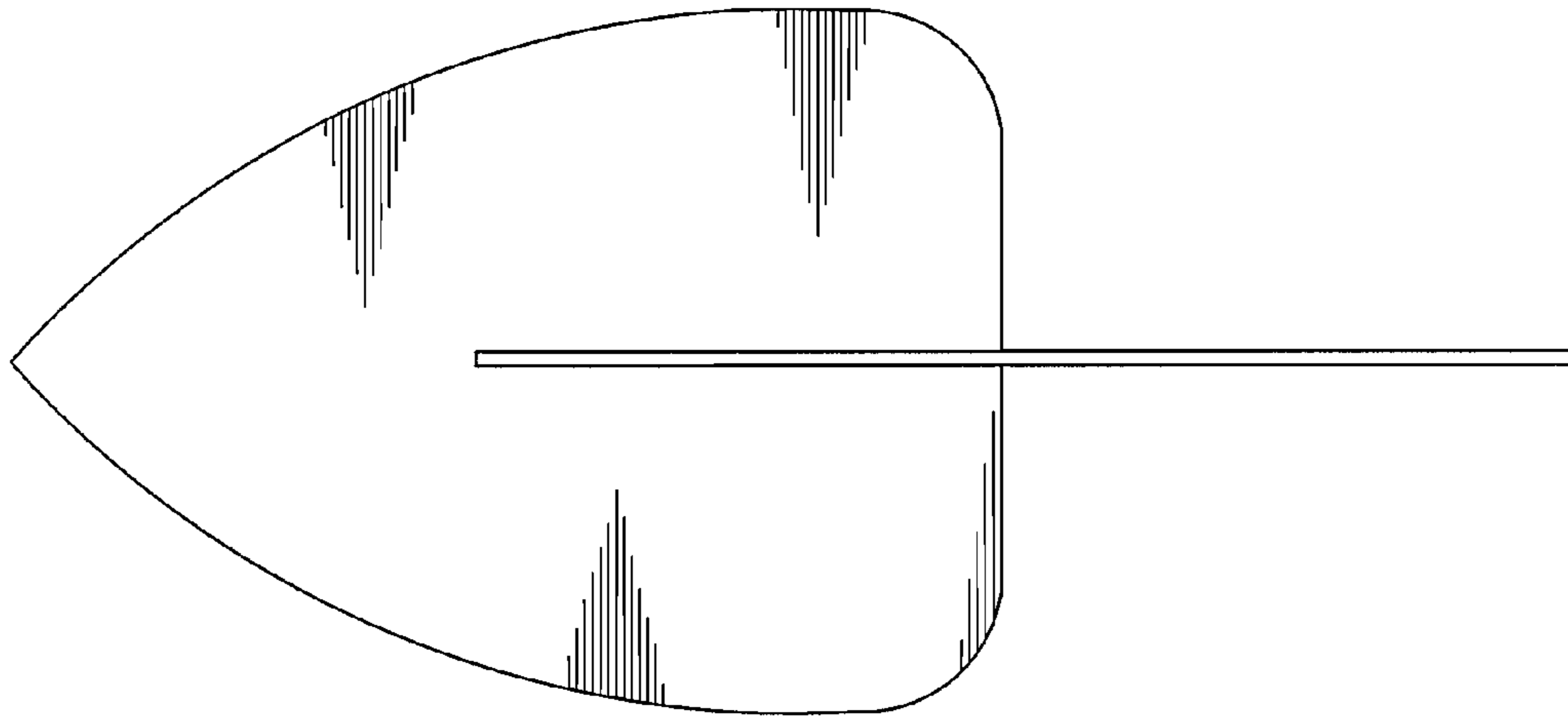


FIG. 4

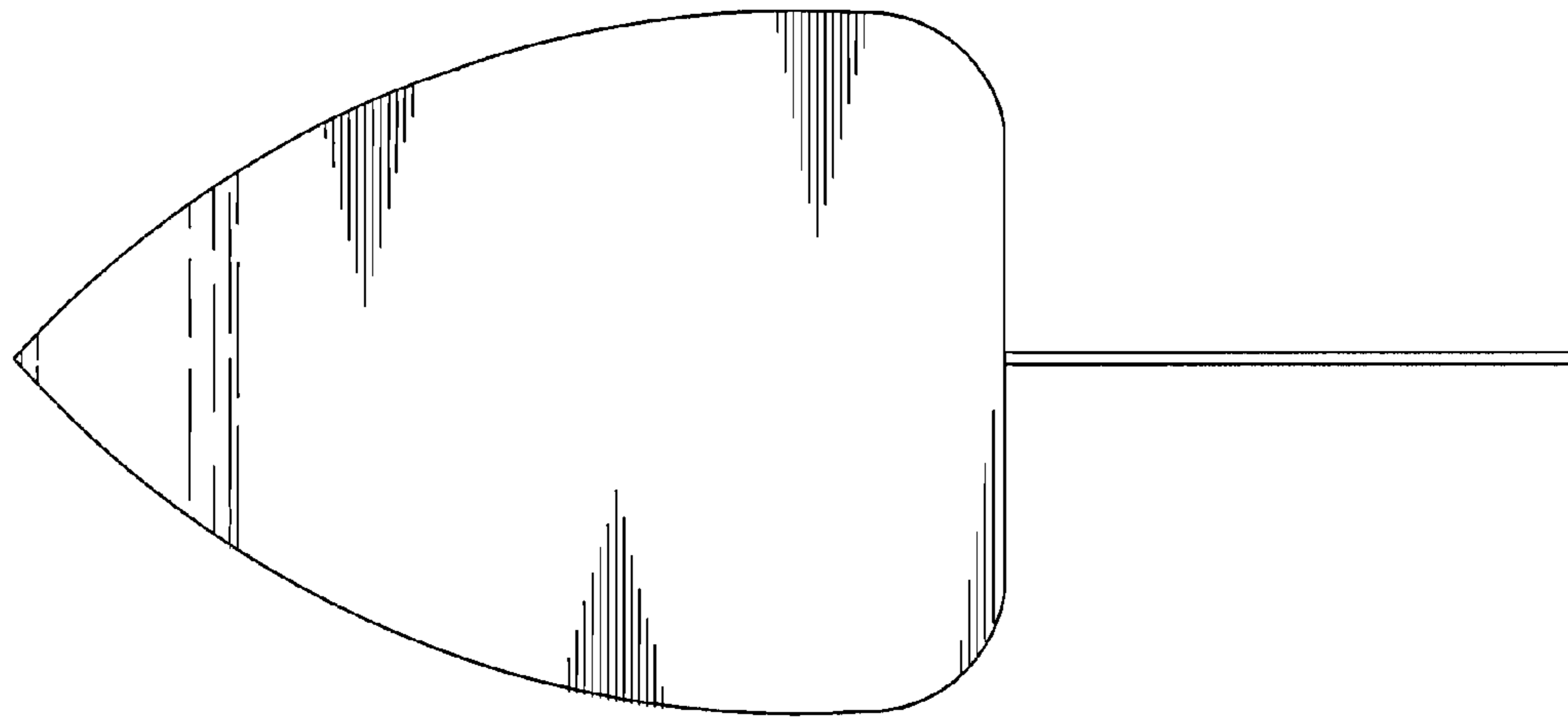


FIG. 5

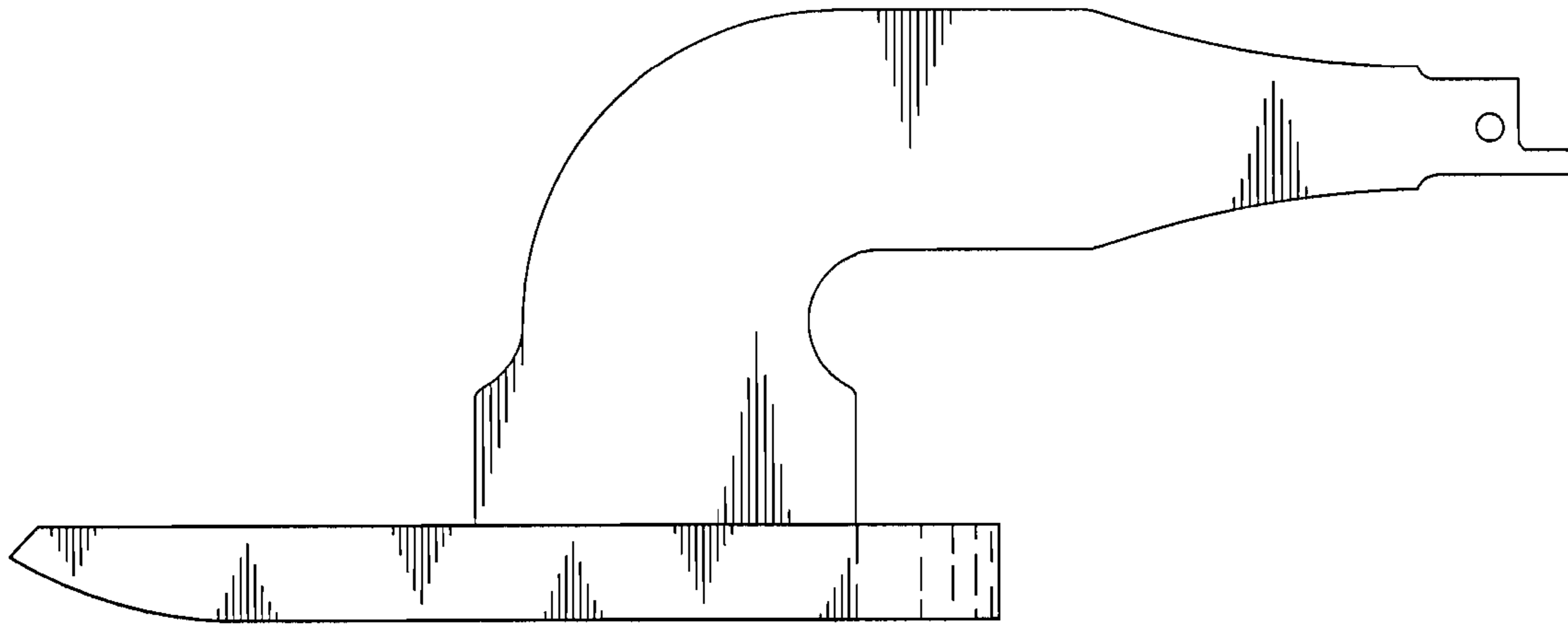


FIG. 6

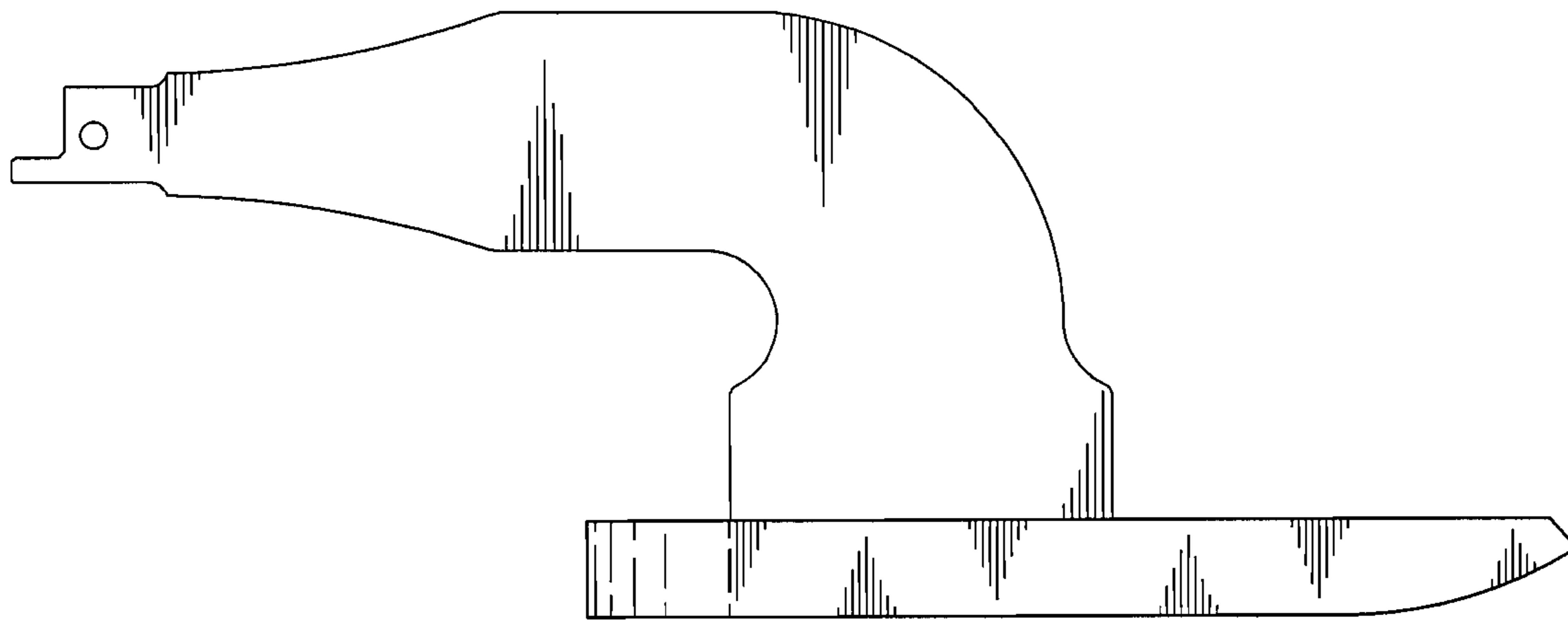


FIG. 7