

US00D691009S

(12) **United States Design Patent**
Tiley et al.

(10) **Patent No.:** **US D691,009 S**
(45) **Date of Patent:** **** Oct. 8, 2013**

(54) **ADJUSTABLE NEEDLE-NOSE PLIERS**
(76) Inventors: **Frank R. Tiley**, Menifee, CA (US);
Catherine D. Leone-Tiley, Menifee, CA
(US)

D537,309 S 2/2007 Wang
D543,814 S 6/2007 Metcalf
D546,151 S * 7/2007 Williams et al. D8/52
D592,923 S * 5/2009 Konopka D8/55
8,104,180 B2* 1/2012 Swinford 30/252

(**) Term: **14 Years**
(21) Appl. No.: **29/402,069**
(22) Filed: **Sep. 20, 2011**

OTHER PUBLICATIONS

3 Needle Nose Locking Pliers Auto Tool Set. <http://www.amazon.com/Needle-Nose-Locking-Pliers-Auto/dp/B000RB0408>.

(51) **LOC (9) Cl.** **08-05**
(52) **U.S. Cl.**
USPC **D8/52**
(58) **Field of Classification Search**
USPC D8/51, 52, 4, 5, 98, 107; 30/287,
30/257, 251-254, 191-192, 261-262
See application file for complete search history.

* cited by examiner

Primary Examiner — Sheryl Lane
(74) *Attorney, Agent, or Firm* — Montgomery Patent & Design; Robert C. Montgomery

(57) **CLAIM**
The ornamental design for adjustable needle-nose pliers, as shown and described.

(56) **References Cited**

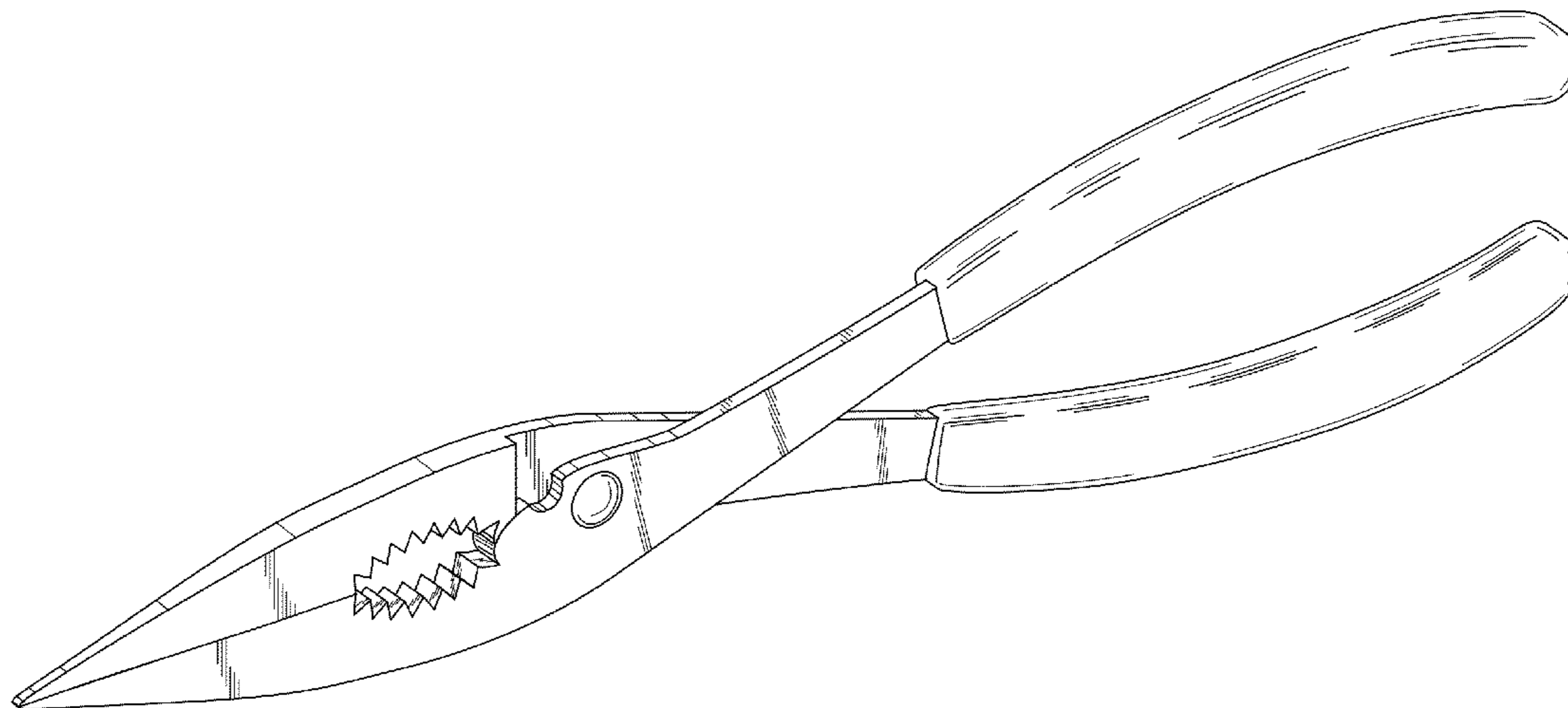
DESCRIPTION

U.S. PATENT DOCUMENTS

2,848,810	A	8/1958	Wendt
4,541,312	A	9/1985	Peterson
4,546,680	A	10/1985	Peterson
4,709,601	A	12/1987	Peterson
D350,265	S	9/1994	Mellits et al.
D358,312	S	5/1995	Keenan
D383,652	S	9/1997	Brantley
D383,653	S	9/1997	Brantley
D502,852	S	3/2005	Wang

FIG. 1 is a perspective view of adjustable needle-nose pliers, showing our new design;
FIG. 2 is a front view thereof;
FIG. 3 is a rear view thereof;
FIG. 4 is a right side view thereof;
FIG. 5 is a left side view thereof; and,
FIG. 6 is a top view thereof with a bottom view being a mirror image.

1 Claim, 5 Drawing Sheets



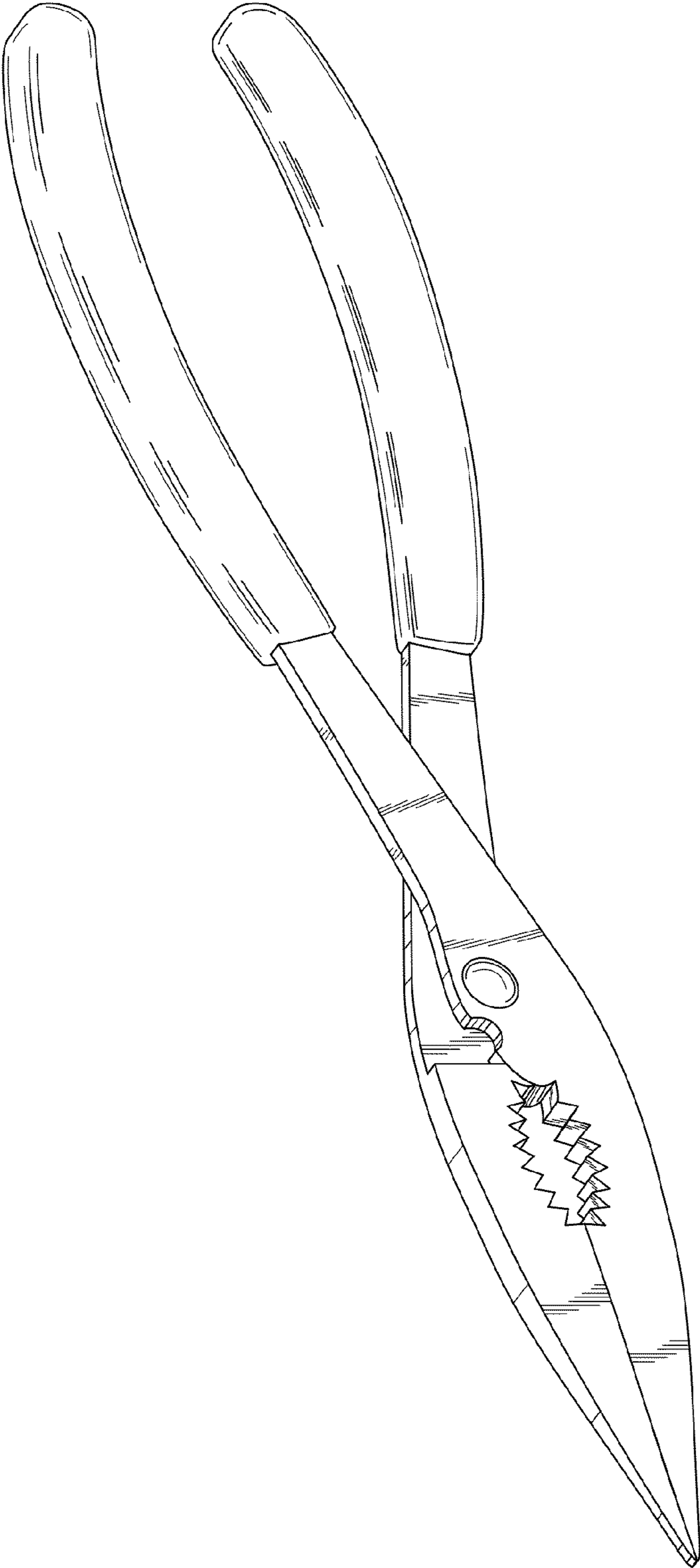


Fig. 1

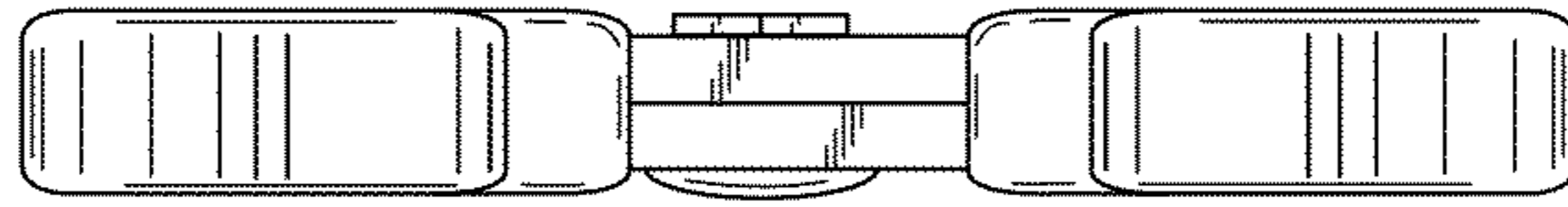


Fig. 3

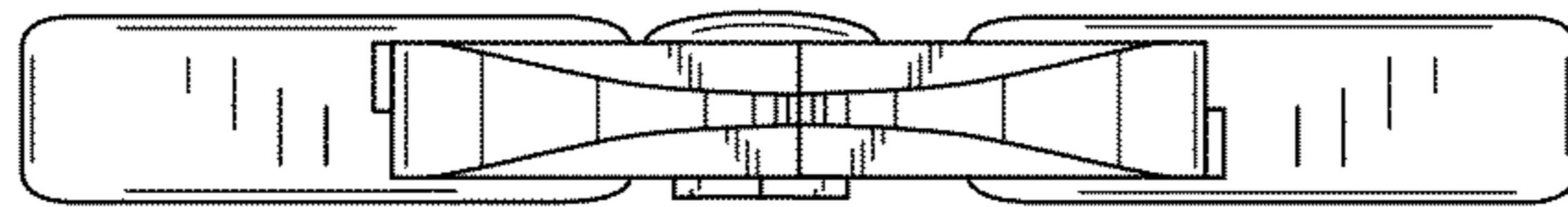


Fig. 2

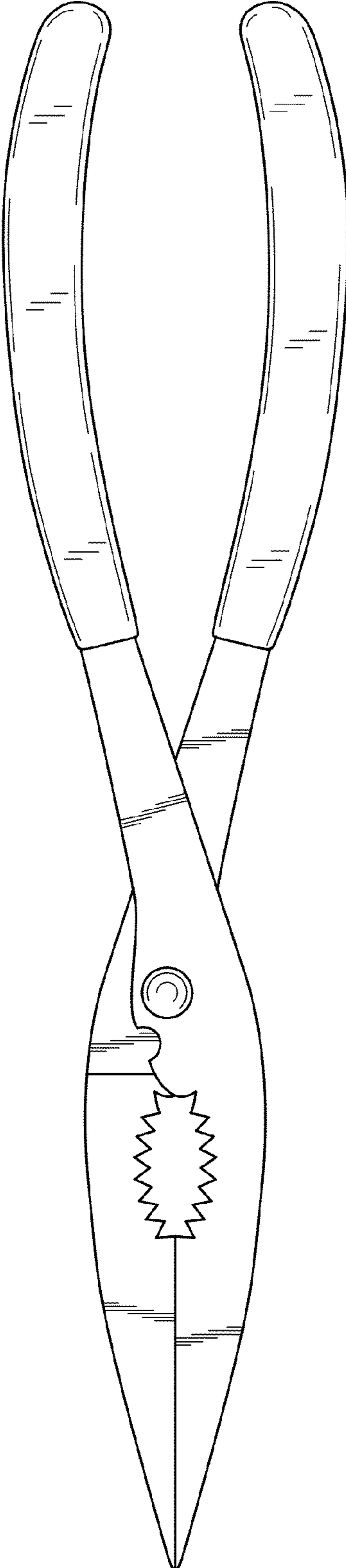


Fig. 4

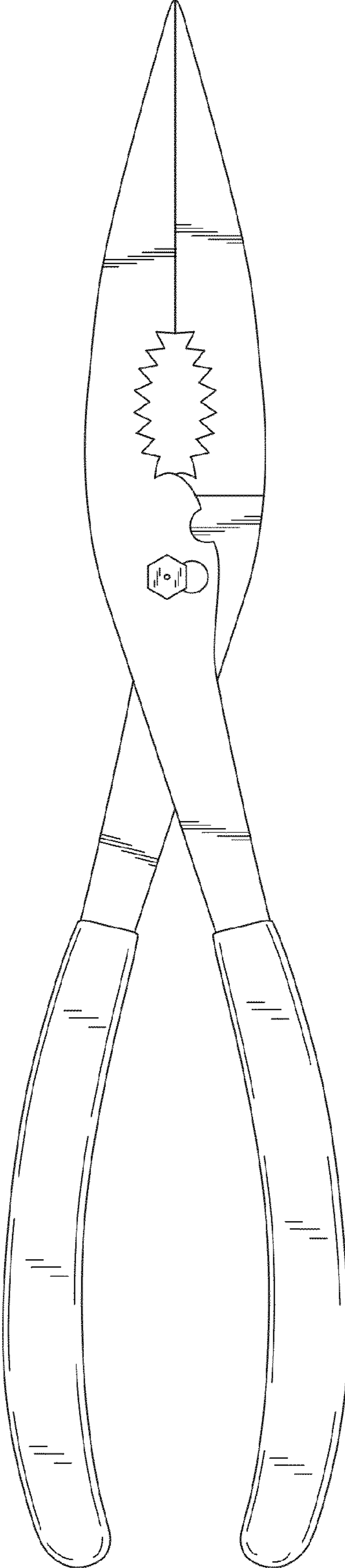


Fig. 5

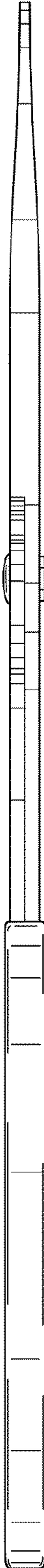


Fig. 6