



US00D690991S

(12) **United States Design Patent**  
**Boggs et al.**

(10) **Patent No.:** **US D690,991 S**  
(45) **Date of Patent:** **\*\* Oct. 8, 2013**

(54) **CARTRIDGE FOR BEVERAGE DISPENSER**  
(75) Inventors: **Joseph H. Boggs**, Newtown, CT (US);  
**Paul J. Donnelly**, New Fairfield, CT  
(US); **Arthur Forkos**, Short Hills, NJ  
(US); **Ronald Beilstein**, Harwinton, CT  
(US); **Andrew T. Butkus**, Naugatuck,  
CT (US); **Edward P. Butler, III**,  
Harwinton, CT (US); **Hilary**  
**Farnsworth**, New Rochelle, NY (US);  
**Brian C. Jones**, New Hartford, CT (US)  
(73) Assignees: **PepsiCo, Inc.**, Purchase, NY (US); **Seitz**  
**LLC**, Torrington, CT (US)

D265,653 S 8/1982 Arzberger et al.  
D272,976 S 3/1984 LaLumiere  
D340,642 S 10/1993 Detzel et al.  
D404,950 S 2/1999 Burch  
D428,341 S 7/2000 Boutin  
D451,799 S 12/2001 Berger et al.  
6,488,179 B1 \* 12/2002 Vujicic et al. .... 222/132  
D471,047 S 3/2003 Gordon et al.  
D522,854 S 6/2006 Engels et al.  
D563,234 S \* 3/2008 Moreno ..... D9/572  
D579,348 S 10/2008 Piccinino, Jr. et al.  
D594,761 S 6/2009 Lusker  
D611,287 S 3/2010 Lochen  
D611,298 S \* 3/2010 Freeman et al. .... D7/397  
D618,963 S \* 7/2010 Freeman et al. .... D7/397  
D636,214 S \* 4/2011 Parker et al. .... D7/306  
D643,682 S 8/2011 Asthon  
D646,105 S 10/2011 Deo et al.

(\*\*) Term: **14 Years**

\* cited by examiner

(21) Appl. No.: **29/417,437**

*Primary Examiner* — Marianne Pandozzi

(22) Filed: **Apr. 3, 2012**

(74) *Attorney, Agent, or Firm* — Banner & Witcoff, Ltd.

(51) **LOC (9) Cl.** ..... **07-99**

(57) **CLAIM**

(52) **U.S. Cl.**  
USPC ..... **D7/397**

The ornamental design for a cartridge for beverage dispenser,  
as shown and described.

(58) **Field of Classification Search**  
USPC ..... D7/300, 306–308, 309–311, 400,  
D7/397; 222/129.1, 146.6; D6/545; D9/741;  
426/87

**DESCRIPTION**

See application file for complete search history.

FIG. 1 is a top, front, left perspective view of a cartridge for  
beverage dispenser showing our new design;  
FIG. 2 is a front view thereof;  
FIG. 3 is a rear view thereof;  
FIG. 4 is a right side view thereof;  
FIG. 5 is a left side view thereof;  
FIG. 6 is a top view thereof;  
FIG. 7 is a bottom view thereof; and,  
FIG. 8 is a bottom, rear, right perspective view thereof.

(56) **References Cited**

U.S. PATENT DOCUMENTS

D183,532 S 9/1958 McCauley  
D185,006 S 4/1959 Langevin  
D188,909 S 9/1960 Maxson et al.  
D215,533 S 9/1969 Gilson  
D251,564 S 4/1979 MacKrell

**1 Claim, 7 Drawing Sheets**



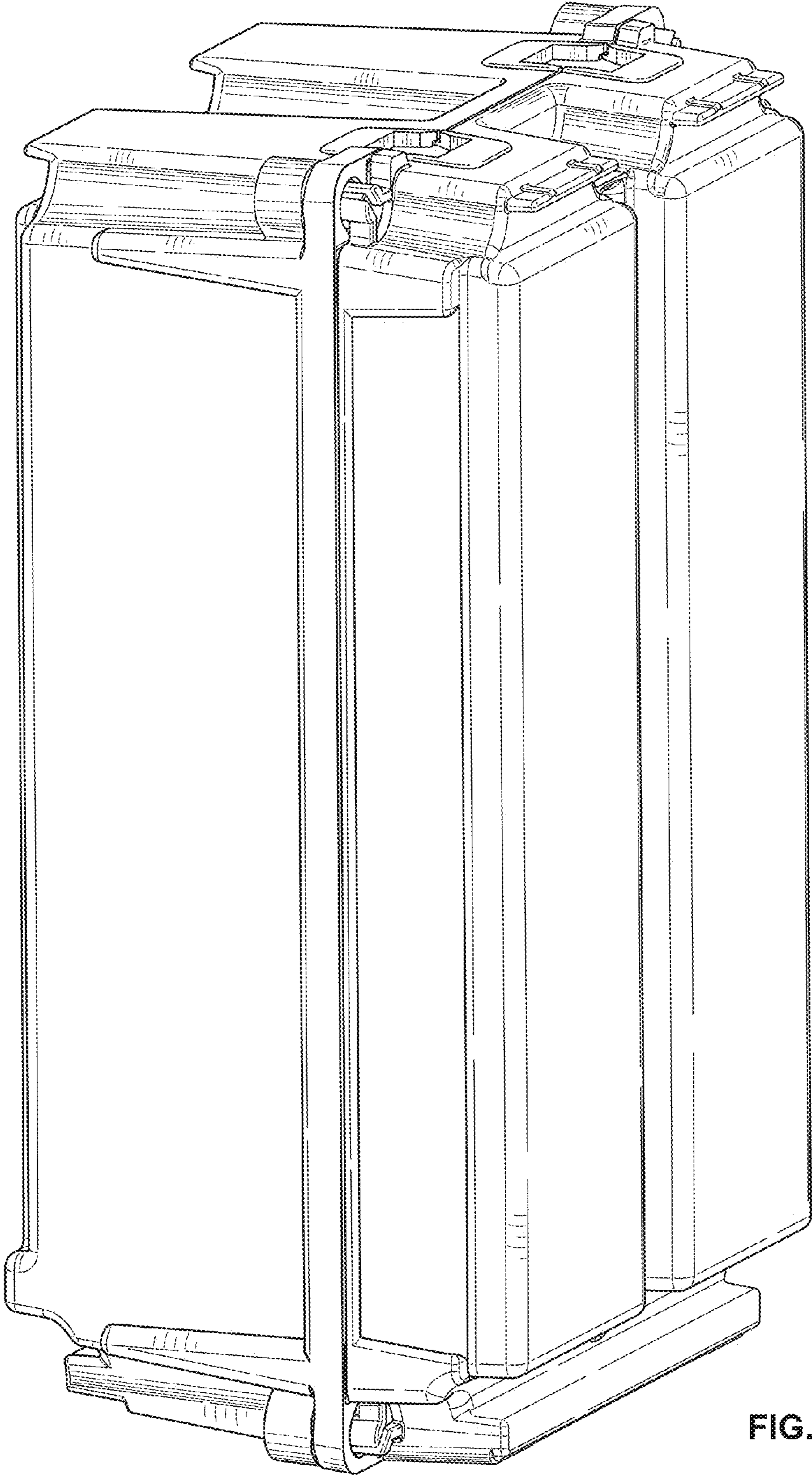


FIG. 1




FIG. 2



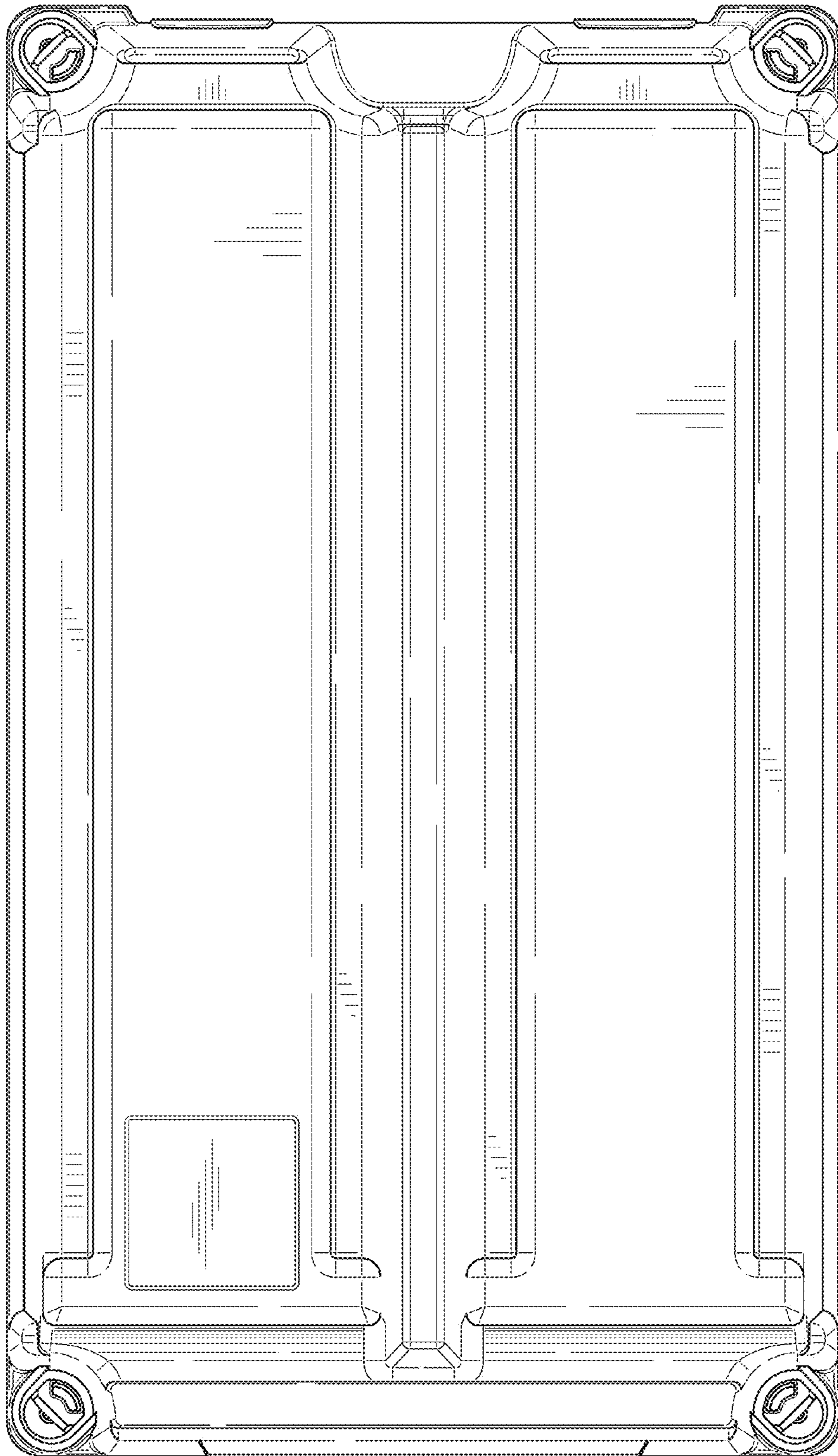


FIG. 3




FIG. 4




FIG. 5



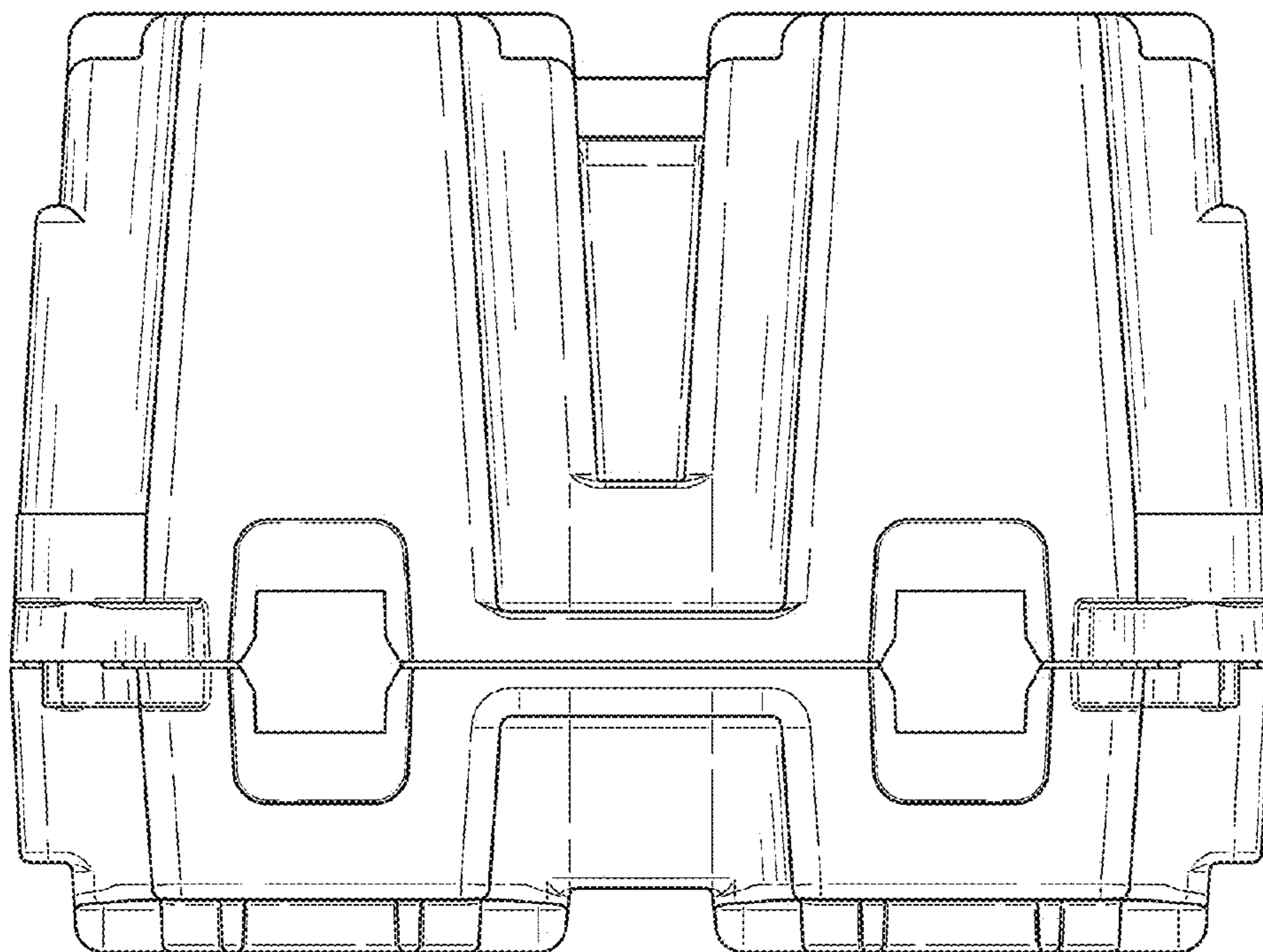


FIG. 6

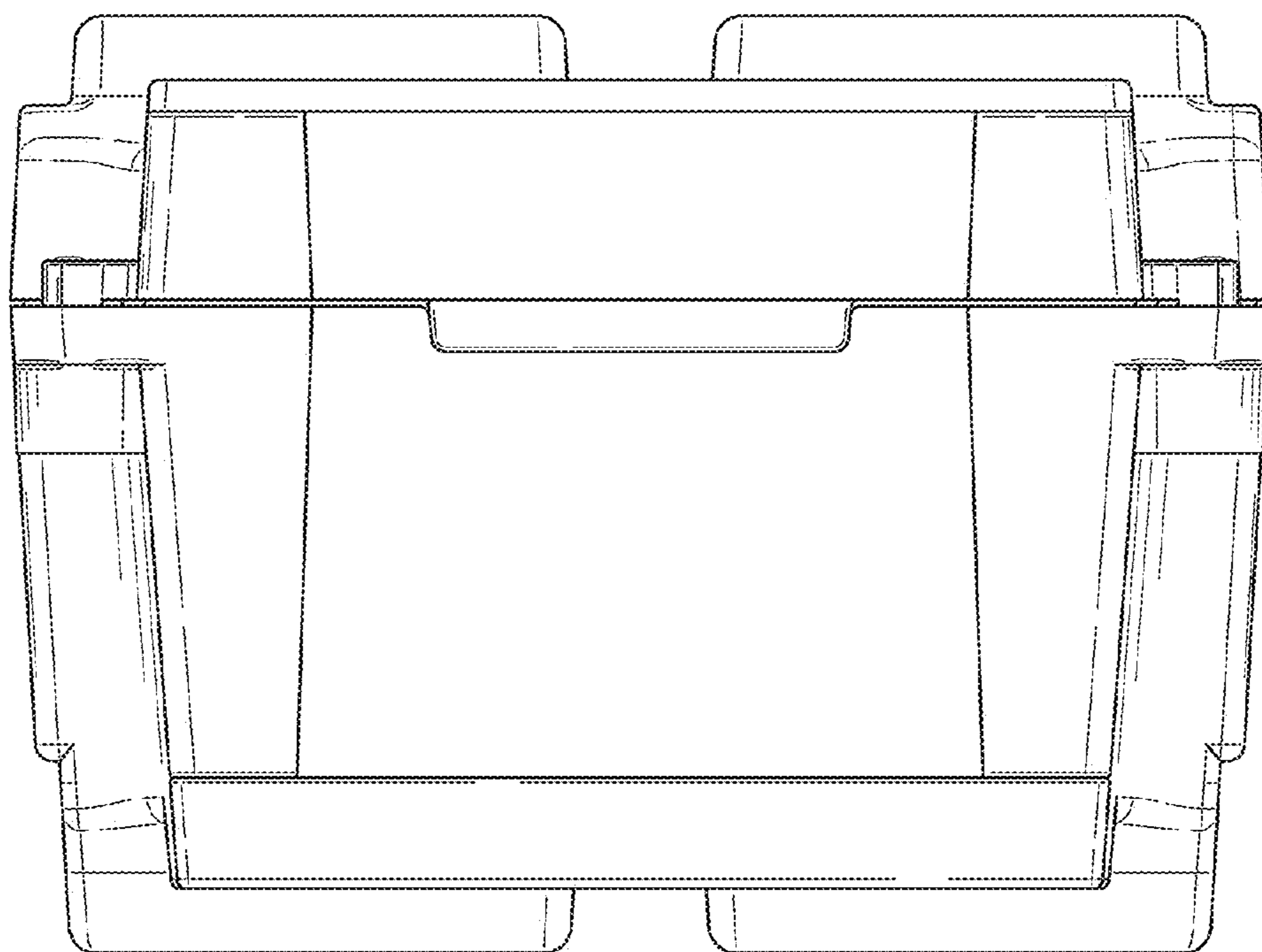


FIG. 7

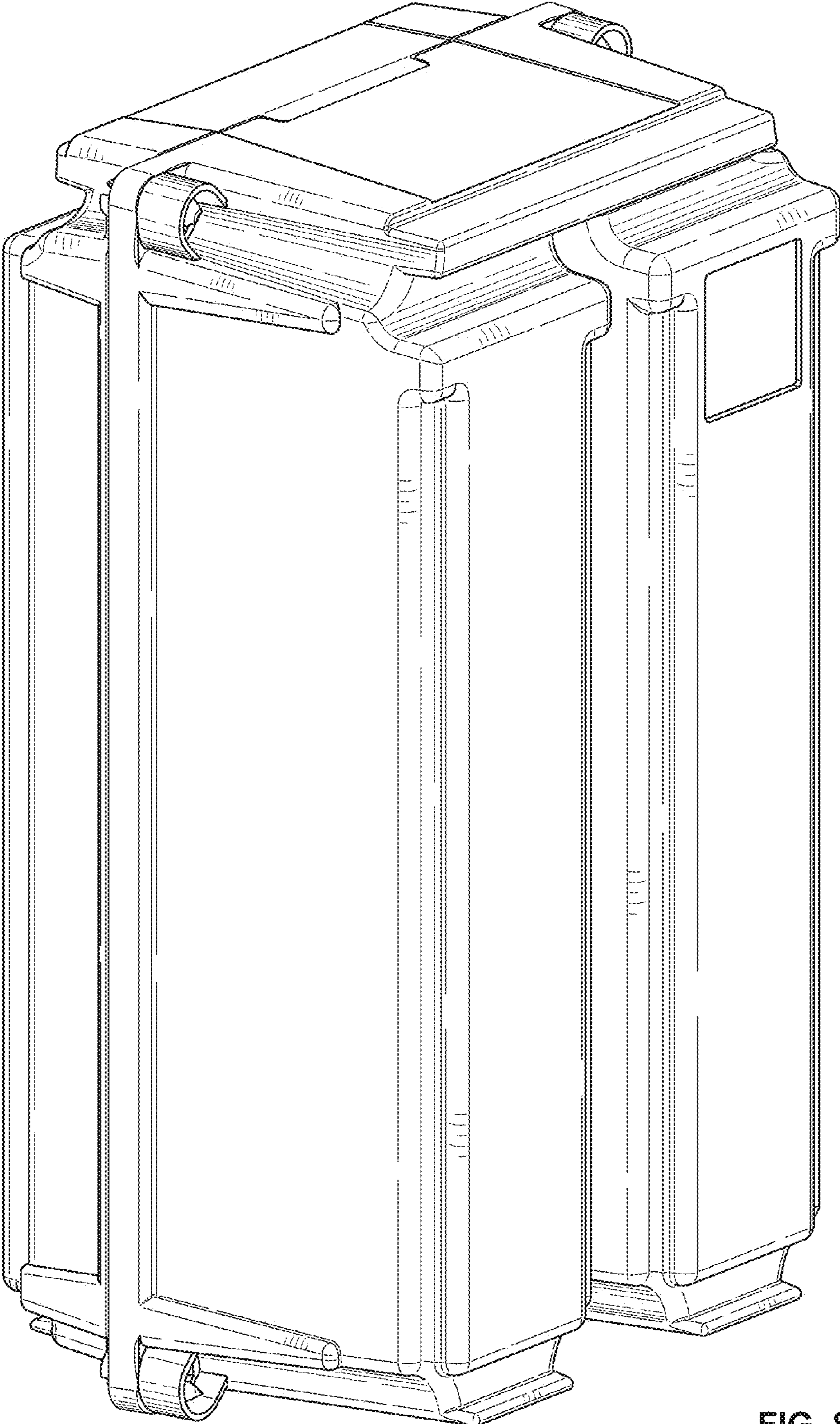


FIG. 8